

AUTOMOTIVE SECTOR

in figures

www.aeade.net

Genaro Baldeón, **Executive President**
(Chief Executive Officer) CEO
Óscar Calahorrano, **Director of Operations**
(Chief Operations Officer) COO
Alberto Reza, **Technical Coordinator**
Mauricio Larco, **Market Analyst**
Paula Carrión, **Communications Coordinator**
María Belén Armendáriz, **Technical Assistant**

Board members

Fausto Baca, **President**
Daniel Espinosa, **Vicepresident**
Pablo Ordoñez, **Director**
Renato Coronel, **Director**
Gil Malo, **Director**
Marcelo García, **Director**
Hernando Chiriboga, **Director**
Andrés Salas, **Director**
Jacqueline Cevallos, **Director**
Renato Terán, **Director**

Published on May 11th 2017

www.aeade.net
Núñez de Vela E3-13 y Av. Atahualpa
Edificio Torre del Puente, Piso 10
Teléfonos: 226 9052 / 226 9056 / 226 4925 / 226 4927
 @AEADE.EC
 @AeadeEc

Composition of the sector



Assembly companies



Auto parts companies



Importers and sellers



Bodywork construction companies



Companies dedicated to other **automobile commerce activities** (maintenance, repair, spare-part sales, etc)

4

companies

92

Companies

1.271 companies
new and used car dealers

137 establishments
motorcycle stores

81

companies

3.126

automotive commerce stores

Source: Superintendencia de Compañías, 2016.



Employment



1.534



4.710



13.971



592



35.994

Total employment generated: 56.801

Source: Encuesta Nacional de Empleo, Desempleo y Subempleo

Taxes 2016 (importers and assembly companies)

194
millions



Motor vehicle excise

181
millions



Advalorem

150
millions



Value-added tax

122
millions



Special Consumption Tax (SCT) Ad Valorem

112
millions



Ecotax

61
millions



Safeguard tax

41
millions



Foreign Transaction (FX) Fee

4
millions



FODINFA (Child care and development fund)

Total: 865 millions

Source: Servicio Nacional de Aduana del Ecuador (SENAE); Servicio de Rentas Internas (SRI)



Ecuador's summary



Macroeconomic Indicators

Total trade balance (jan - mar 2017):	\$473 millions USD FOB
Average oil price WTI (jan - mar 2017):	\$51,83
Annual inflation (mar 2017):	0,96%
Annual GDP variation (2016/2015):	-1,5%

Source: Banco Central del Ecuador, 2017



Credit (january - march 2017)



Regular consumption:
\$83 millions



Priority consumption:
\$569 millions

Source: Superintendencia de Bancos, 2017



Light vehicle* and commercial vehicle** market



Importation:
(January - March 2017)

12.252
units



Production:
(January - March 2017)

7.962
units



Exportation:
(January - March 2017)

30
units



Sales:
(January - April 2017)

26.996
units

*Light vehicles: automobiles, pickup trucks, SUV

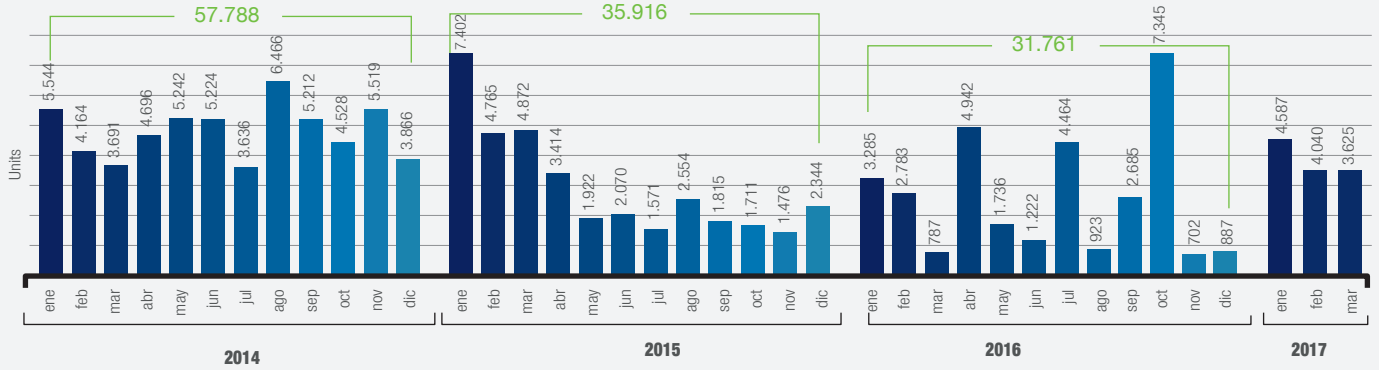
**Commercial vehicles: VAN, trucks, buses

Source: Servicio Nacional de Aduana (SENAE); Cámara de la Industria Automotriz Ecuatoriana (CINAE), Asociación de Empresas Automotrices del Ecuador (AEADE), 2017.

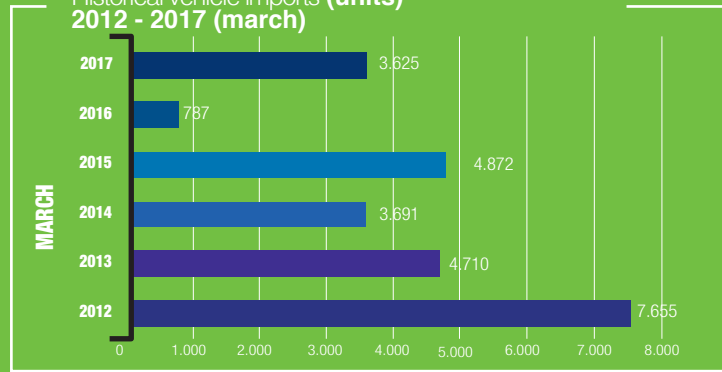


Vehicle Importation

Monthly vehicle import (units)



Historical vehicle imports (units) 2012 - 2017 (march)

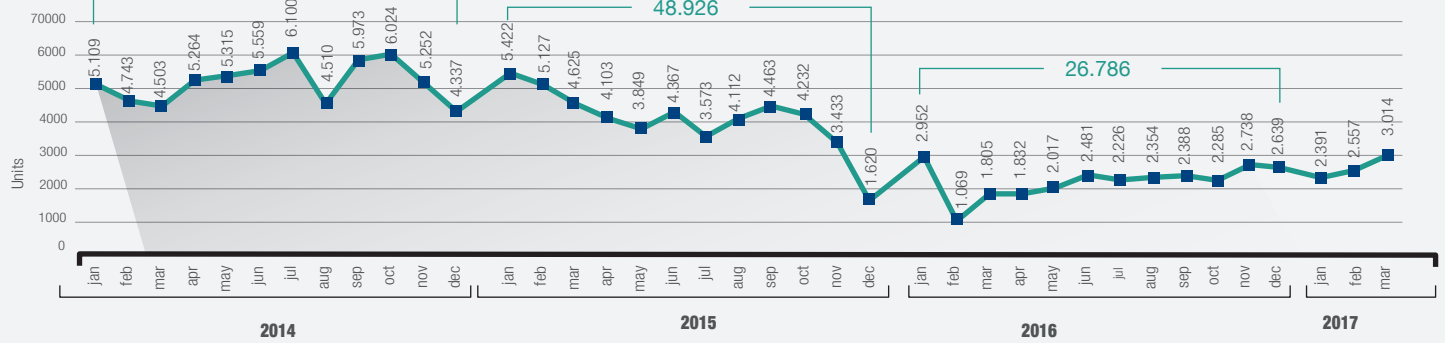


Source: Servicio Nacional de Aduana del Ecuador (SENAE), 2017.

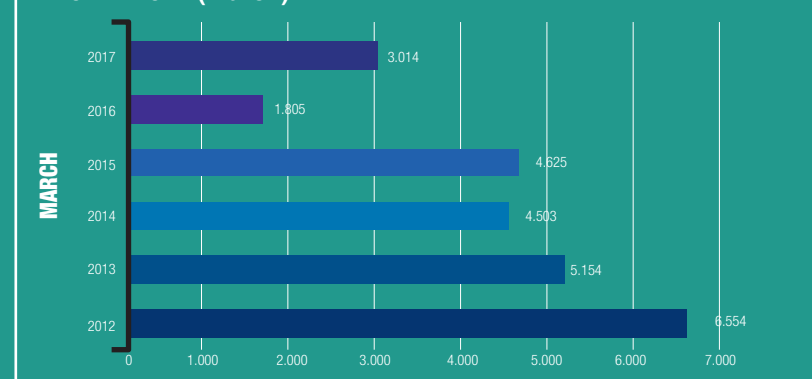


Vehicle production*

Monthly vehicle production (units)



Historical vehicle production (units) 2012 - 2017 (march)



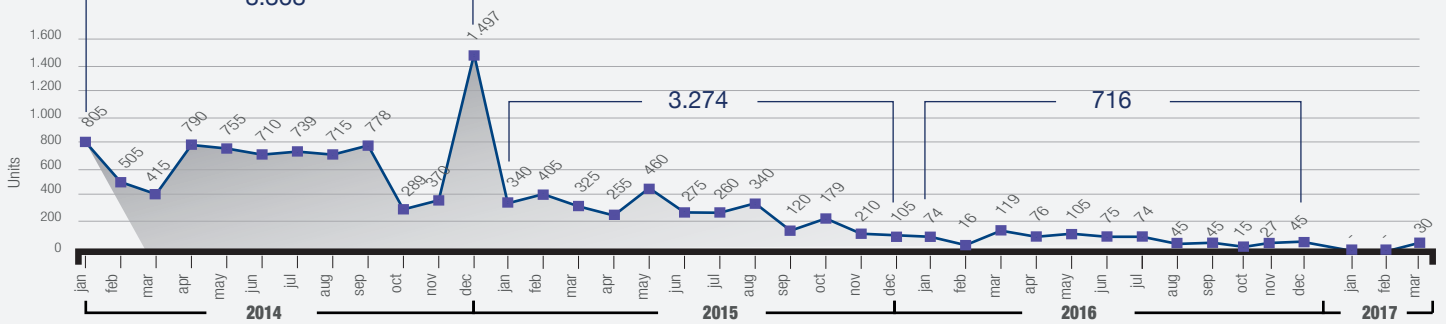
*Does not include the production of CIAUTO assembly company.

Source: Cámara de la Industria Automotriz Ecuatoriana (CINAE), 2017.

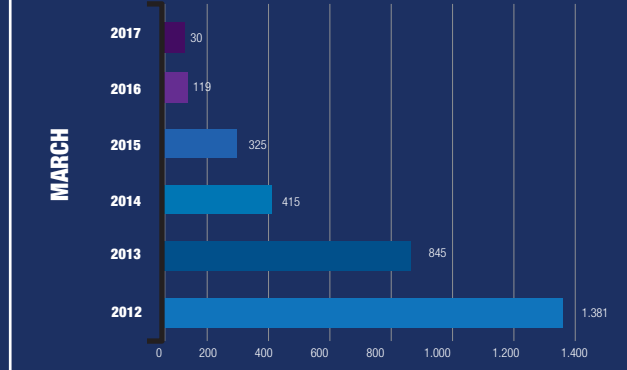


Vehicle Exportation

Monthly vehicle exportations (units)



Historical vehicle exports (units) 2012 - 2017 (march)

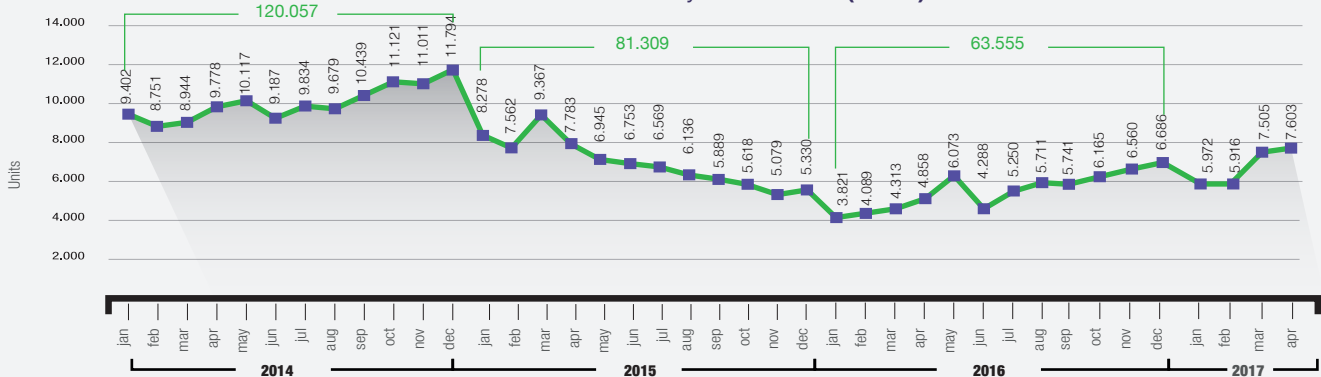


Source: Cámara de la Industria Automotriz Ecuatoriana (CINAE), 2017.

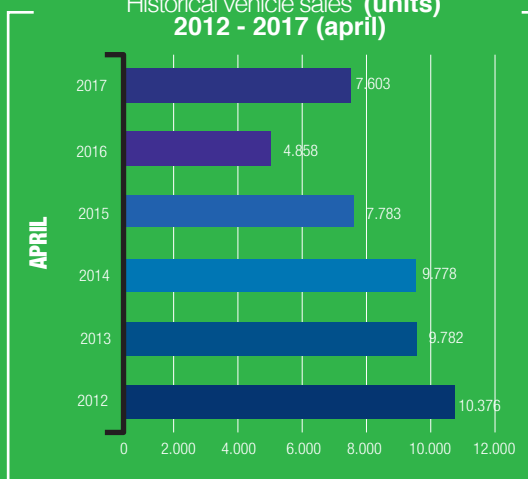


Vehicle Sales

Monthly vehicle sales (units)



Historical vehicle sales (units) 2012 - 2017 (april)

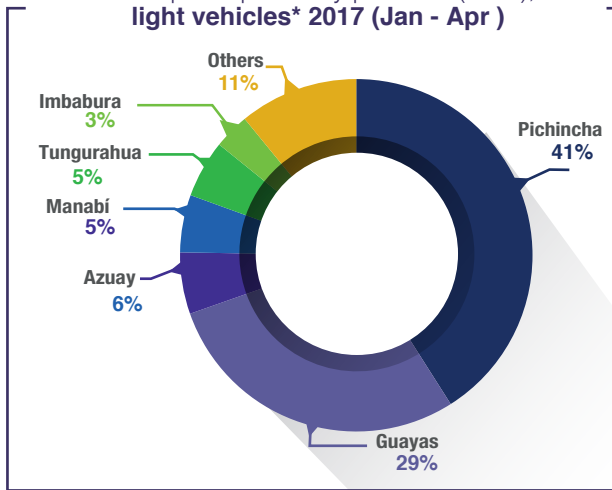


Source: Asociación de Empresas Automotrices del Ecuador (AEADE), 2017
Autoplus, 2017



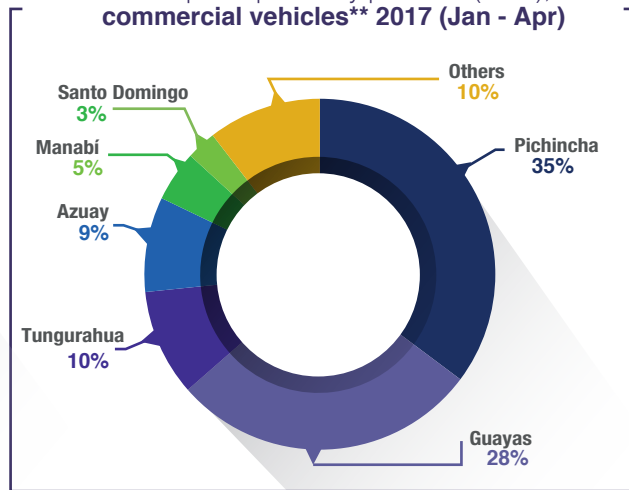
Vehicle Sales

Sales participation by province (units),
light vehicles* 2017 (Jan - Apr)



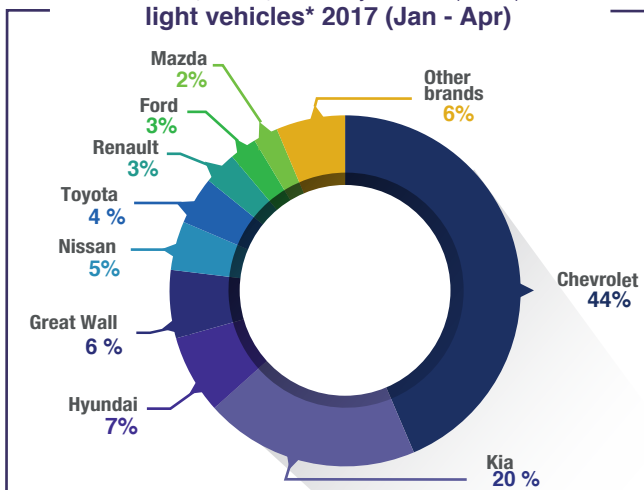
*Light vehicles: automobiles, pickup trucks, SUV

Sales participation by province (units),
commercial vehicles** 2017 (Jan - Apr)



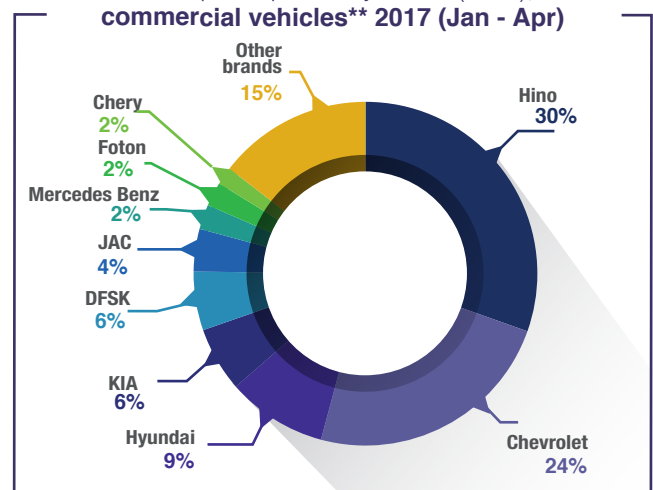
**Commercial vehicles: VAN, trucks, buses

Sales participation by brand (units),
light vehicles* 2017 (Jan - Apr)



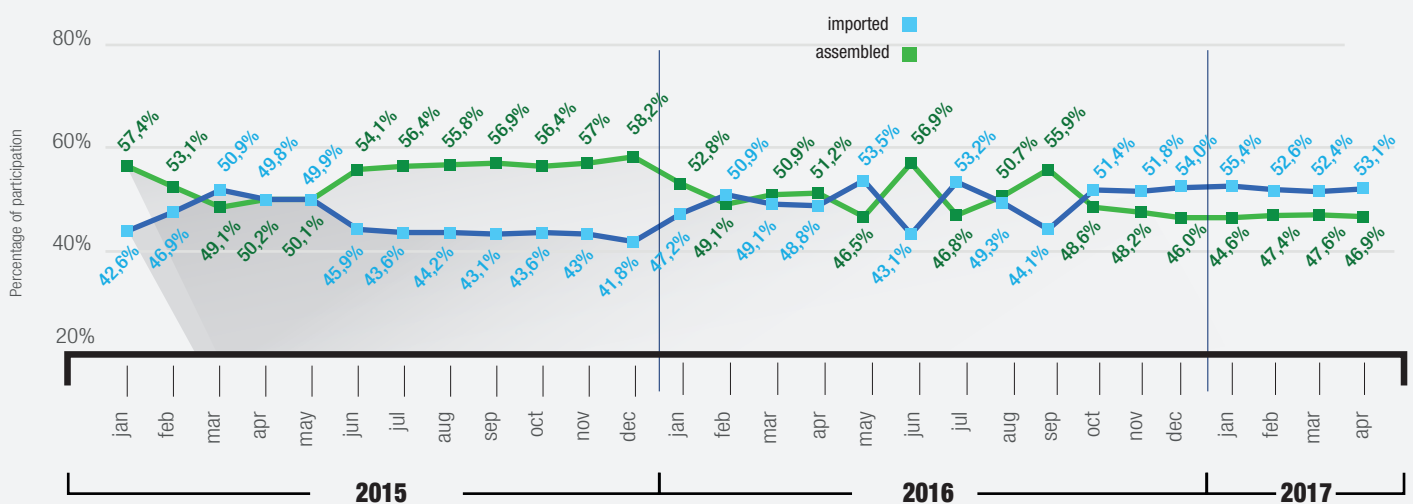
*Light vehicles: automobiles, pickup trucks, SUV

Sales participation by brand (units),
commercial vehicles** 2017 (Jan - Apr)



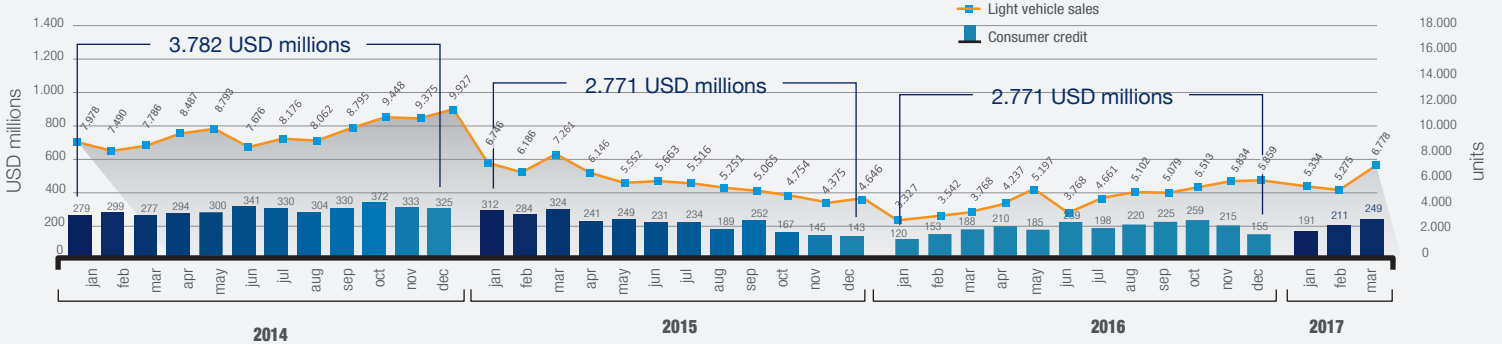
**Commercial vehicles: VAN, trucks, buses

Participation of imported vs assembled (units)



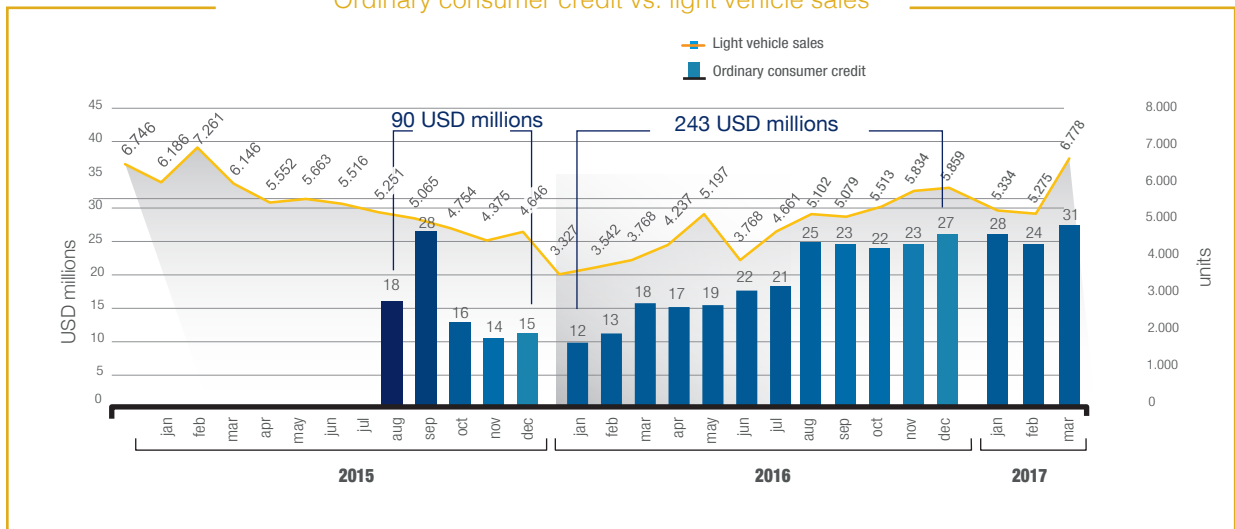
Credit

Consumer credit vs. light vehicle sales*



*Light vehicles: automobiles, pickup trucks, SUV

Ordinary consumer credit vs. light vehicle sales*

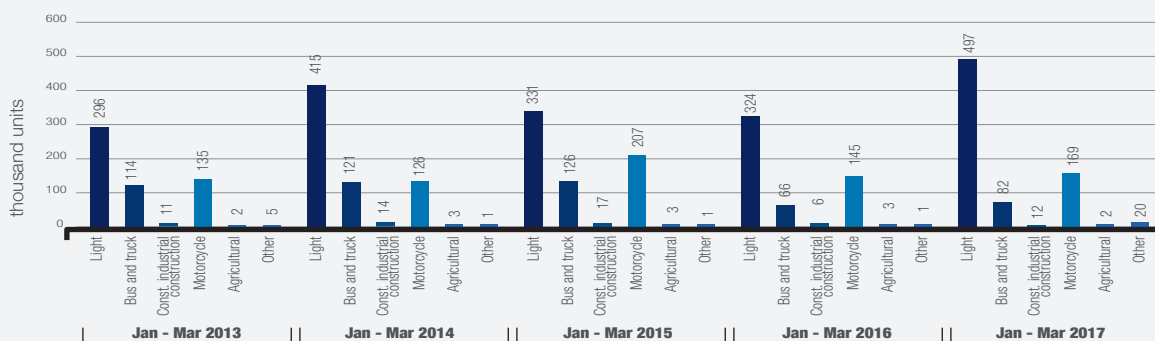


*Light vehicles: automobiles, pickup trucks, SUV

Tires

Source: Superintendencia de Bancos, 2017.

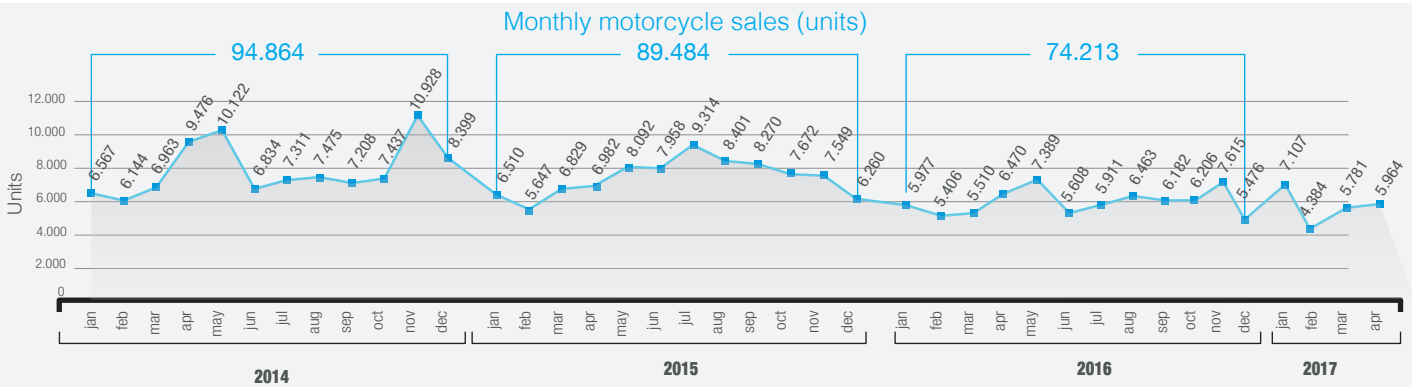
Importation of tires by segment (thousand units)



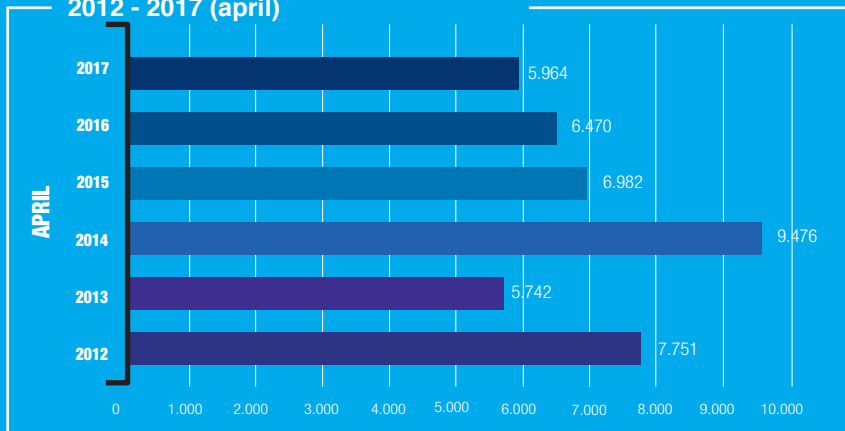
Source: Servicio Nacional de Aduana del Ecuador (SENAE), 2017.



Motorcycle sales



Historical motorcycle sales (units)
2012 - 2017 (april)

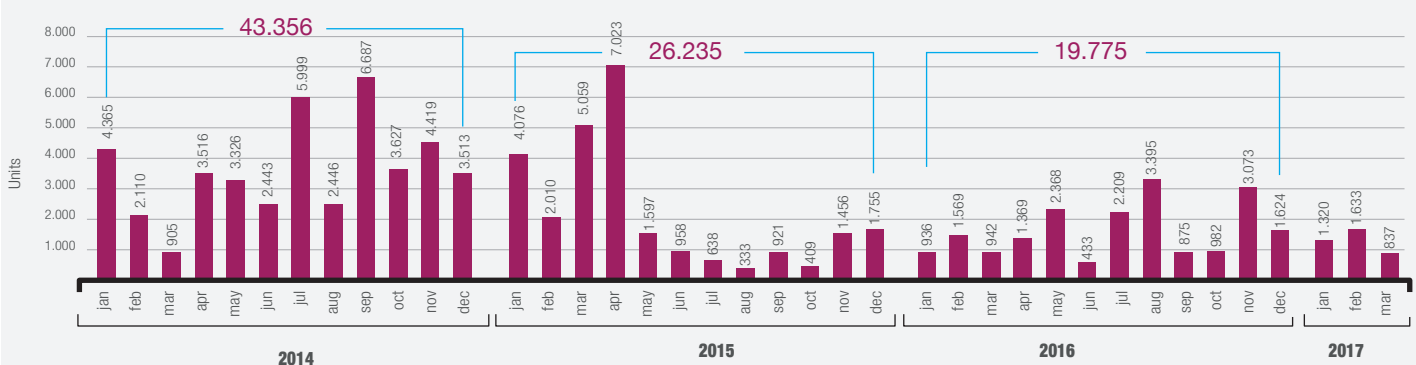


Fuente: Base de matriculación del Servicio de Rentas Internas (SRI), 2017.

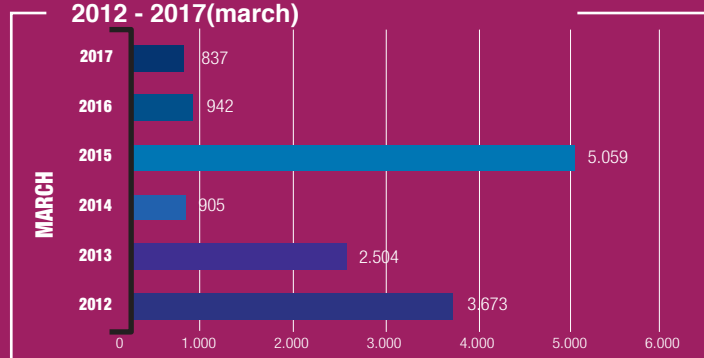


Motorcycle importation

Monthly motorcycle imports (units)



Historical motorcycle importations (units)
2012 - 2017 (march)



Source: Servicio Nacional de Aduana del Ecuador (SENAE), 2017.



Macroeconomic indicators

GDP	jan - dec 2015	jan - dec 2016
Real GDP (USD millions of 2007)	70.354	69.321
Nominal GDP (USD millions)	100.177	97.802
Variation of real GDP	0,2%	-1,5%
	mar 2016	mar 2017
Inflation		
Annual	2,32%	0,96%
Monthly	0,14%	0,14%
Accumulated	0,58%	0,42%
Foreign trade		
Exportations (FOB USD millions)	jan - mar 2016	jan - mar 2017
Total	3.627	4.721
Oil	896	1.667
Non-oil	2.731	3.054
Importations (FOB USD millions)	jan - mar 2016	jan - mar 2017
Total	3.691	4.248
Oil	547	761
Non-oil	3.143	3.487
Balance trade (FOB USD millions)	jan - mar 2016	jan - mar 2017
Total	-63	473
Oil	349	906
Non-oil	-412	-432
Oil	jan - mar 2016	jan - mar 2017
WTI (average price)	\$ 33,19	\$ 51,83
	mar 2016	mar 2017
Foreign Currency Exchange		
USD/EURO	0,88	0,93
USD/COP	3.017	2.878
USD/PEN	3,36	3,24
USD/BRL	3,62	3,12
	mar 2016	mar 2017
Labor Market		
Working-age population	11.467.518	11.726.450
Economically Active Population	7.861.661	8.084.382
Employed population	7.412.671	7.728.968
Appropriate Employment	3.142.554	3.112.953
Underemployment	1.348.231	1.726.030
Unpaid Employment	796.919	879.801
Other non-full Employment	2.100.225	1.994.537
Unclassified Employment	24.742	15.648
Unemployment	448.990	355.414
Economically Inactive Population	3.605.856	3.642.068

Source: Banco Central del Ecuador, Instituto Nacional de Estadística y Censos, 2017.

Elaboration: Asociación de Empresas Automotrices del Ecuador (AEADE).

Number of vehicles

Light **1'965.538**

968.900



Automobile

419.350

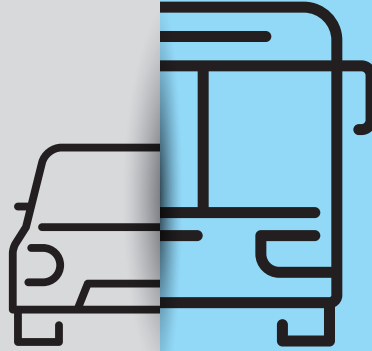


SUV

577.288



Pickup trucks



Commercial **301.806**

223.068*



Truck

33.093



Bus

45.645



Van

*The information corresponds to all kind of trucks including the those with load capacity below 3.5 tons which are not considered heavy load trucks.

Vehicle fleet age

Average age: 16,2 años

- 1

1 - 5

5 - 10

10 - 15

15 - 20

20 - 25

25 - 30

30 - 35

35 +

81.309

3,59%

654.861

28,88%

486.136

21,44%

236.530

10,43%

196.612

8,67%

207.400

9,15%

71.764

3,17%

93.797

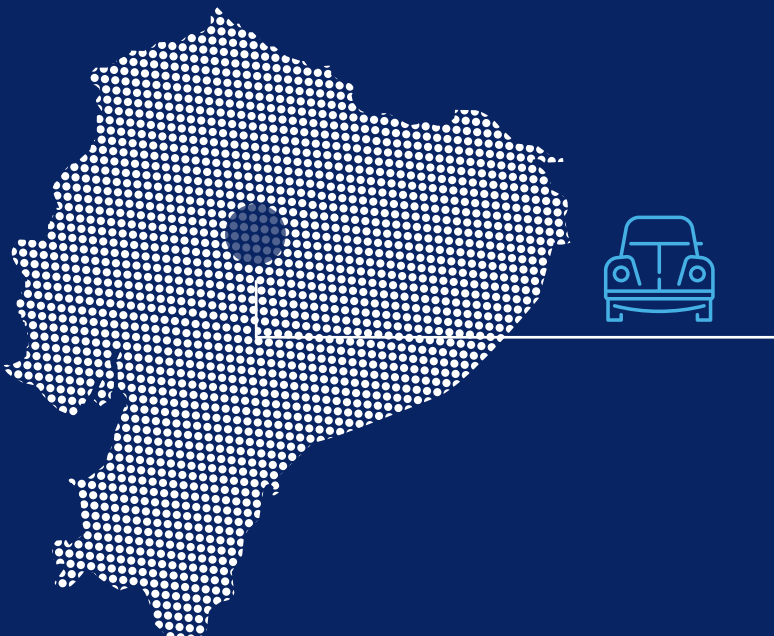
4,14%

238.935

10,54%

TOTAL: 2'267.344

Geographic location



PICHINCHA	750.716
GUAYAS	576.928
AZUAY	161.164
TUNGURAHUA	128.758
MANABÍ	106.262
IMBABURA	67.732
CHIMBORAZO	61.573
EL ORO	61.299
LOS RÍOS	56.729
COTOPAXI	55.586
LOJA	54.367
SANTO DOMINGO	42.504
CAÑAR	36.844
ESMERALDAS	24.509
CARCHI	22.958
BOLÍVAR	14.886
SUCUMBIOS	9.032
ORELLANA	8.329
PASTAZA	7.839
MORONA SANTIAGO	5.343
NAPO	4.802
SANTA ELENA	4.615
ZAMORA CHINCHIPE	3.907
GALÁPAGOS	662



AUTOPLUS

Automotive Business Intelligence



LLANTA PLUS



MOTO PLUS



CREDI PLUS

¡Buy your plan now!

 (02) 226 9052 / 226 9056 / 226 4925 / 226 4927

 099 261 4120

 autoplus@aeade.net

 @AEADE.EC



www.aeade.net



¡Sign up!

Automotive Sector in Figures

is a publication exclusively
for affiliates of AEADE.

If you would like to receive complete information,
contact us at aeade@aeade.net or 02-2269052