

# AUTOMOTIVE SECTOR

in figures

[www.aeade.net](http://www.aeade.net)

Genaro Baldeón, **Executive President**  
(Chief Executive Officer) CEO

Óscar Calahorrano, **Director of Operations**  
(Chief Operations Officer) COO

Alberto Reza, **Technical Coordinator**

Mauricio Larco, **Market Analyst**

Paula Carrión, **Communications Coordinator**

Melany Corella, **Technical Assistant**

### Board members

Fausto Baca, **President**

Daniel Espinosa, **Vicepresident**

Pablo Ordoñez, **Director**

Renato Coronel, **Director**

Gil Malo, **Director**

Marcelo García, **Director**

Hernando Chiriboga, **Director**

Andrés Salas, **Director**

Jacqueline Cevallos, **Director**

Renato Terán, **Director**

---

Published on July 13th 2017

[www.aeade.net](http://www.aeade.net)  
Núñez de Vela E3-13 y Av. Atahualpa  
Edificio Torre del Puente, Piso 10  
**Teléfonos:** 226 9052 / 226 9056 / 226 4925 / 226 4927  
 @AEADE.EC  
 @AeadeEc

## Composition of the sector



**Assembly companies**



**Auto parts companies**



**Importers and sellers**



**Bodywork construction companies**



Companies dedicated to other **automobile commerce activities** (maintenance, repair, spare-part sales, etc)

**4**

companies

**92**

Companies

**1.271** companies  
new and used car dealers

**137** establishments  
motorcycle stores

**81**

companies

**3.126**

automotive commerce stores

Source: Superintendencia de Compañías, 2016.



## Employment



**1.534**



**4.710**



**13.971**



**592**



**35.994**

**Total employment generated: 56.801**

Source: Encuesta Nacional de Empleo, Desempleo y Subempleo

## Taxes 2016 (importers and assembly companies)

**194**  
millions



Motor vehicle excise

**181**  
millions



Advalorem

**150**  
millions



Value-added tax

**122**  
millions



Special Consumption Tax (SCT) Ad Valorem

**112**  
millions



Ecotax

**61**  
millions



Safeguard tax

**41**  
millions



Foreign Transaction (FX) Fee

**4**  
millions



FODINFA (Child care and development fund)

**Total: 865 millions**

Source: Servicio Nacional de Aduana del Ecuador (SENAE); Servicio de Rentas Internas (SRI)



# Ecuador's summary



## Macroeconomic Indicators

Total trade balance (jan - may 2017):	\$790 millions USD FOB
Average oil price WTI (jan - may 2017):	\$51,02
Annual inflation (may 2017):	1,10%
Annual GDP variation (jan - mar 2016/2015):	2,6%

Source: Banco Central del Ecuador, 2017



## Credit (january - may 2017)



**Regular consumption:**  
\$147 millones



**Priority consumption:**  
\$970 millones

Source: Superintendencia de Bancos, 2017



## Light vehicle\* and commercial vehicle\*\* market



**Importation:**  
(January - May 2017)

20.582  
units



**Production:**  
(January - May 2017)

13.750  
units



**Exportation:**  
(January - May 2017)

145  
units



**Sales:**  
(January - June 2017)

43.605  
units

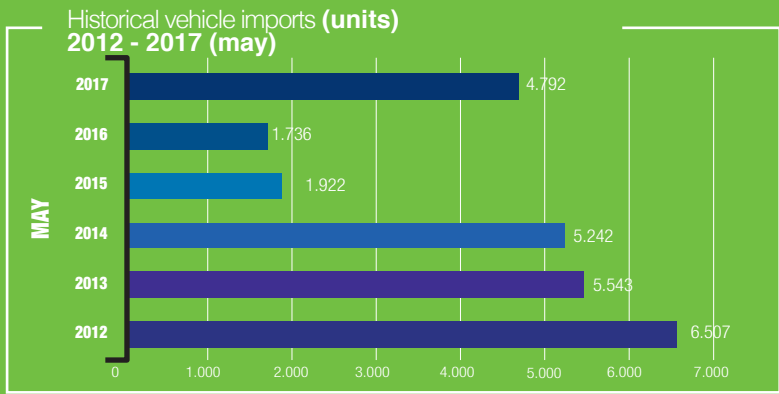
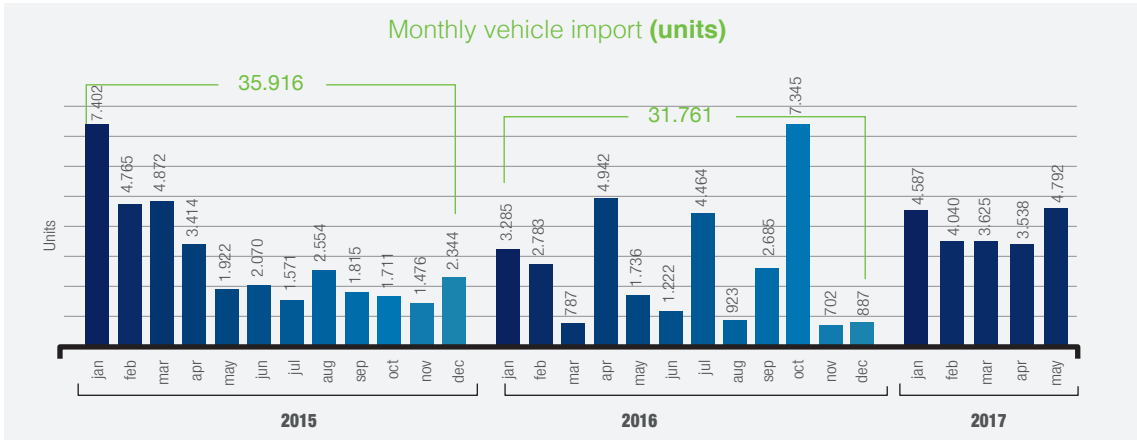
\*Light vehicles: automobiles, pickup trucks, SUV

\*\*Commercial vehicles: VAN, trucks, buses

Source: Servicio Nacional de Aduana (SENAE); Cámara de la Industria Automotriz Ecuatoriana (CINAE), Asociación de Empresas Automotrices del Ecuador (AEADE), 2017.



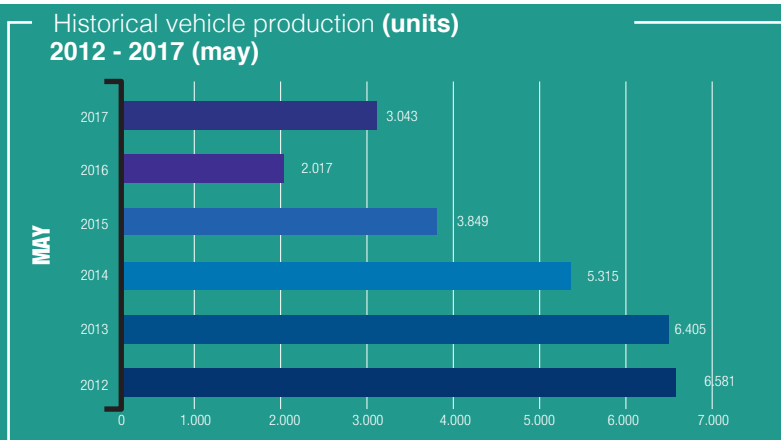
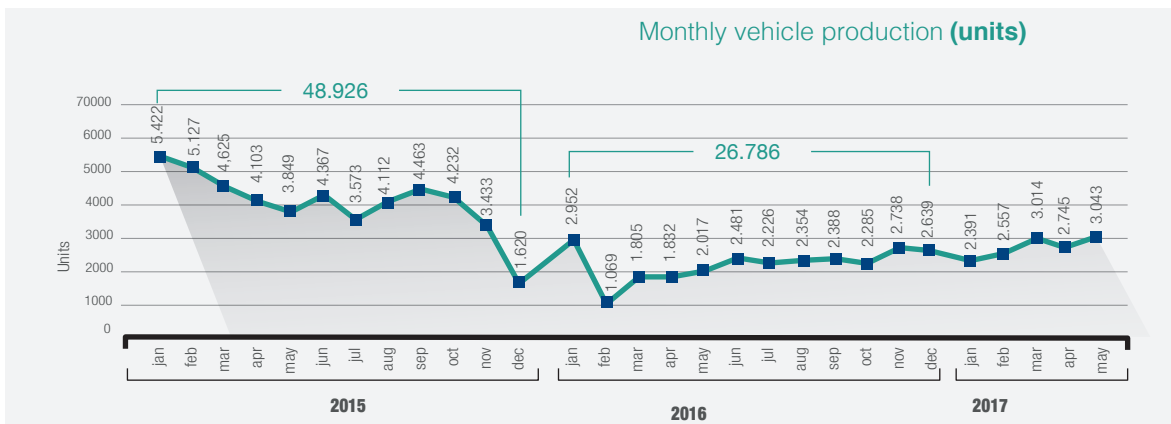
# Vehicle Importation



Source: Servicio Nacional de Aduana del Ecuador (SENAE), 2017.



# Vehicle production\*

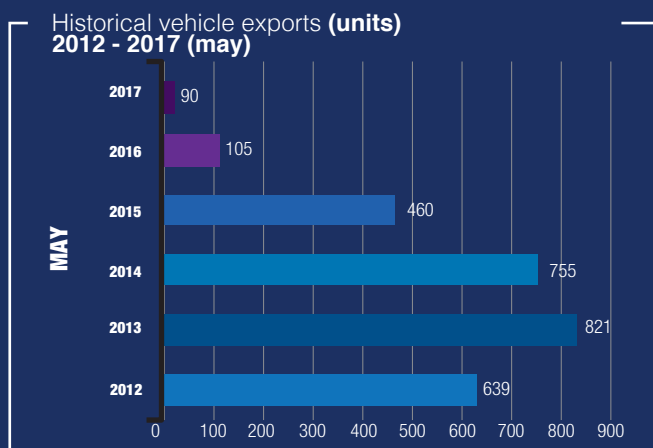
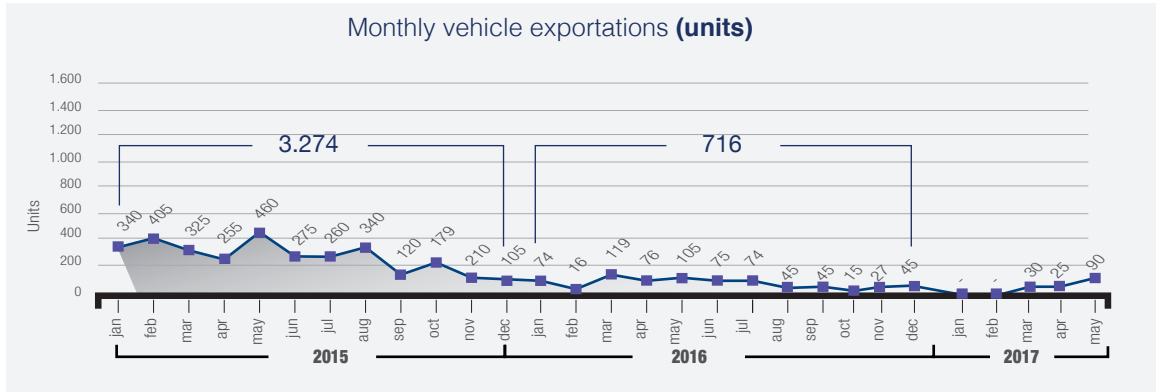


\*Does not include the production of CIAUTO assembly company.

Source: Cámara de la Industria Automotriz Ecuatoriana (CINAE), 2017.



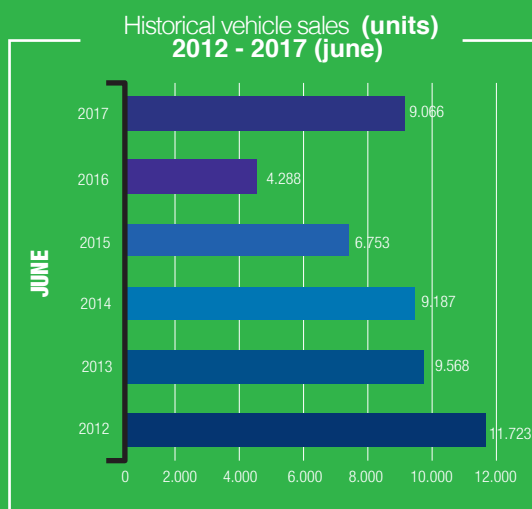
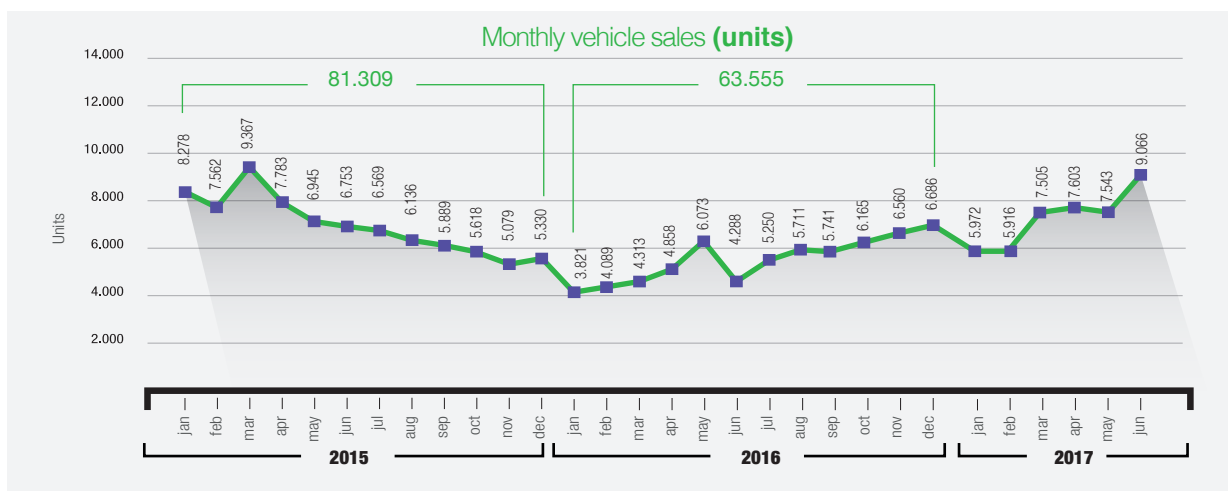
# Vehicle exportation



Source: Cámara de la Industria Automotriz Ecuatoriana (CINAE), 2017.



# Vehicle Sales

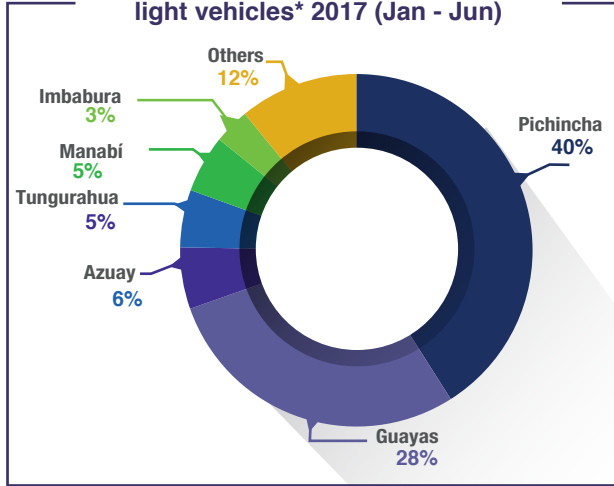


Source: Asociación de Empresas Automotrices del Ecuador (AEADE), 2017. Autoplus, 2017.



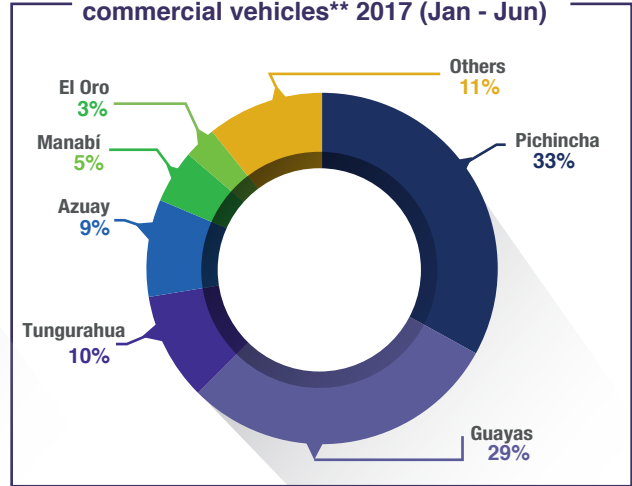
# Vehicle Sales

Sales participation by province (units),  
light vehicles\* 2017 (Jan - Jun)



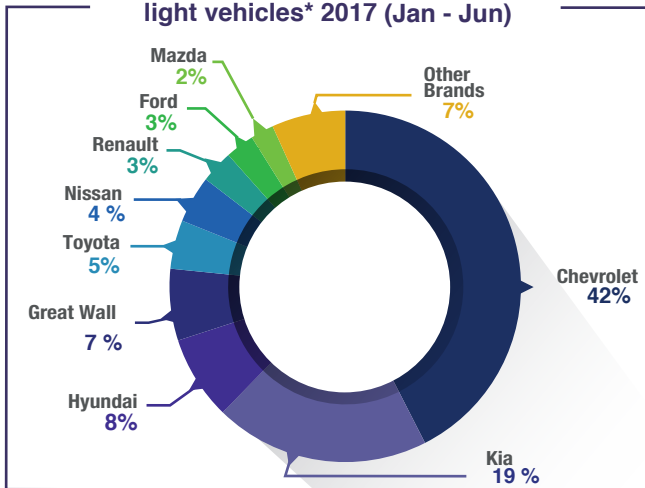
\*Light vehicles: automobiles, pickup trucks, SUV

Sales participation by province (units),  
commercial vehicles\*\* 2017 (Jan - Jun)



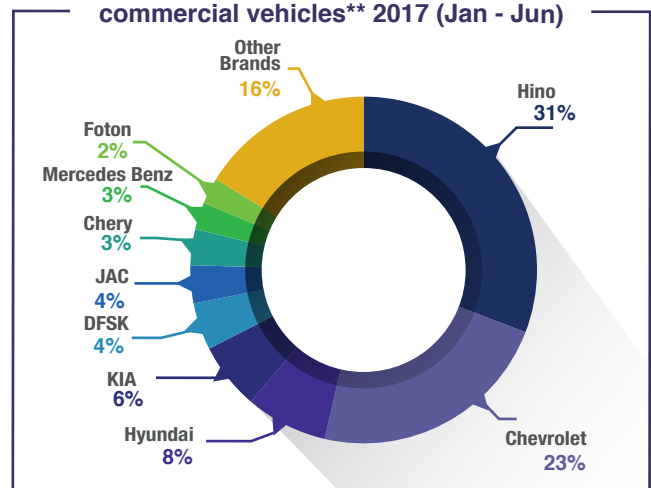
\*\*Commercial vehicles: VAN, trucks, buses

Sales participation by brand (units),  
light vehicles\* 2017 (Jan - Jun)



\*Light vehicles: automobiles, pickup trucks, SUV

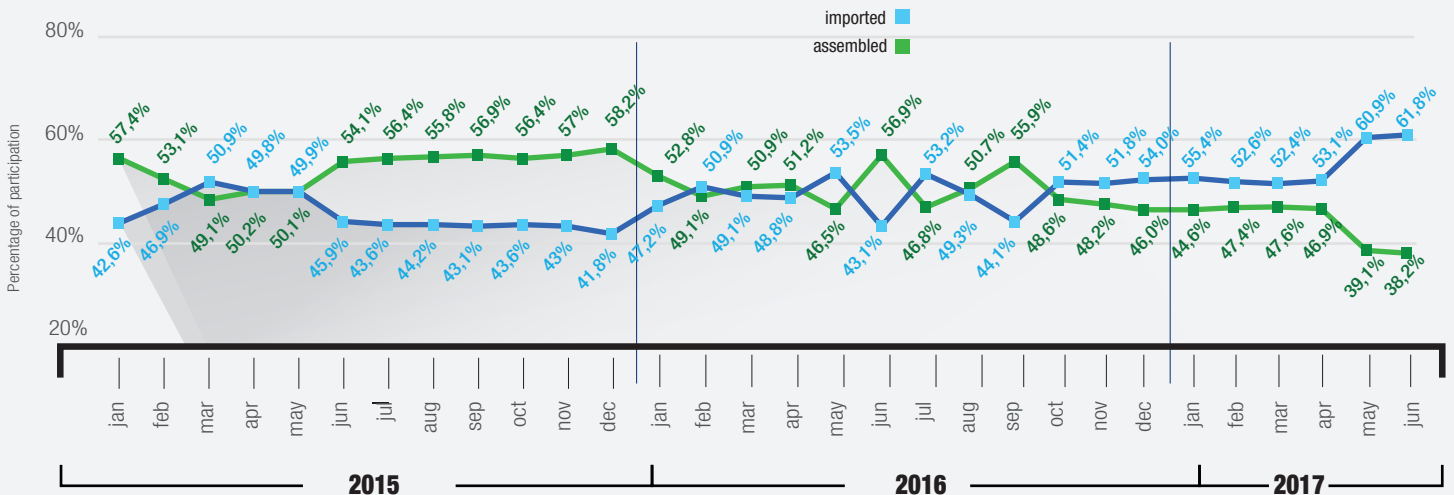
Sales participation by brand (units),  
commercial vehicles\*\* 2017 (Jan - Jun)



\*\*Commercial vehicles: VAN, trucks, buses

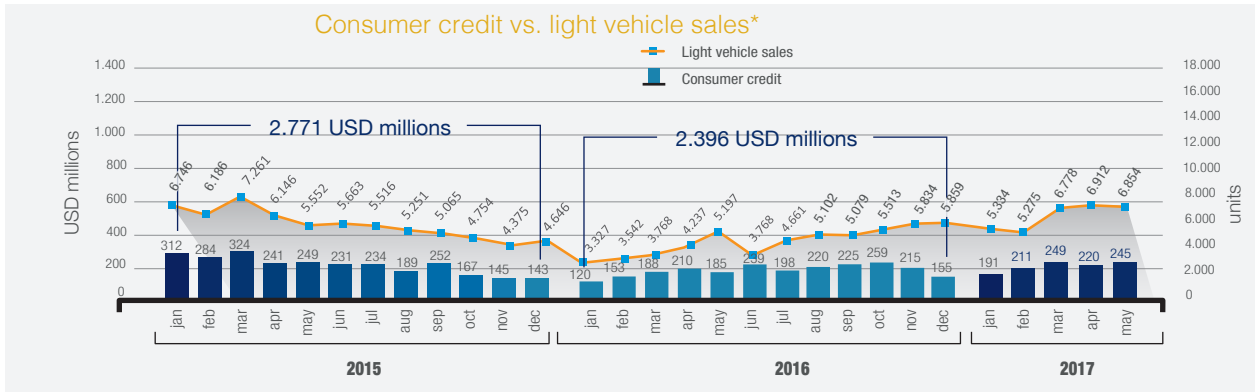
Source: Asociación de Empresas Automotrices del Ecuador (AEADE), 2017  
Autoplus, 2017

Participation of imported vs assembled (units)

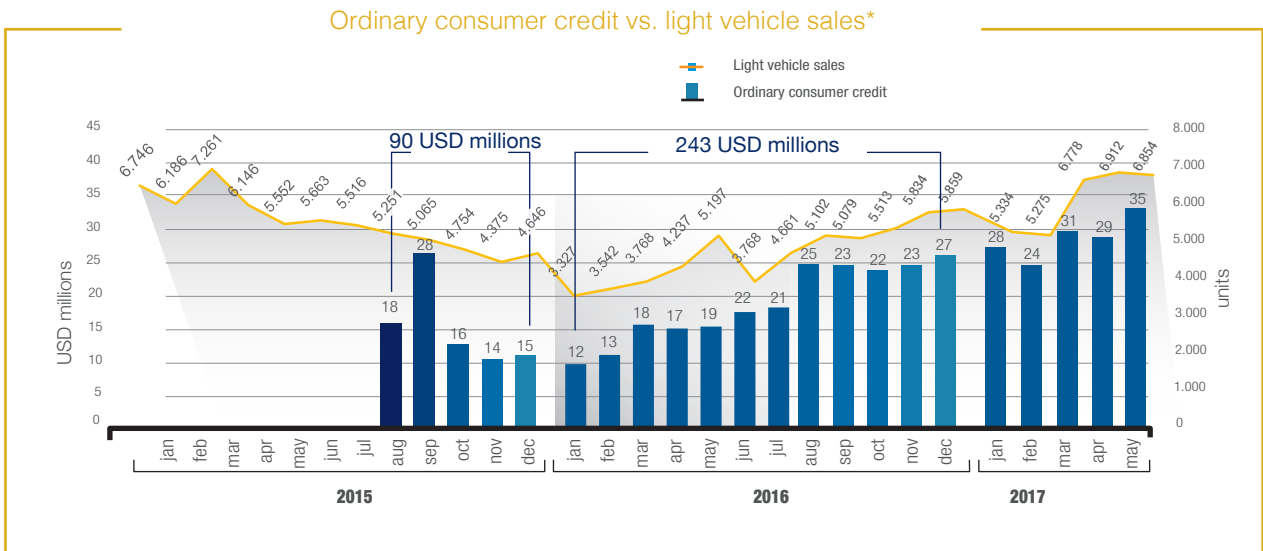


Source: Asociación de Empresas Automotrices del Ecuador (AEADE), 2017  
Autoplus, 2017

# Credit



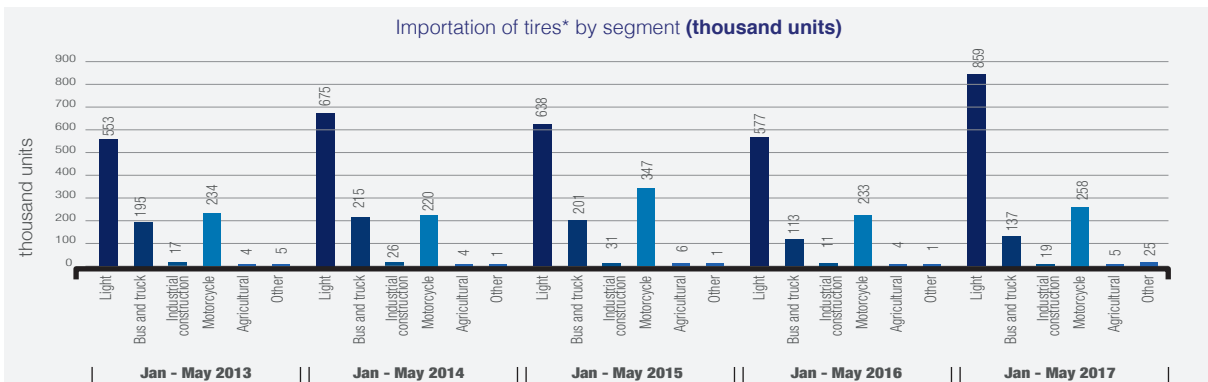
\*Light vehicles: automobiles, pickup trucks, SUV



\*Light vehicles: automobiles, pickup trucks, SUV

Source: Superintendencia de Bancos, 2017.

# Tires

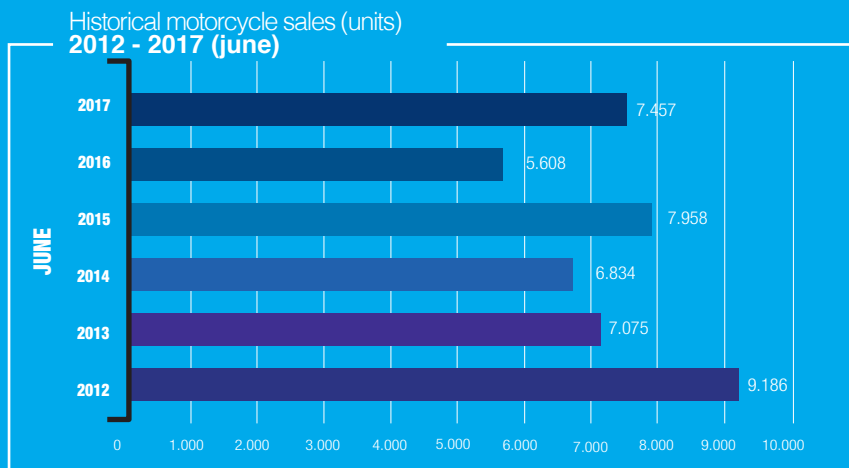
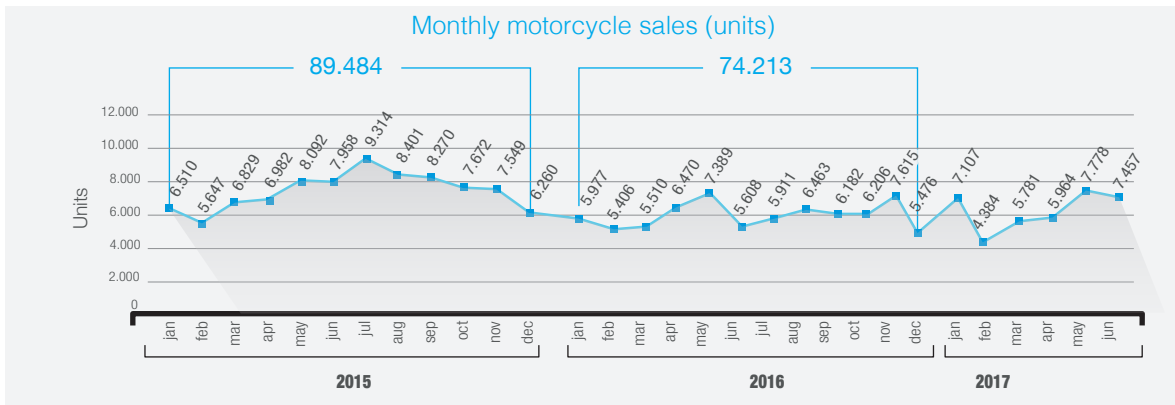


Source: Servicio Nacional de Aduana del Ecuador (SENAE), 2017.





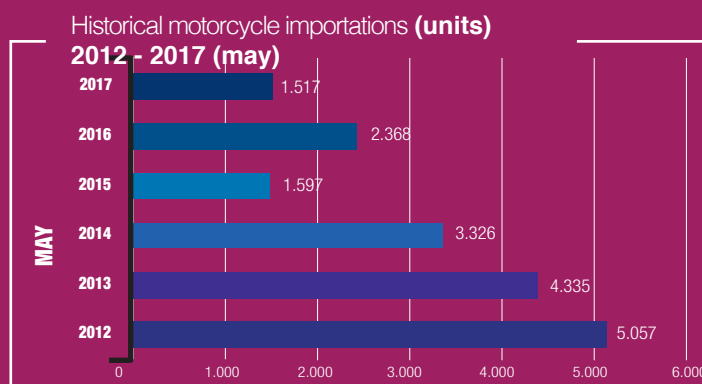
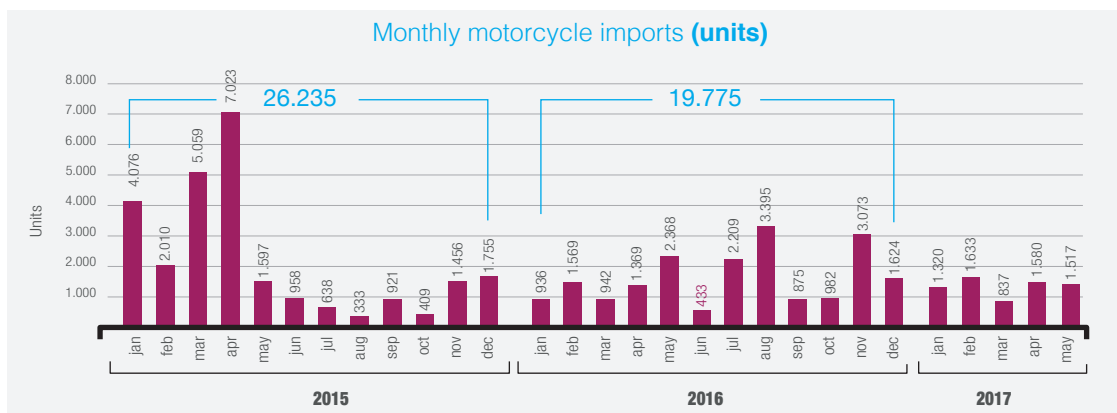
# Motorcycle sales



Source: Base de matriculación del Servicio de Rentas Internas (SRI), 2017.



# Motorcycle importation



Source: Servicio Nacional de Aduana del Ecuador (SENAE), 2017.



## Macroeconomic indicators

<b>GDP</b>	jan - mar 2016	jan - mar 2017
Real GDP (USD millions of 2007)	17.097	17.548
Nominal GDP (USD millions)	23.893	24.965
Variation of real GDP	-4,0%	2,6%
	may 2016	may 2017
<b>Inflation</b>		
Annual	1,63%	1,10%
Monthly	0,03%	0,05%
Accumulated	0,92%	0,91%
<b>Foreign trade</b>		
Exportations (FOB USD millions)	jan - may 2016	jan - may 2017
Total	6.416	7.924
Oil	1.816	2.772
Non-oil	4.600	5.152
Importations (FOB USD millions)	jan - may 2016	jan - may 2017
Total	6.012	7.133
Oil	865	1.262
Non-oil	5.147	5.871
Balance trade (FOB USD millions)	jan - may 2016	jan - may 2017
Total	404	790
Oil	951	1.510
Non-oil	-547	-720
<b>Oil</b>	jan - may 2016	jan - may 2017
WTI (average price)	\$ 37,47	\$ 51,02
	may 2016	may 2017
<b>Foreign Currency Exchange</b>		
USD/EURO	0,90	0,89
USD/COP	3.067	2.919
USD/PEN	3,36	3,28
USD/BRL	3,59	3,26
	mar 2016	mar 2017
<b>Labor Market</b>		
Working-age population	11.467.518	11.726.450
Economically Active Population	7.861.661	8.084.382
Employed population	7.412.671	7.728.968
Appropriate Employment	3.142.554	3.112.953
Underemployment	1.348.231	1.726.030
Unpaid Employment	796.919	879.801
Other non-full Employment	2.100.225	1.994.537
Unclassified Employment	24.742	15.648
Unemployment	448.990	355.414
Economically Inactive Population	3.605.856	3.642.068

Source: Banco Central del Ecuador, Instituto Nacional de Estadística y Censos, 2017.  
Elaboration: Asociación de Empresas Automotrices del Ecuador (AEADE).

## Number of vehicles

Light **1'965.538**

**968.900**



Automobile

**419.350**

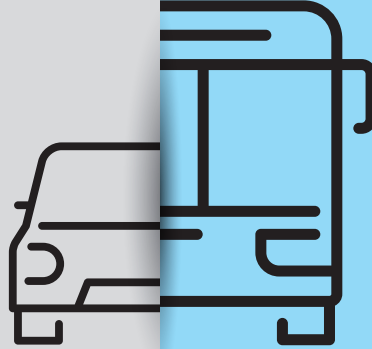


SUV

**577.288**



Pickup trucks



Commercial **301.806**

**223.068\***



Truck

**33.093**



Bus

**45.645**



Van

\*The information corresponds to all kind of trucks including the those with load capacity below 3.5 tons which are not considered heavy load trucks.

## Vehicle fleet age

**Average age: 16,2 años**

- 1

1 - 5

5 - 10

10 - 15

15 - 20

20 - 25

25 - 30

30 - 35

35 +

**81.309**

**3,59%**

**654.861**

**28,88%**

**486.136**

**21,44%**

**236.530**

**10,43%**

**196.612**

**8,67%**

**207.400**

**9,15%**

**71.764**

**3,17%**

**93.797**

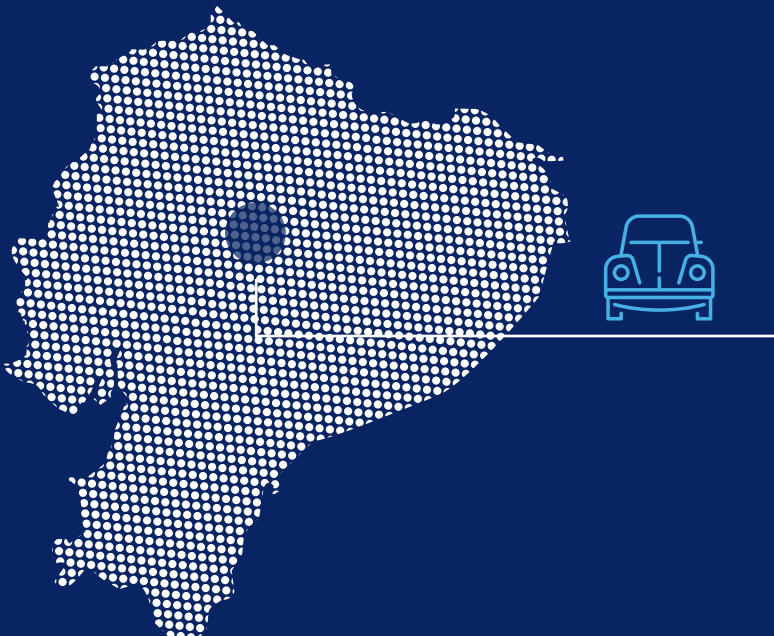
**4,14%**

**238.935**

**10,54%**

**TOTAL: 2'267.344**

## Geographic location



PICHINCHA	750.716
GUAYAS	576.928
AZUAY	161.164
TUNGURAHUA	128.758
MANABÍ	106.262
IMBABURA	67.732
CHIMBORAZO	61.573
EL ORO	61.299
LOS RÍOS	56.729
COTOPAXI	55.586
LOJA	54.367
SANTO DOMINGO	42.504
CAÑAR	36.844
ESMERALDAS	24.509
CARCHI	22.958
BOLÍVAR	14.886
SUCUMBIO	9.032
ORELLANA	8.329
PASTAZA	7.839
MORONA SANTIAGO	5.343
NAPO	4.802
SANTA ELENA	4.615
ZAMORA CHINCHIPE	3.907
GALÁPAGOS	662



**AUTOPLUS**

## *Automotive Business Intelligence*



**LLANTA PLUS**



**MOTO PLUS**



**CREDI PLUS**

***¡Buy your plan now!***



(02) 226 9052 / 226 9056 / 226 4925 / 226 4927



099 261 4120



autoplus@aeade.net



@AEADE.EC



[www.aeade.net](http://www.aeade.net)



**¡Sign up!**

**Automotive Sector in Figures**  
is a publication exclusively  
for affiliates of AEADE.

If you would like to receive complete information,  
contact us at [aeade@aeade.net](mailto:aeade@aeade.net) or 02-2269052