

AUTOMOTIVE SECTOR

in figures

SIGN UP!

Automotive Sector in Figures
is a publication exclusively
for affiliates of AEADE.

If you would like to receive complete information,
contact us at aeade@aeade.net or 02-2269052

www.aeade.net

Núñez De Vela E 3-13 and Atahualpa

Torre del Puente Building, Floor 10.

Phone: 02 226 9052 / 226 9056 / 226 4925 / 226 4927

Quito - Ecuador

Genaro Baldeón, **Executive President**
(Chief Executive Officer) CEO
Óscar Calahorrano, **Director of Operations**
(Chief Operations Officer) COO
Alberto Reza, **Technical Coordinator**
Mauricio Larco, **Market Analyst**
Melany Corella, **Technical Assistant**

Board members

Fausto Baca, **President**
Daniel Espinosa, **Vicepresident**
Pablo Ordoñez, **Director**
Renato Coronel, **Director**
Gil Malo, **Director**
Marcelo García, **Director**
Hernando Chiriboga, **Director**
Andrés Salas, **Director**
Jacqueline Cevallos, **Director**
Renato Terán, **Director**

Published on August 15th 2017

www.aeade.net

Núñez de Vela E3-13 and Atahualpa
Torre del Puente Building, Floor 10

Phone: 226 9052 / 226 9056 / 226 4925 / 226 4927

 @AEADE.EC

 @AeadeEc

Sector composition



Assembly companies



Auto parts companies



Importers and sellers



Bodywork construction companies



Companies dedicated to other **automobile commerce activities** (maintenance, repair, spare-part sales, etc)

4

companies

92

Companies

1.271 companies
new and used car dealers

137 establishments
motorcycle stores

81

companies

3.126

automotive commerce stores

Source: Superintendencia de Compañías, 2016.



Employment



1.534



4.710



13.971



592



35.994

Total employment generated: 56.801

Source: Encuesta Nacional de Empleo, Desempleo y Subempleo

Taxes (importers and assembly companies)

2011 1.184 millions
2012 1.152 millions
2013 1.180 millions
2014 1.317 millions
2015 1.111 millions

2016 895 millions

194
millions

Motor vehicle excise

181
millions

Advalorem

150
millions

Value-added tax

122
millions

Special Consumption Tax (SCT) Ad Valorem

112
millions

Ecotax

61
millions

Safeguard tax

41
millions

Foreign Transaction (FX) Fee

30
millions

Income tax

4
millions

FODINFA (Child care and development fund)

Source: Servicio Nacional de Aduana del Ecuador (SENAE); Servicio de Rentas Internas (SRI)



Ecuador's summary



Macroeconomic figures

Total trade balance (jan - jun 2017):	\$615 million USD - FOB
Average oil price WTI (jan - jun 2017):	\$50,05
Annual inflation (jun 2017):	0,16%
Annual GDP variation (jan - mar 2016/2015):	2,6%

Source: Banco Central del Ecuador, 2017



Credit (january - june 2017)



Regular consumption:
\$163 million USD



Priority consumption:
\$1.178 million USD

Source: Superintendencia de Bancos, 2017



Light vehicle* and commercial vehicle** market



Imports:
(January - June 2017)
27.159
units



Production:
(January - June 2017)
17.059
units



Exports:
(January - June 2017)
145
units



Sales:
(January - July 2017)
53.117
units

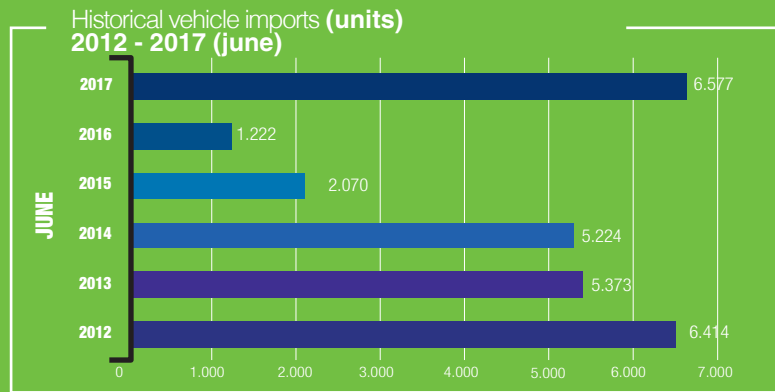
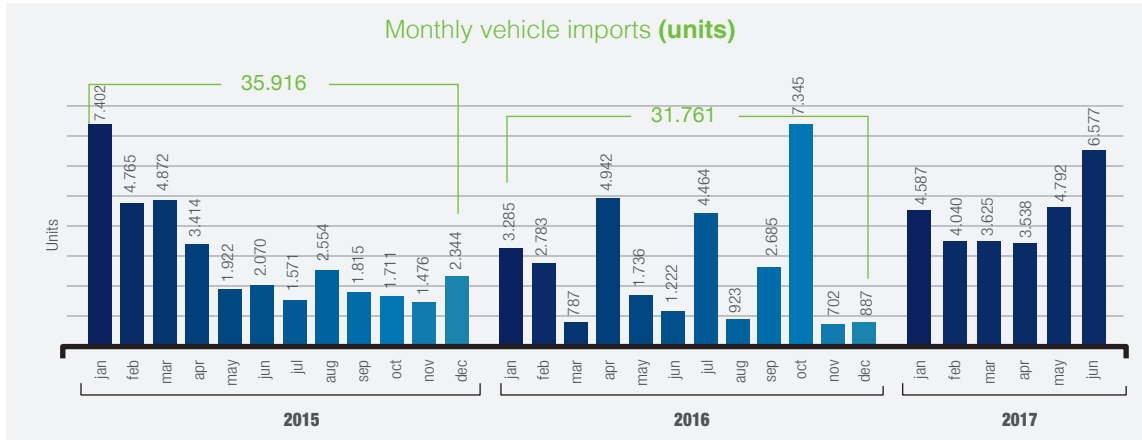
*Light vehicles: automobiles, pickups, SUV

**Commercial vehicles: VAN, trucks, buses

Source: Servicio Nacional de Aduana (SENAE); Cámara de la Industria Automotriz Ecuatoriana (CINAE), Asociación de Empresas Automotrices del Ecuador (AEADE), 2017.



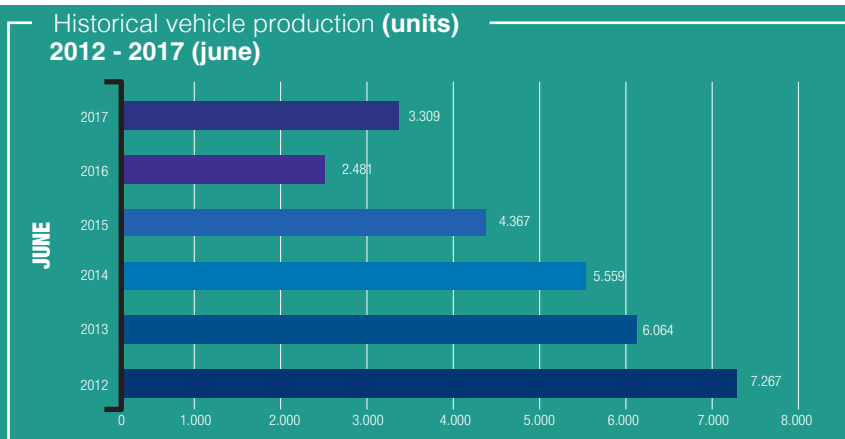
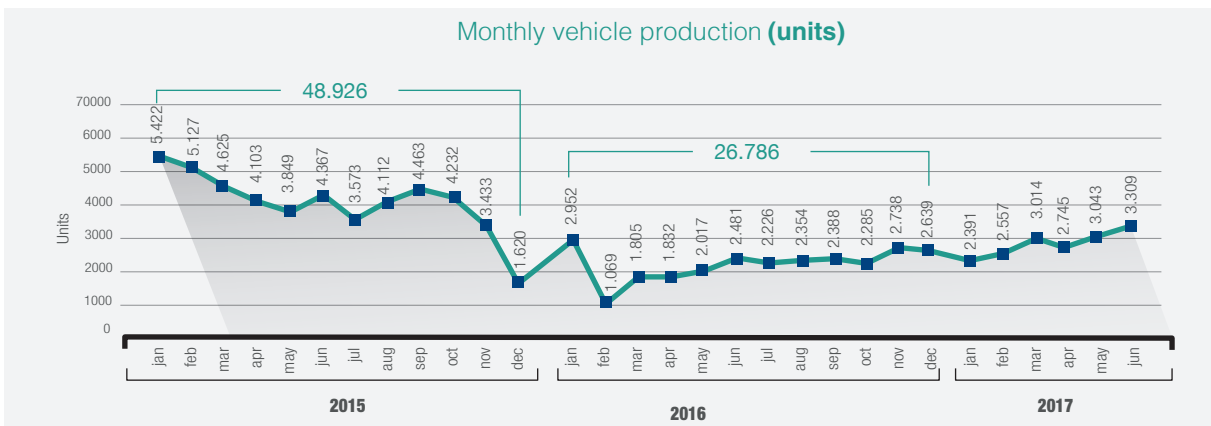
Vehicle imports



Source: Servicio Nacional de Aduana del Ecuador (SENAE), 2017.



Vehicle production*

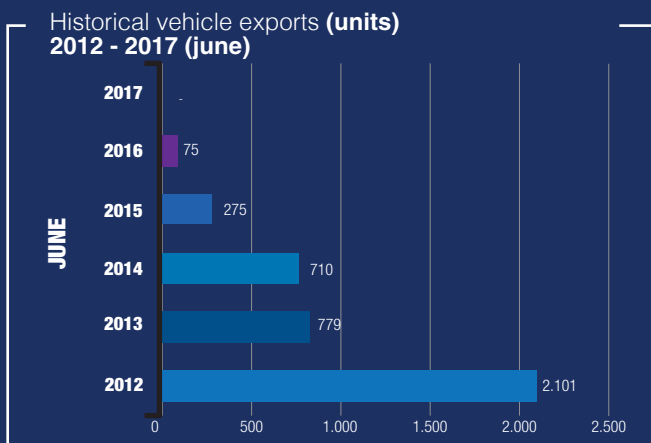
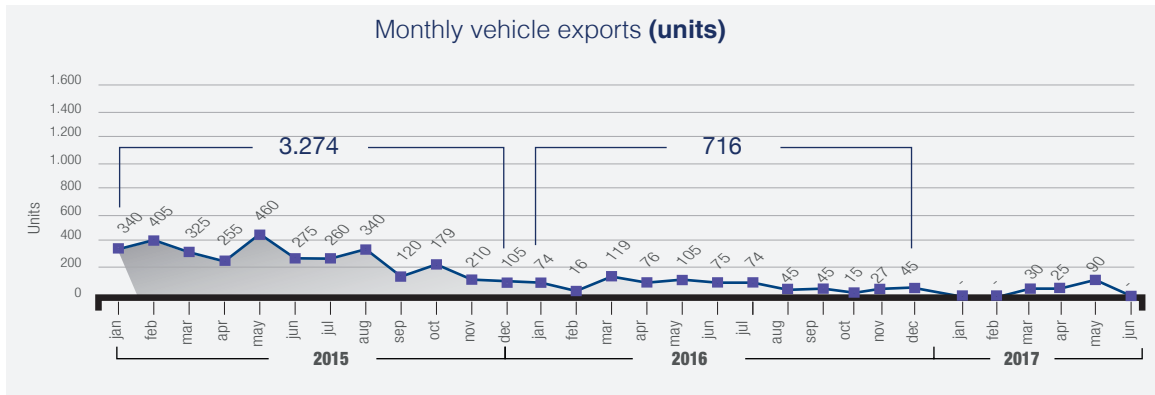


*Does not include the production of CIAUTO assembly company.

Source: Cámara de la Industria Automotriz Ecuatoriana (CINAE), 2017.



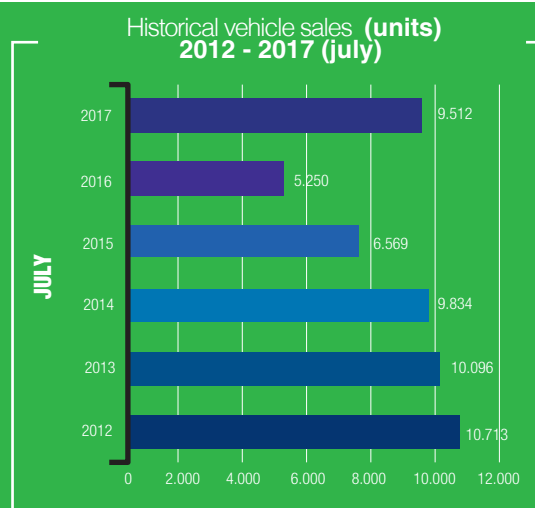
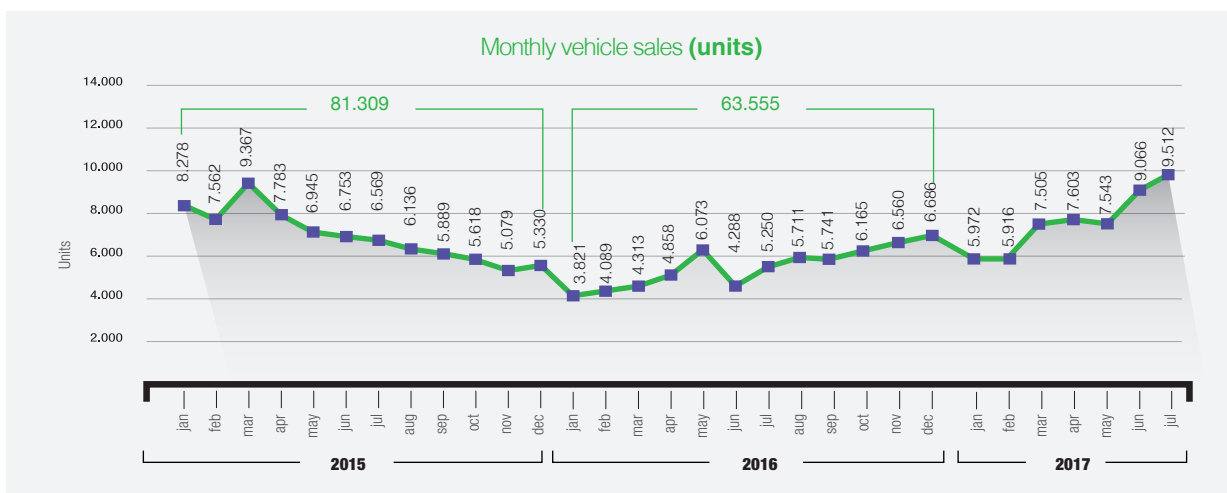
Vehicle exports



Source: Cámara de la Industria Automotriz Ecuatoriana (CINAE), 2017.



Vehicle sales

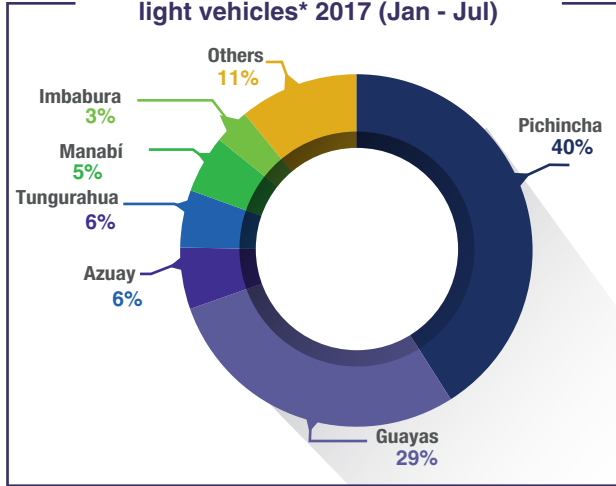


Source: Asociación de Empresas Automotrices del Ecuador (AEADE), 2017. Autoplus, 2017.



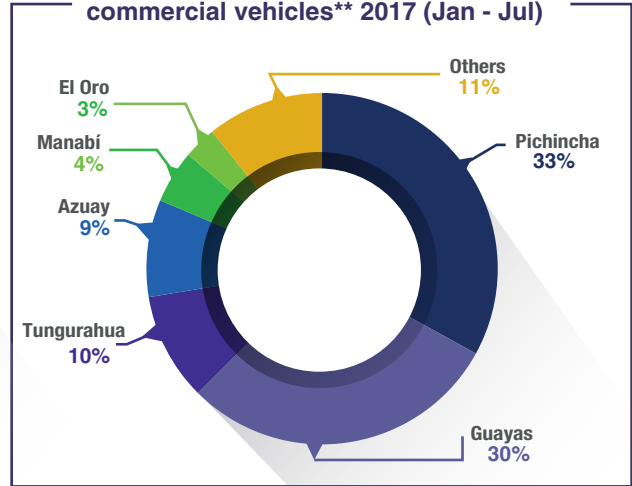
Vehicle Sales

Market share by province (units),
light vehicles* 2017 (Jan - Jul)



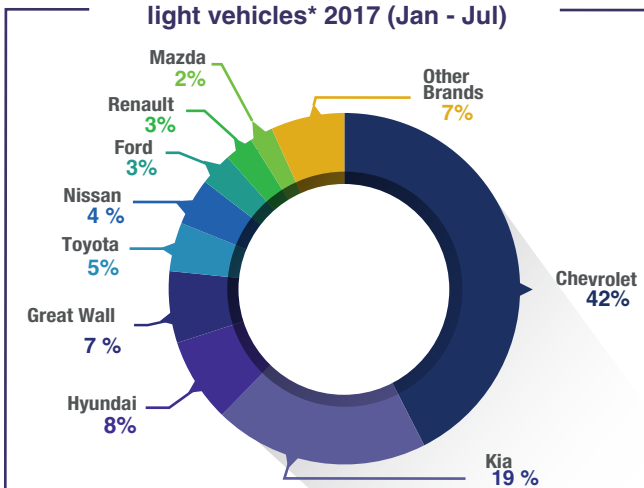
*Light vehicles: automobiles, pickups, SUV

Market share by province (units),
commercial vehicles** 2017 (Jan - Jul)



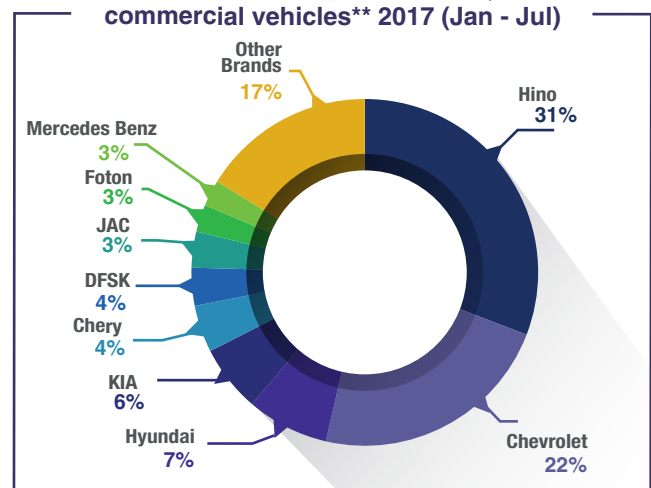
**Commercial vehicles: VAN, trucks, buses

Market share by brand (units),
light vehicles* 2017 (Jan - Jul)



*Light vehicles: automobiles, pickups, SUV

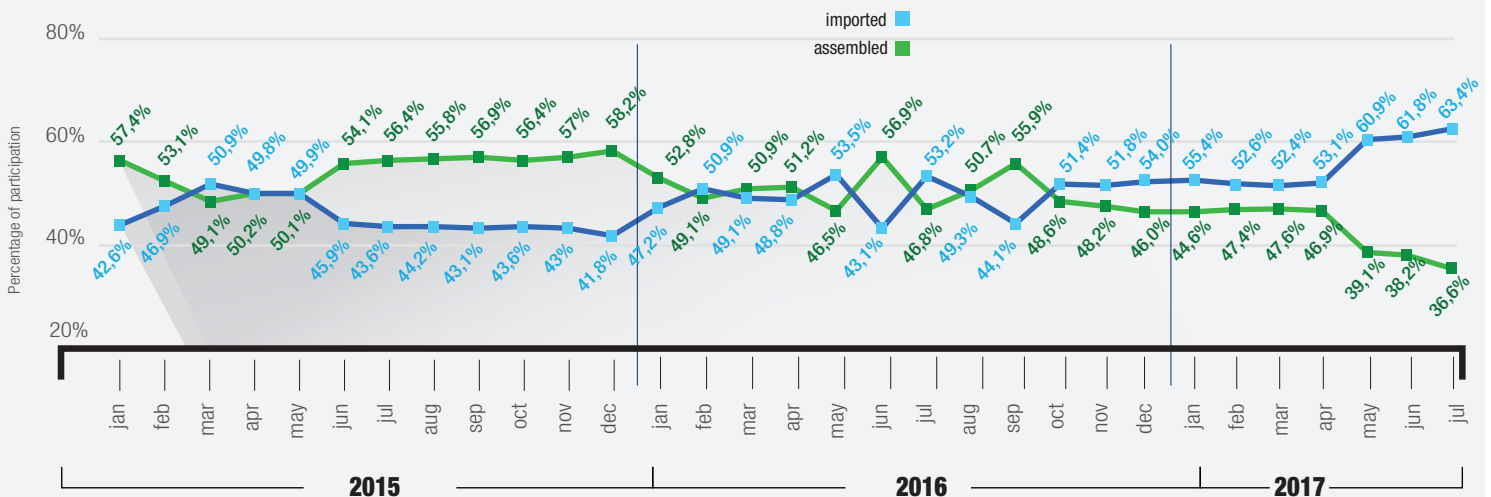
Market share by brand (units),
commercial vehicles** 2017 (Jan - Jul)



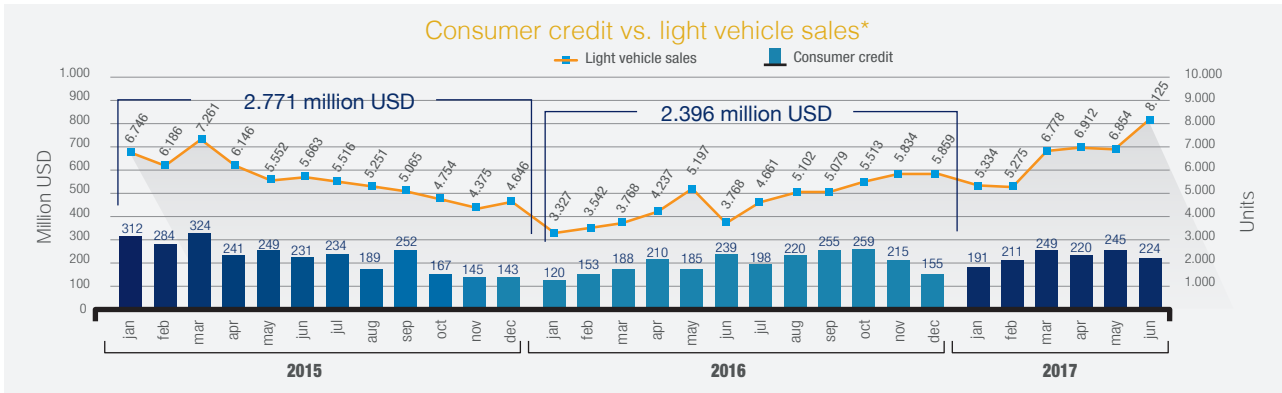
**Commercial vehicles: VAN, trucks, buses

Source: Asociación de Empresas Automotrices del Ecuador (AEADE), 2017
Autoplus, 2017

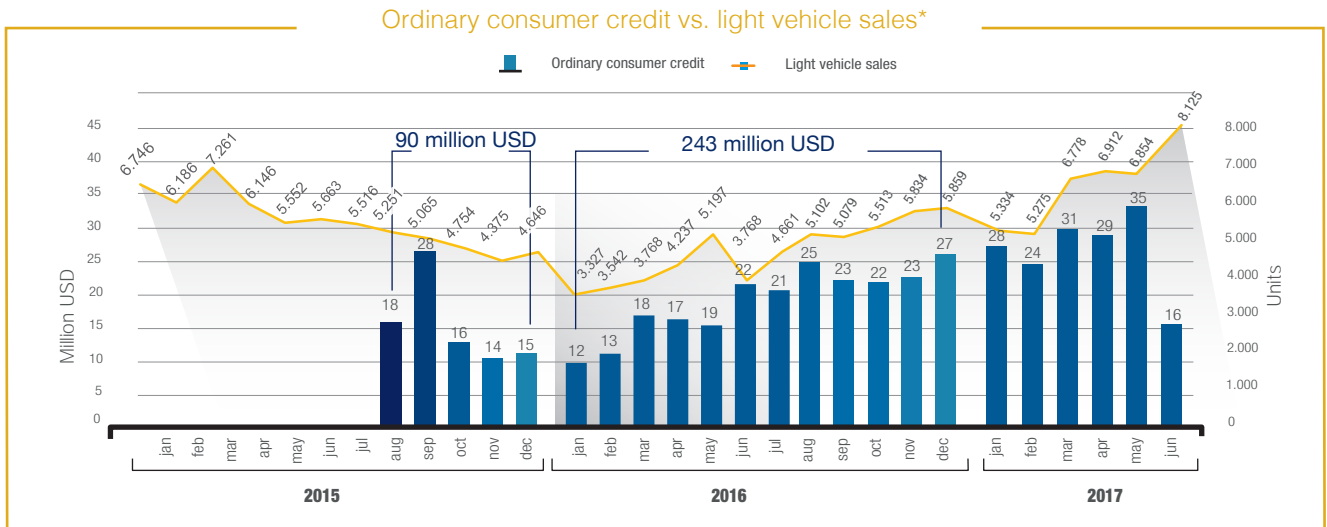
Market share. Imported vs assembled (units)



Credit



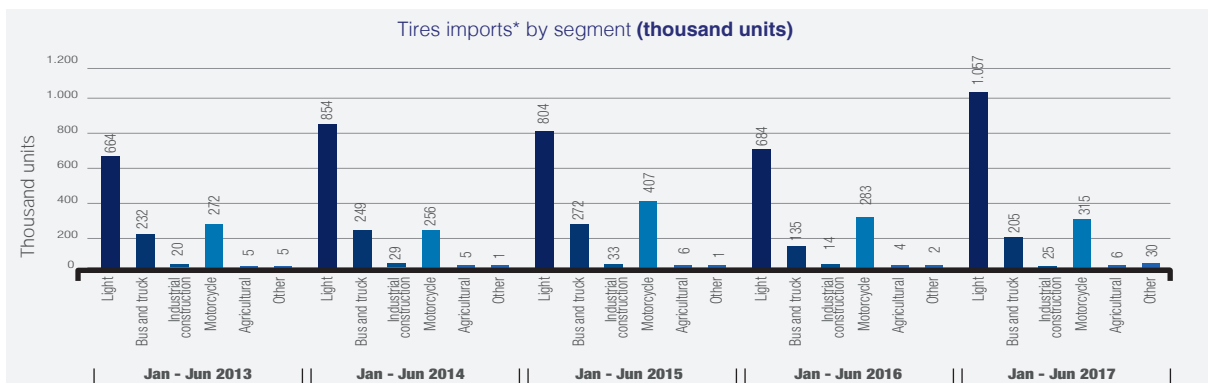
*Light vehicles: automobiles, pickups, SUV



*Light vehicles: automobiles, pickup trucks, SUV

Source: Superintendencia de Bancos, 2017.

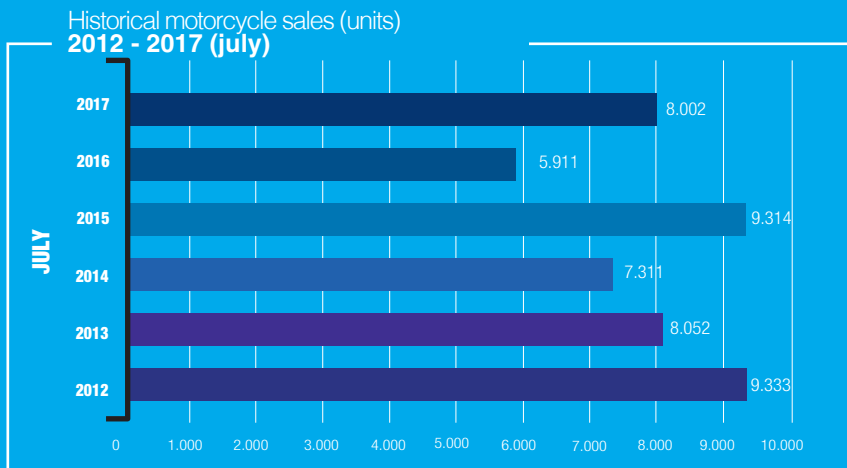
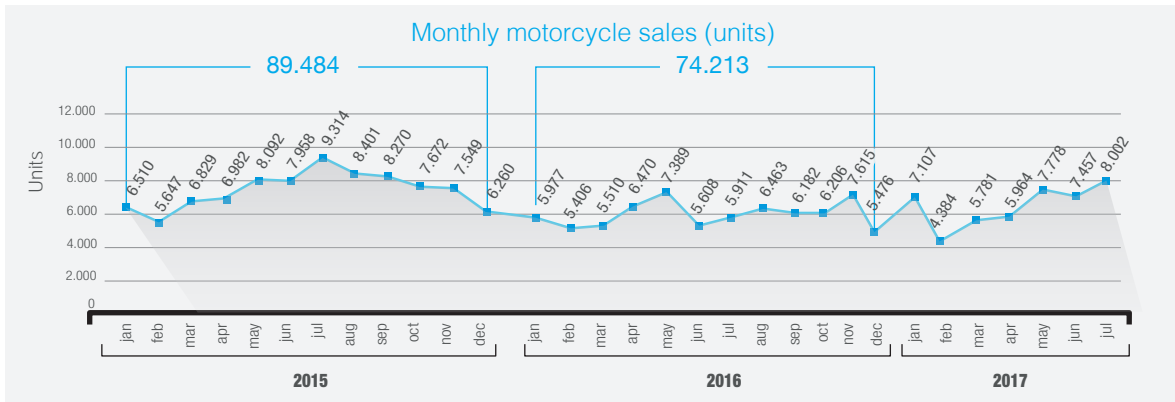
Tires



Source: Servicio Nacional de Aduana del Ecuador (SENAE), 2017.



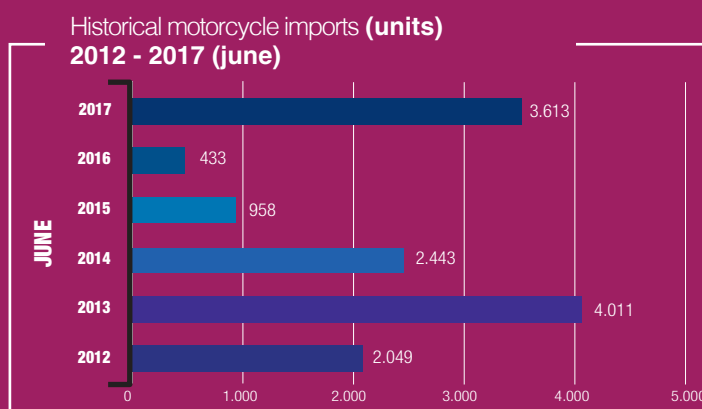
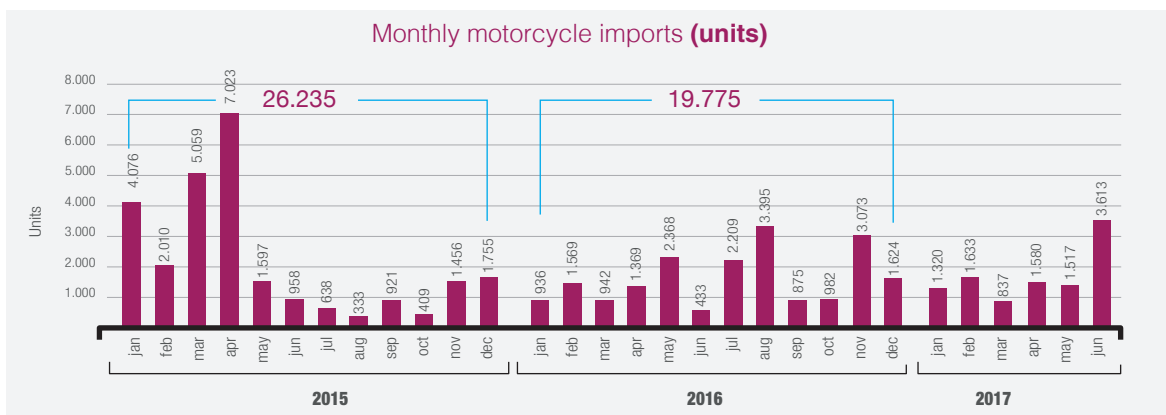
Motorcycle sales



Source: Base de matriculación del Servicio de Rentas Internas (SRI), 2017.



Motorcycle imports



Source: Servicio Nacional de Aduana del Ecuador (SENAE), 2017.



Macroeconomic figures

GDP	jan - mar 2016	jan - mar 2017
Real GDP (USD millions of 2007)	17.097	17.548
Nominal GDP (USD millions)	23.893	24.965
Variation of real GDP	-4,0%	2,6%
	jun 2016	jun 2017
Inflation		
Annual	1,59%	0,16%
Monthly	0,36%	-0,58%
Accumulated	1,29%	0,32%
Foreign trade		
Exports (FOB USD millions)	jan - jun 2016	jan - jun 2017
Total	7.925	9.420
Oil	2.374	3.285
Non-oil	5.551	6.135
Imports (FOB USD millions)	jan - jun 2016	jan - jun 2017
Total	7.229	8.805
Oil	1.080	1.493
Non-oil	6.150	7.312
Balance trade (FOB USD millions)	jan - jun 2016	jan - jun 2017
Total	696	615
Oil	1.294	1.792
Non-oil	-598	-1.177
Oil	jan - jun 2016	jan - jun 2017
WTI (average price)	\$ 39,35	\$ 50,05
Foreign Currency Exchange	jun 2016	jun 2017
USD/EURO	0,90	0,88
USD/COP	2.900	3.036
USD/PEN	3,28	3,24
USD/BRL	3,25	3,30
Labor Market	jun 2016	jun 2017
Working-age population	11.557.285	11.856.420
Economically Active Population	7.831.981	8.147.564
Employed population	7.415.099	7.781.560
Appropriate Employment	3.214.776	3.267.363
Underemployment	1.277.717	1.668.577
Unpaid Employment	759.390	828.059
Other non-full Employment	2.138.678	1.978.784
Unclassified Employment	24.539	38.777
Unemployment	416.883	366.004
Economically Inactive Population	3.725.903	3.708.856

Source: Banco Central del Ecuador, Instituto Nacional de Estadística y Censos, 2017.
Elaboration: Asociación de Empresas Automotrices del Ecuador (AEADE).

Number of vehicles

Light **1'965.538**

968.900



Automobile

419.350

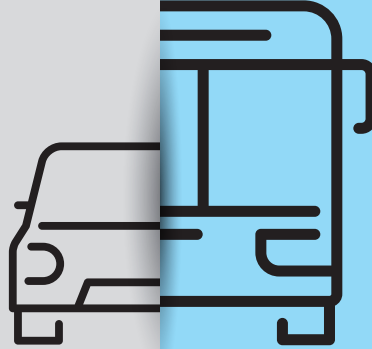


SUV

577.288



Pickups



Commercial **301.806**

223.068*



Truck

33.093



Bus

45.645



Van

*The information corresponds to all kind of trucks including those with load capacity below 3.5 tons which are not considered heavy load trucks.

Vehicle fleet age

Average age: 16,2 years

- 1

1 - 5

5 - 10

10 - 15

15 - 20

20 - 25

25 - 30

30 - 35

35 +

81.309

3,59%

654.861

28,88%

486.136

21,44%

236.530

10,43%

196.612

8,67%

207.400

9,15%

71.764

3,17%

93.797

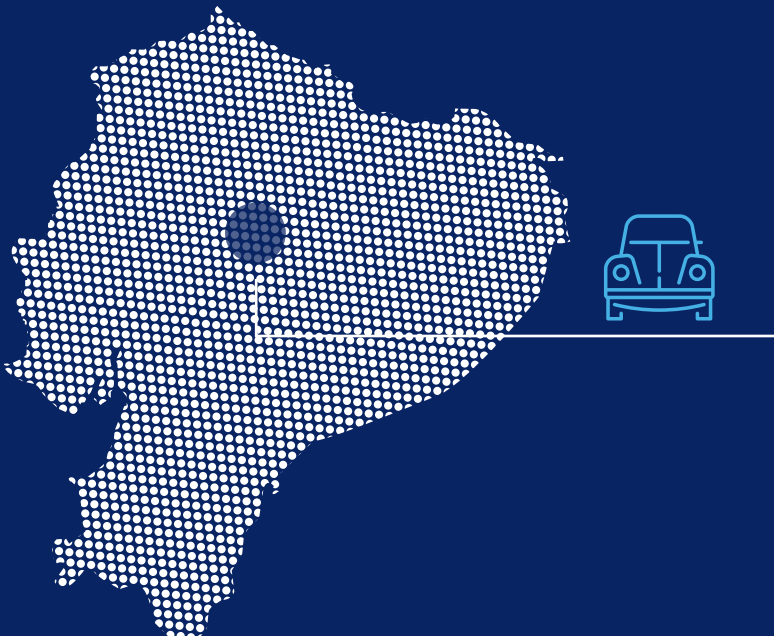
4,14%

238.935

10,54%

TOTAL: 2'267.344

Geographic location



PICHINCHA	750.716
GUAYAS	576.928
AZUAY	161.164
TUNGURAHUA	128.758
MANABÍ	106.262
IMBABURA	67.732
CHIMBORAZO	61.573
EL ORO	61.299
LOS RÍOS	56.729
COTOPAXI	55.586
LOJA	54.367
SANTO DOMINGO	42.504
CAÑAR	36.844
ESMERALDAS	24.509
CARCHI	22.958
BOLÍVAR	14.886
SUCUMBIOS	9.032
ORELLANA	8.329
PASTAZA	7.839
MORONA SANTIAGO	5.343
NAPO	4.802
SANTA ELENA	4.615
ZAMORA CHINCHIPE	3.907
GALÁPAGOS	662



AUTOPLUS

Automotive Business Intelligence



LLANTA PLUS



MOTO PLUS



CREDI PLUS



IMPOR PLUS

¡Buy your plan now!



(02) 226 9052 / 226 9056 / 226 4925 / 226 4927



099 261 4120



autoplus@aeade.net



@AEADE.EC



www.aeade.net

