

September 2017 - **No. 12**

# AUTOMOTIVE SECTOR

in figures

## SIGN UP!

Automotive Sector in Figures

is a publication exclusively  
for AEADE affiliates

If you would like to receive complete information,  
contact us at [aeade@aeade.net](mailto:aeade@aeade.net) or 02-2269052

[www.aeade.net](http://www.aeade.net)

Núñez De Vela E 3-13 and Atahualpa  
Torre del Puente Building, Floor 10.

Phone: 02 226 9052 / 226 9056 / 226 4925 / 226 4927

Quito - Ecuador

Genaro Baldeón, **Executive President**  
(Chief Executive Officer) CEO  
Óscar Calahorrano, **Director of Operations**  
(Chief Operations Officer) COO  
Alberto Reza, **Technical Coordinator**  
Mauricio Larco, **Market Analyst**  
Melany Corella, **Technical Assistant**  
María Grazzia Pérez, **Designer**

### Board members

Fausto Baca, **President**  
Daniel Espinosa, **Vicepresident**  
Pablo Ordoñez, **Director**  
Renato Coronel, **Director**  
Gil Malo, **Director**  
Marcelo García, **Director**  
Hernando Chiriboga, **Director**  
Andrés Salas, **Director**  
Jacqueline Cevallos, **Director**  
Renato Terán, **Director**

---

Published on September 14th 2017

[www.aeade.net](http://www.aeade.net)

Núñez de Vela E3-13 and Atahualpa  
Torre del Puente Building, Floor 10

**Phone:** 226 9052 / 226 9056 / 226 4925 / 226 4927

 @AEADE.EC

 @AeadeEc

## Sector composition



**Assembly companies**



**Auto parts companies**



**Importers and sellers**



**Bodywork construction companies**



Companies dedicated to other **automobile commerce activities** (maintenance, repair, spare-part sales, etc)

**4**

companies

**92**

Companies

**1.271** companies  
new and used car dealers

**137** establishments  
motorcycle stores

**81**

companies

**3.126**

automotive  
commerce stores

Source: Superintendencia de Compañías, 2016.



## Employment



**1.534**



**4.710**



**13.971**



**592**



**35.994**

**Total employment generated: 56.801**

Source: Encuesta Nacional de Empleo, Desempleo y Subempleo

## Taxes (importers and assembly companies)

2011 1.184 millions  
2012 1.152 millions  
2013 1.180 millions  
2014 1.317 millions  
2015 1.111 millions

**2016 895 millions**

**194**  
millions



Motor vehicle excise

**181**  
millions



Advalorem

**150**  
millions



Value-added tax

**122**  
millions



Special Consumption Tax (SCT) Ad Valorem

**112**  
millions



Ecotax

**61**  
millions



Safeguard tax

**41**  
millions



Foreign Transaction (FX) Fee

**30**  
millions



Income tax

**4**  
millions



FODINFA (Child care and development fund)

Source: Servicio Nacional de Aduana del Ecuador (SENAE); Servicio de Rentas Internas (SRI)



# Ecuador's summary



## Macroeconomic figures

Total trade balance (jan - jul 2017):	\$649 million USD - FOB
Average oil price WTI (jan - jul 2017):	\$49,56
Annual inflation (jul 2017):	0,10%
Annual GDP variation (jan - mar 2016/2015):	2,6%

Source: Banco Central del Ecuador, 2017



## Credit (january - july 2017)



**Regular consumption:**  
\$183 million USD



**Priority consumption:**  
\$1.393 million USD

Source: Superintendencia de Bancos, 2017



## Light vehicle\* and commercial vehicle\*\* market



**Imports:**  
(January - July 2017)  
32.824  
units



**Production:**  
(January - July 2017)  
20.480  
units



**Exports:**  
(January - July 2017)  
145  
units



**Sales:**  
(January - August 2017)  
62.499  
units

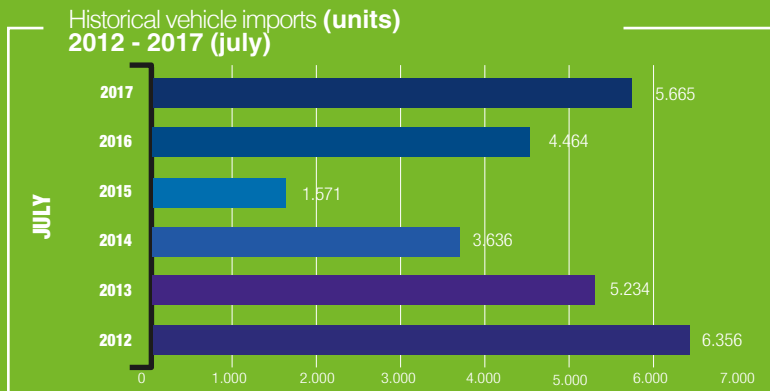
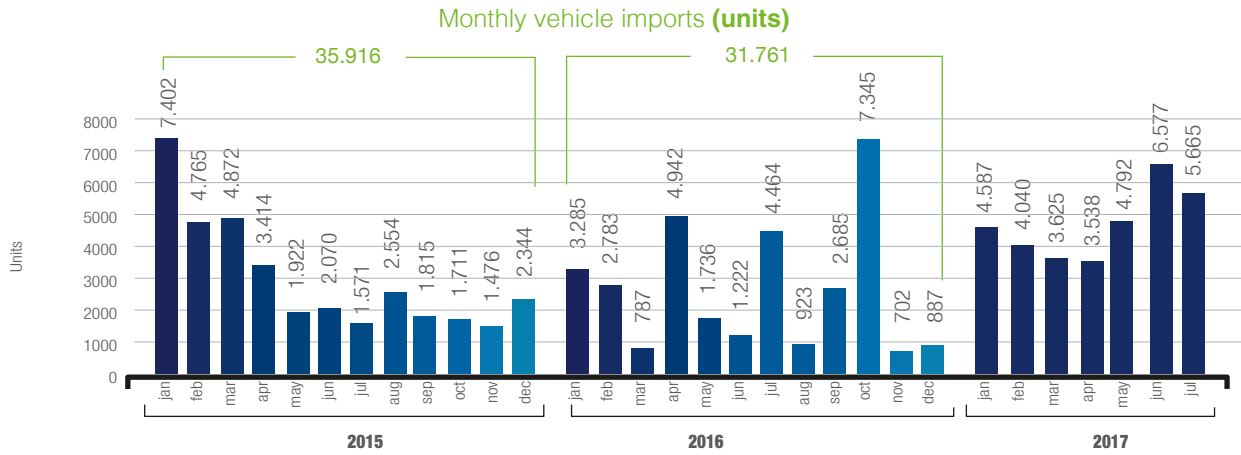
\*Light vehicles: automobiles, pickups, SUV

\*\*Commercial vehicles: VAN, trucks, buses

Source: Servicio Nacional de Aduana (SENAE); Cámara de la Industria Automotriz Ecuatoriana (CINAE), Asociación de Empresas Automotrices del Ecuador (AEADE), 2017.



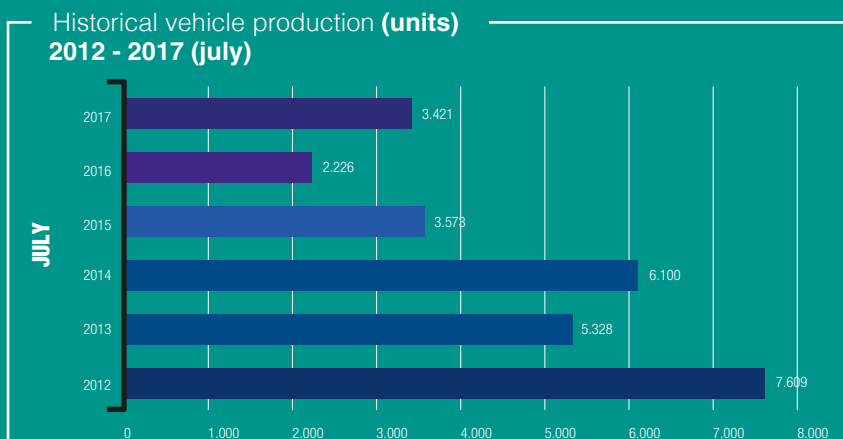
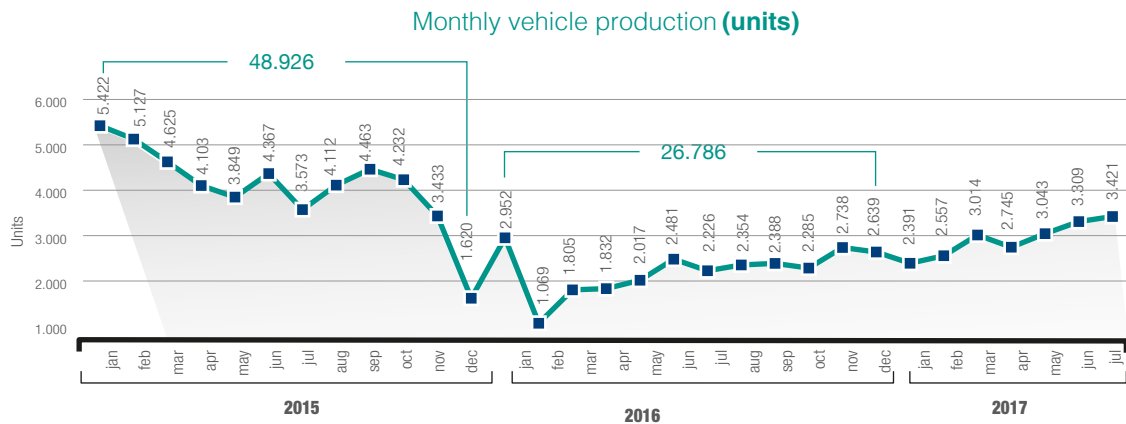
# Vehicle imports



Source: Servicio Nacional de Aduana del Ecuador (SENAE), 2017.



# Vehicle production\*



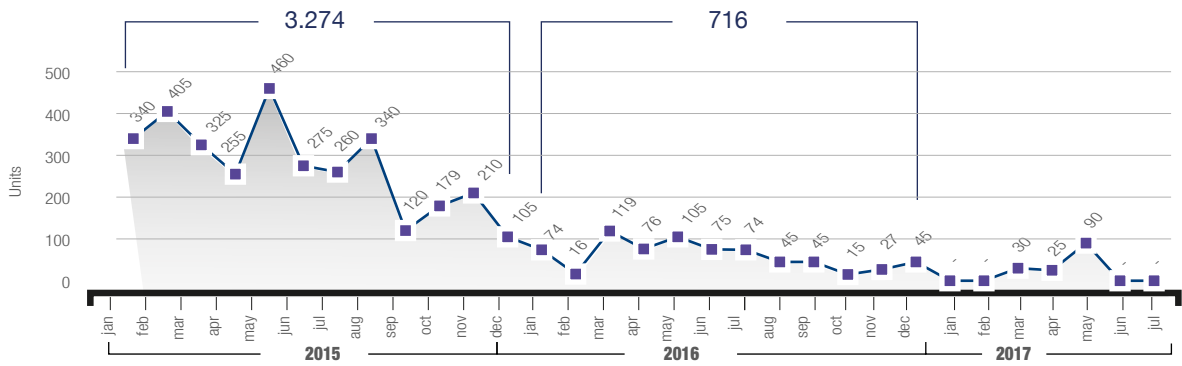
\*Does not include the production of CIAUTO assembly company.

Source: Cámara de la Industria Automotriz Ecuatoriana (CINAE), 2017.

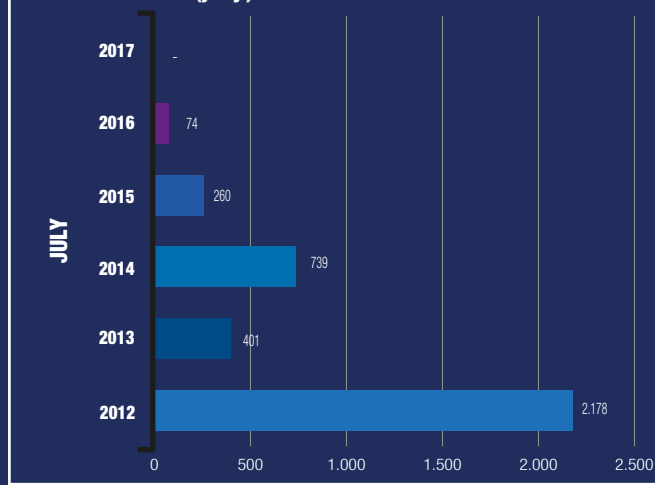


# Vehicle exports

Monthly vehicle exports (units)



Historical vehicle exports (units)  
2012 - 2017 (july)

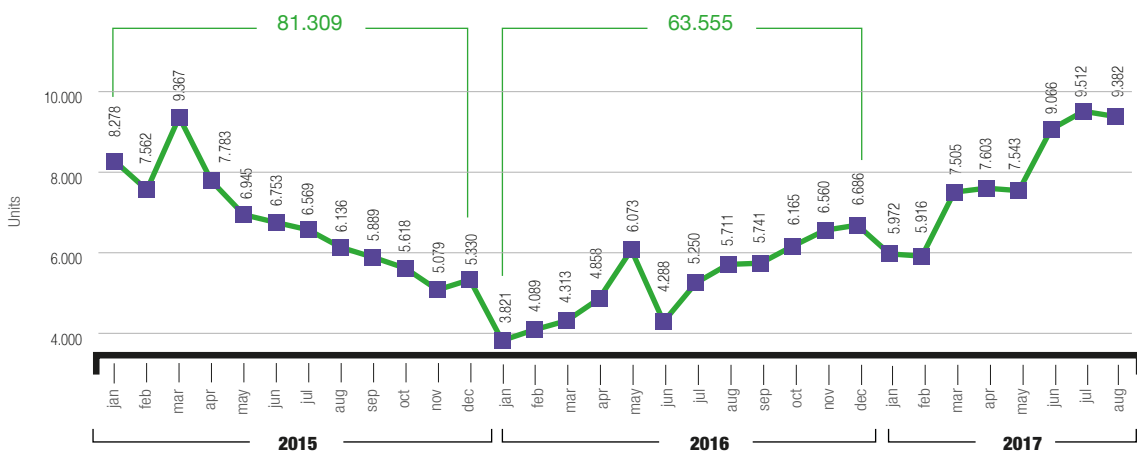


Source: Cámara de la Industria Automotriz Ecuatoriana (CINAE), 2017.

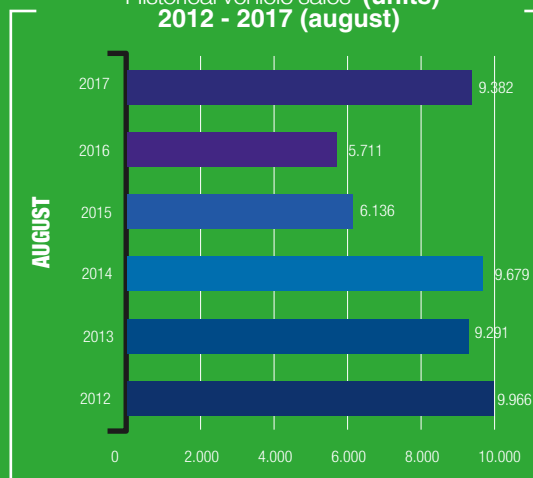


# Vehicle sales

Monthly vehicle sales (units)

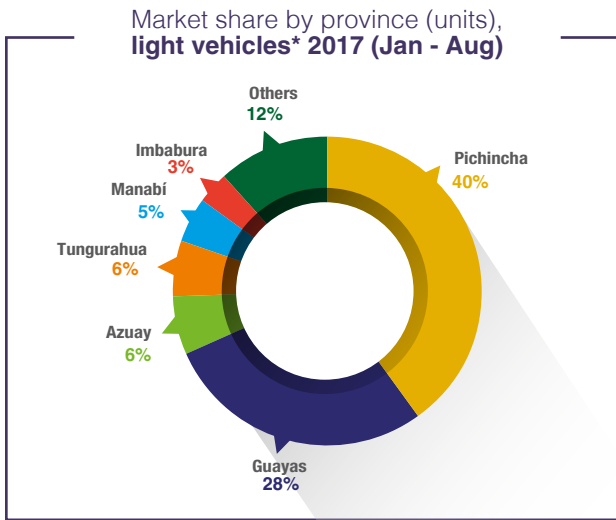


Historical vehicle sales (units)  
2012 - 2017 (august)

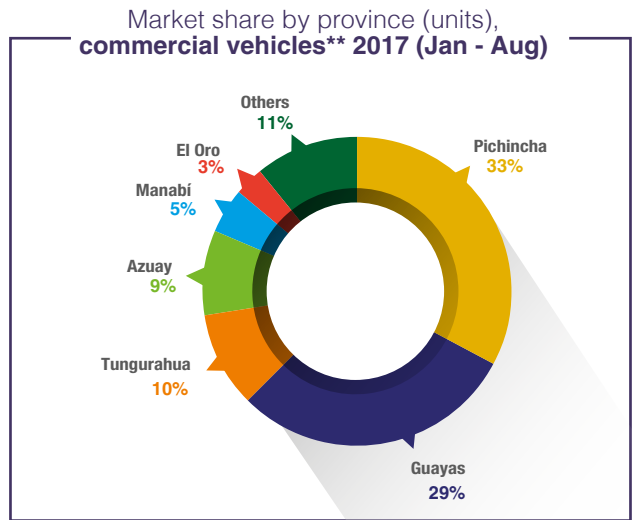


Source: Asociación de Empresas Automotrices del Ecuador (AEADE), 2017. Autoplus, 2017.

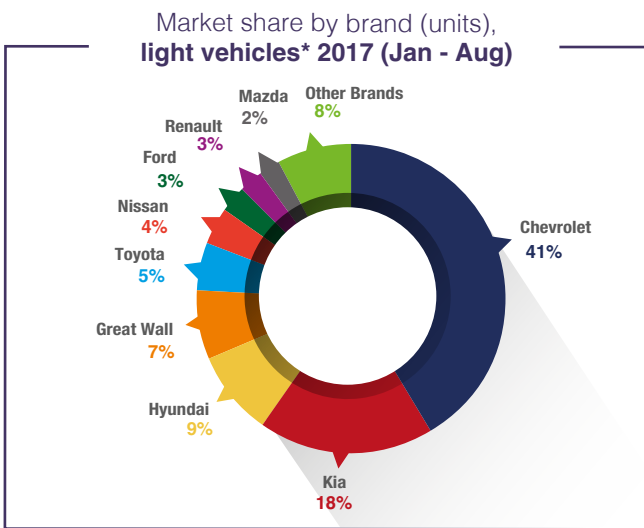
# Vehicle Sales



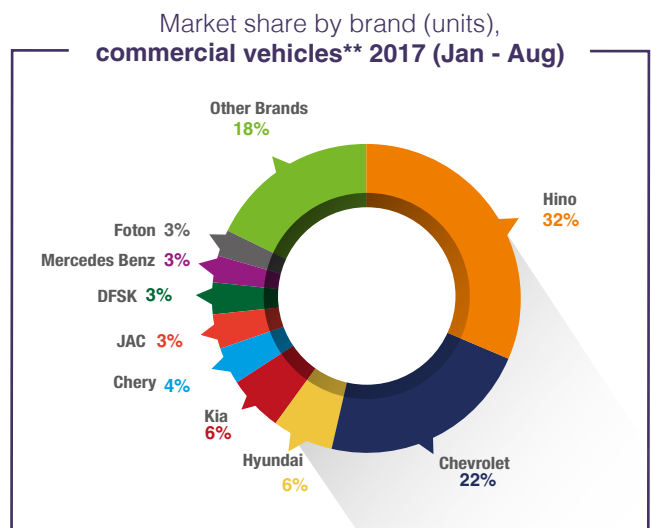
\*Light vehicles: automobiles, pickups, SUV



\*\*Commercial vehicles: VAN, trucks, buses



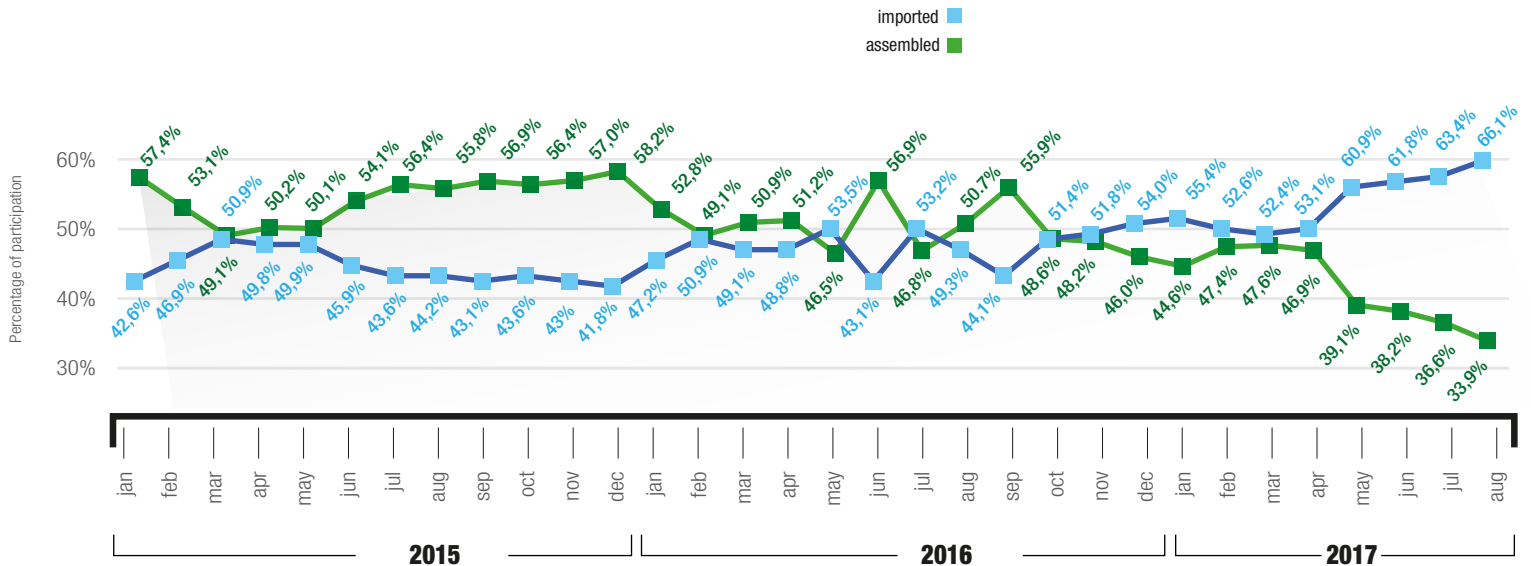
\*Light vehicles: automobiles, pickups, SUV



\*\*Commercial vehicles: VAN, trucks, buses

Source: Asociación de Empresas Automotrices del Ecuador (AEADE), 2017 Autoplus, 2017

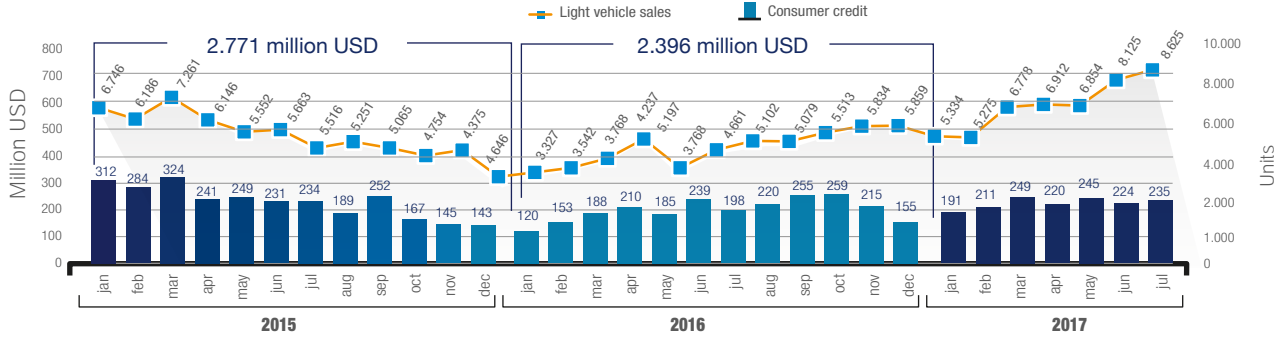
## Market share. Imported vs assembled (units)



Source: Asociación de Empresas Automotrices del Ecuador (AEADE), 2017 Autoplus, 2017

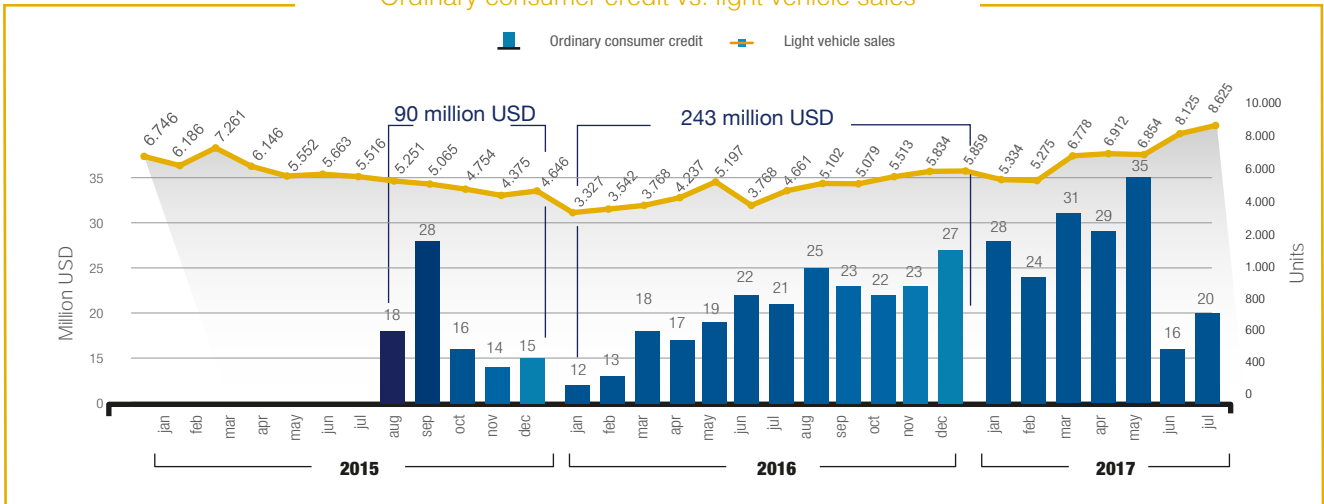
# Credit

Consumer credit vs. light vehicle sales\*



\*Light vehicles: automobiles, pickups, SUV

Ordinary consumer credit vs. light vehicle sales\*

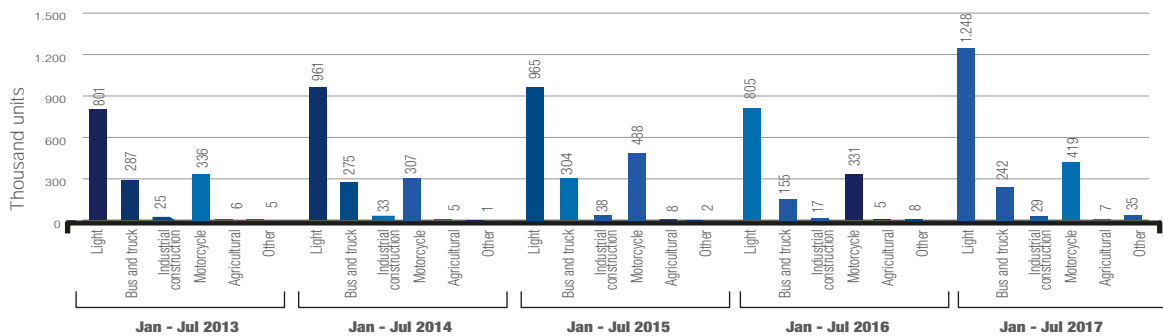


\*Light vehicles: automobiles, pickups, SUV

Source: Superintendencia de Bancos, 2017.

# Tires

Tires imports by segment (thousand units)



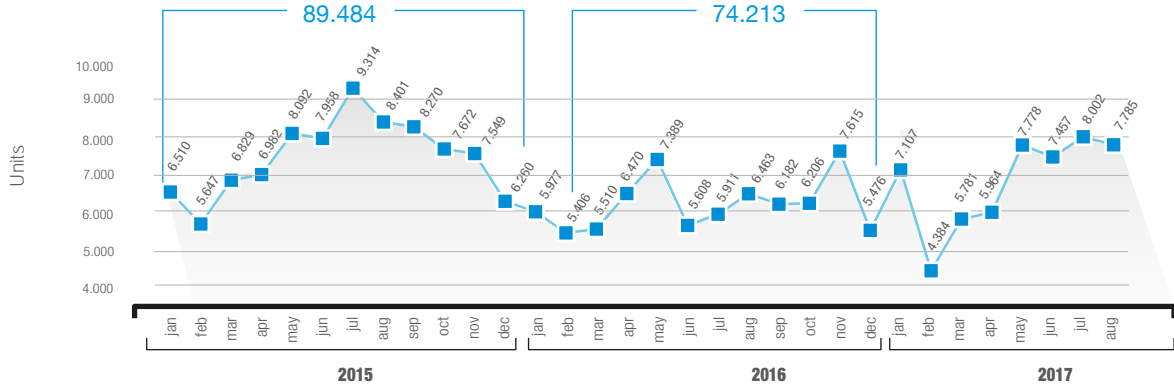
Source: Servicio Nacional de Aduana del Ecuador (SENAE), 2017.



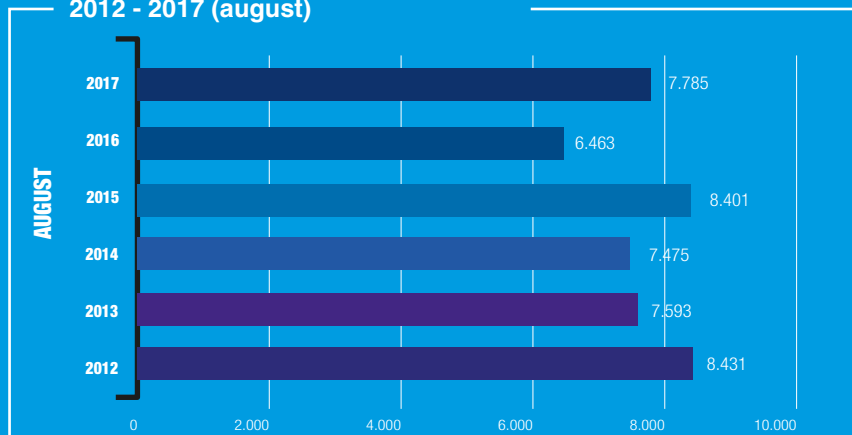


# Motorcycle sales

Monthly motorcycle sales (units)



Historical motorcycle sales (units)  
2012 - 2017 (august)

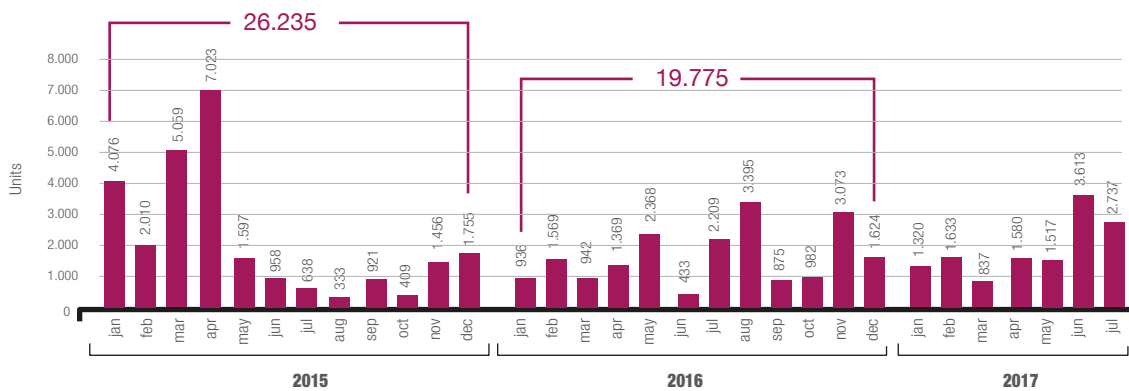


Source: Base de matriculación del Servicio de Rentas Internas (SRI), 2017.

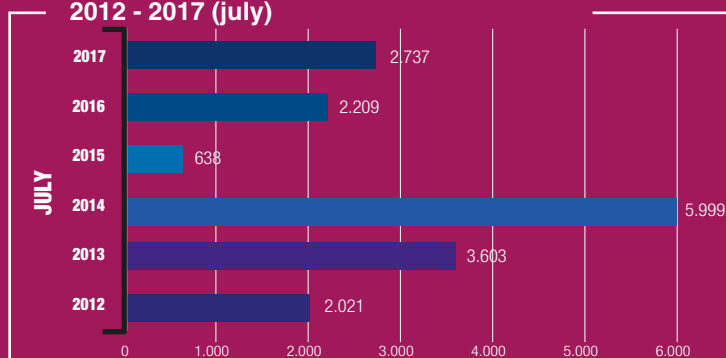


# Motorcycle imports

Monthly motorcycle imports (units)



Historical motorcycle imports (units)  
2012 - 2017 (july)



Source: Servicio Nacional de Aduana del Ecuador (SENAE), 2017.



## Macroeconomic figures

<b>GDP</b>	jan - mar 2016	jan - mar 2017
Real GDP (USD millions of 2007)	17.097	17.548
Nominal GDP (USD millions)	23.893	24.965
Variation of real GDP	-4,0%	2,6%
	jul 2016	jul 2017
<b>Inflation</b>		
Annual	1,58%	0,10%
Monthly	-0,09%	-0,14%
Accumulated	1,20%	0,18%
<b>Foreign trade</b>		
Exports (FOB USD millions)	jan - jul 2016	jan - jul 2017
Total	9.368	10.998
Oil	2.903	3.818
Non-oil	6.465	7.180
Imports (FOB USD millions)	jan - jul 2016	jan - jul 2017
Total	8.404	10.350
Oil	1.291	1.730
Non-oil	7.113	8.619
Balance trade (FOB USD millions)	jan - jul 2016	jan - jul 2017
Total	964	649
Oil	1.611	2.088
Non-oil	-648	-1.439
<b>Oil</b>	jan - jul 2016	jan - jul 2017
WTI (average price)	\$ 40,14	\$ 49,56
<b>Foreign Currency Exchange</b>	jul 2016	jul 2017
USD/EURO	0,90	0,85
USD/COP	3.096	3.000
USD/PEN	3,37	3,24
USD/BRL	3,27	3,14
<b>Labor Market</b>	jun 2016	jun 2017
Working-age population	11.557.285	11.856.420
Economically Active Population	7.831.981	8.147.564
Employed population	7.415.099	7.781.560
Appropriate Employment	3.214.776	3.267.363
Underemployment	1.277.717	1.668.577
Unpaid Employment	759.390	828.059
Other non-full Employment	2.138.678	1.978.784
Unclassified Employment	24.539	38.777
Unemployment	416.883	366.004
Economically Inactive Population	3.725.903	3.708.856

Source: Banco Central del Ecuador, Instituto Nacional de Estadística y Censos, 2017.  
Elaboration: Asociación de Empresas Automotrices del Ecuador (AEADE).

## Number of vehicles

Light **1'965.538**

**968.900**



Automobile

**419.350**

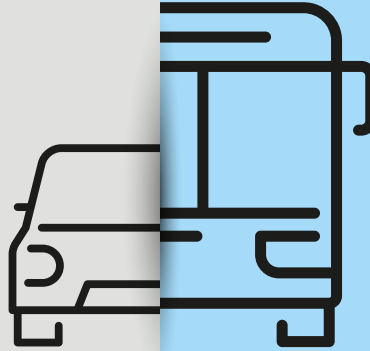


SUV

**577.288**



Pickups



Commercial **301.806**

**223.068\***



Truck

**33.093**



Bus

**45.645**



Van

\*The information corresponds to all kind of trucks including those with load capacity below 3.5 tons which are not considered heavy load trucks.

## Vehicle fleet age

**Average age: 16,2 years**

- 1

1 - 5

5 - 10

10 - 15

15 - 20

20 - 25

25 - 30

30 - 35

35 +

**81.309**

**3,59%**

**654.861**

**28,88%**

**486.136**

**21,44%**

**236.530**

**10,43%**

**196.612**

**8,67%**

**207.400**

**9,15%**

**71.764**

**3,17%**

**93.797**

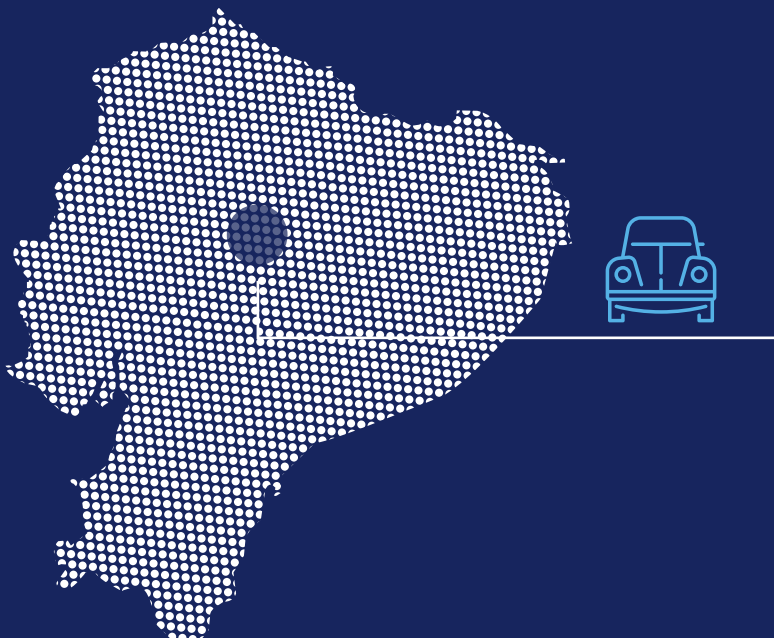
**4,14%**

**238.935**

**10,54%**

**TOTAL: 2'267.344**

## Geographic location



PICHINCHA	750.716
GUAYAS	576.928
AZUAY	161.164
TUNGURAHUA	128.758
MANABÍ	106.262
IMBABURA	67.732
CHIMBORAZO	61.573
EL ORO	61.299
LOS RÍOS	56.729
COTOPAXI	55.586
LOJA	54.367
SANTO DOMINGO	42.504
CAÑAR	36.844
ESMERALDAS	24.509
CARCHI	22.958
BOLÍVAR	14.886
SUCUMBIOS	9.032
ORELLANA	8.329
PASTAZA	7.839
MORONA SANTIAGO	5.343
NAPO	4.802
SANTA ELENA	4.615
ZAMORA CHINCHIPE	3.907
GALÁPAGOS	662



**AUTOPLUS**

## **Automotive Business Intelligence**



**LLANTÁ PLUS**



**MOTO PLUS**



**CREDI PLUS**



**IMPOR PLUS**

***¡Buy your plan now!***



(02) 226 9052 / 226 9056 / 226 4925 / 226 4927



099 261 4120



autoplus@aeade.net



@AEADE.EC



[www.aeade.net](http://www.aeade.net)

