



AUTOMOTIVE SECTOR

in figures

SIGN UP!

Automotive Sector in Figures

is a publication exclusively
for AEADE affiliates .

If you would like to receive complete information,
contact us at aeade@aeade.net or 02-2269052

www.aeade.net

Núñez De Vela E 3-13 and Atahualpa
Torre del Puente Building, Floor 10.

Phone: 02 226 9052 / 226 9056 / 226 4925 / 226 4927

Quito - Ecuador

Genaro Baldeón, **Executive President**
(Chief Executive Officer) CEO
Óscar Calahorrano, **Director of Operations**
(Chief Operations Officer) COO
Alberto Reza, **Technical Coordinator**
Mauricio Larco, **Market Analyst**
Melany Corella, **Technical Assistant**
María Grazzia Pérez, **Designer**

Board members



Fausto Baca, **President**
Daniel Espinosa, **Vicepresident**
Pablo Ordoñez, **Director**
Renato Coronel, **Director**
Gil Malo, **Director**
Marcelo García, **Director**
Hernando Chiriboga, **Director**
Andrés Salas, **Director**
Jacqueline Cevallos, **Director**
Renato Terán, **Director**

Published on January 11th 2018

www.aeade.net

Núñez de Vela E3-13 and Atahualpa
Torre del Puente Building, Floor 10

Phone: 226 9052 / 226 9056 / 226 4925 / 226 4927

 @AEADE.EC
 @AeadeEc

Sector composition



Assembly companies



Auto parts companies



Importers and sellers



Bodywork construction companies



Companies dedicated to other **automobile commerce activities** (maintenance, repair, spare-part sales, etc)

4

companies

92

Companies

1.271 companies
new and used car dealers

137 establishments
motorcycle stores

81

companies

3.126

automotive
commerce stores

Source: Superintendencia de Compañías, 2016.



Employment



1.534



4.710



13.971



592



35.994

Source: Encuesta Nacional de Empleo, Desempleo y Subempleo

Total employment generated: 56.801

Taxes (importers and assembly companies)

2011 1.184 millions
2012 1.152 millions
2013 1.180 millions
2014 1.317 millions
2015 1.111 millions

2016 895 millions

194
millions



Motor vehicle excise

181
millions



Advalorem

150
millions



Value-added tax

122
millions



Special Consumption Tax (SCT) Ad Valorem

112
millions



Ecotax

61
millions



Safeguard tax

41
millions



Foreign Transaction (FX) Fee

30
millions



Income tax

4
millions



FODINFA (Child care and development fund)

Source: Servicio Nacional de Aduana del Ecuador (SENAE); Servicio de Rentas Internas (SRI)



Ecuador's summary



Macroeconomic figures

Total trade balance (jan - nov 2017):	\$27 million USD FOB
Average oil price WTI (jan - nov 2017):	\$50,27
Annual inflation (nov 2017):	-0,22%
Annual GDP variation (jan - sep 2017 / 2016):	2,9%

Source: Banco Central del Ecuador, 2017



Credit (january - november 2017)



Regular consumption:
\$266 million USD



Priority consumption:
\$2.169 million USD

Source: Superintendencia de Bancos, 2017



Light vehicle* and commercial vehicle** market



Imports:
(January - November 2017)
62.394
units



Production:
(January - November 2017)
34.943
units



Exports:
(January - November 2017)
550
units



Sales:
(January - December 2017)
105.077
units

*Light vehicles: automobiles, pickups, SUV

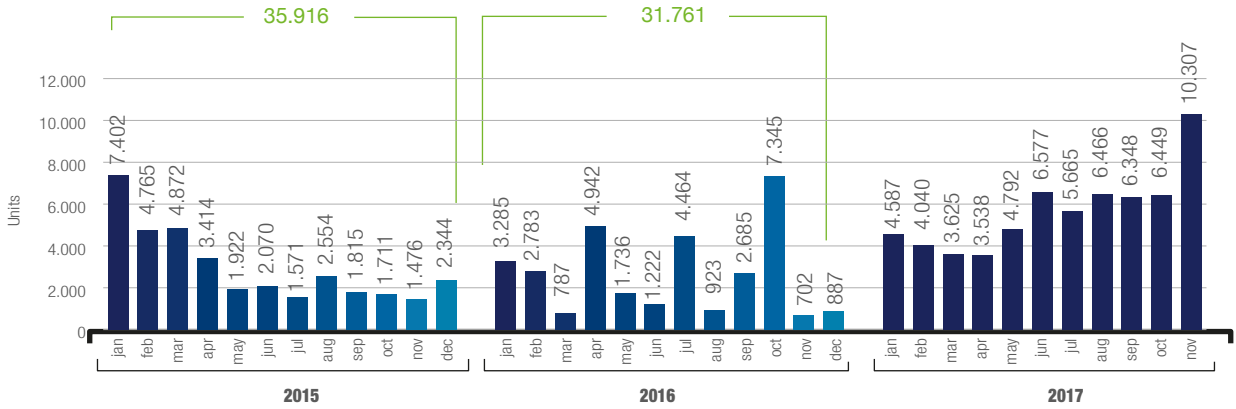
**Commercial vehicles: VAN, trucks, buses

Source: Servicio Nacional de Aduana (SENAE); Cámara de la Industria Automotriz Ecuatoriana (CINAE), Asociación de Empresas Automotrices del Ecuador (AEADE), 2017.

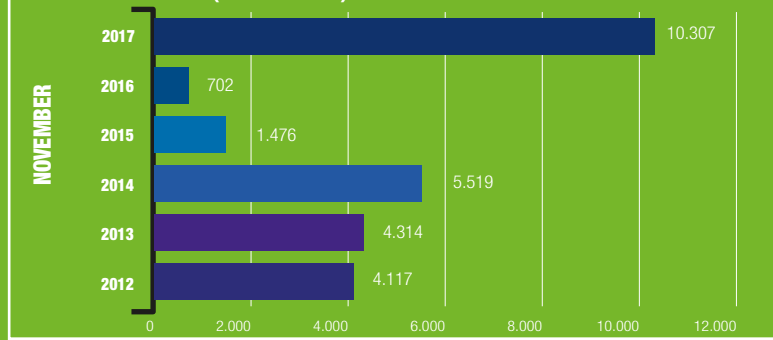


Vehicle imports

Monthly vehicle imports (units)



Historical vehicle imports (units) 2012 - 2017 (november)

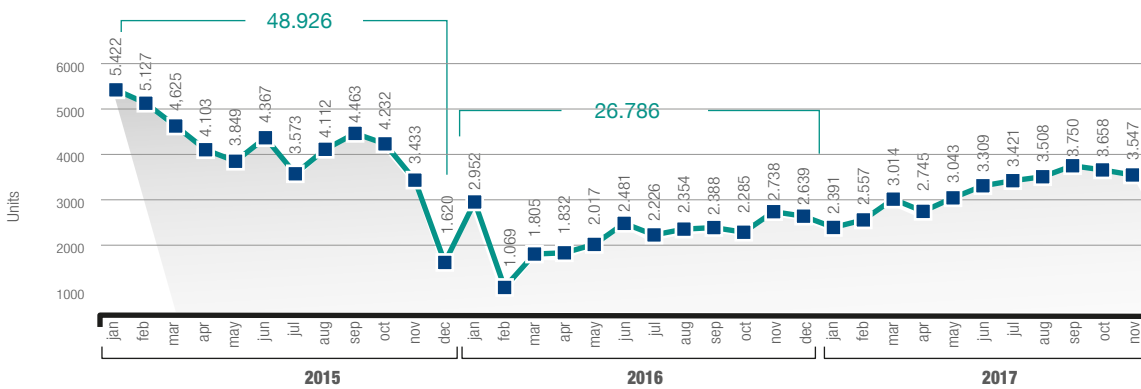


Source: Servicio Nacional de Aduana del Ecuador (SENAE), 2017.

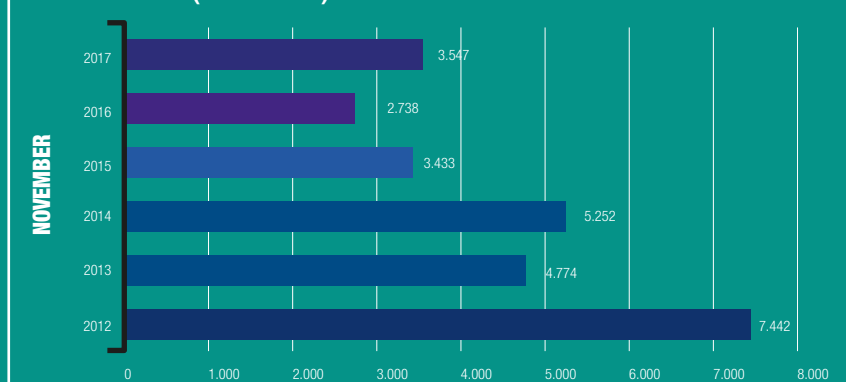


Vehicle production*

Monthly vehicle production (units)



Historical vehicle production (units) 2012 - 2017 (november)



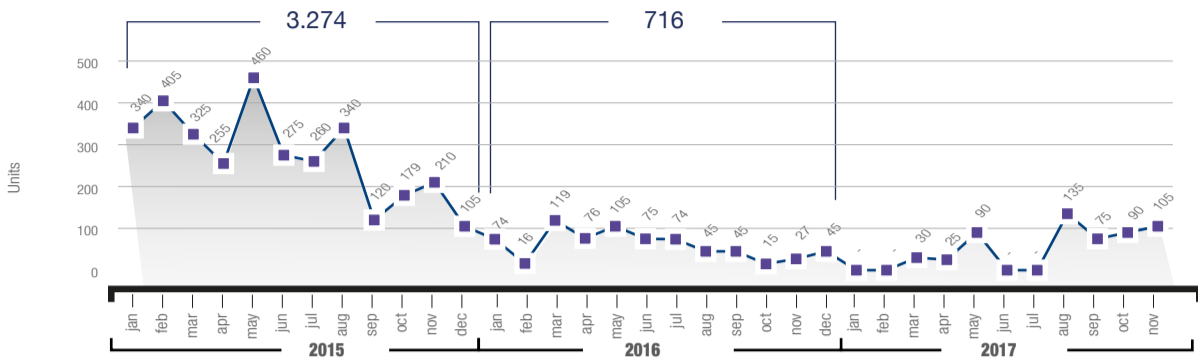
*Does not include the production of CIAUTO assembly company.

Source: Cámara de la Industria Automotriz Ecuatoriana (CINAE), 2017.

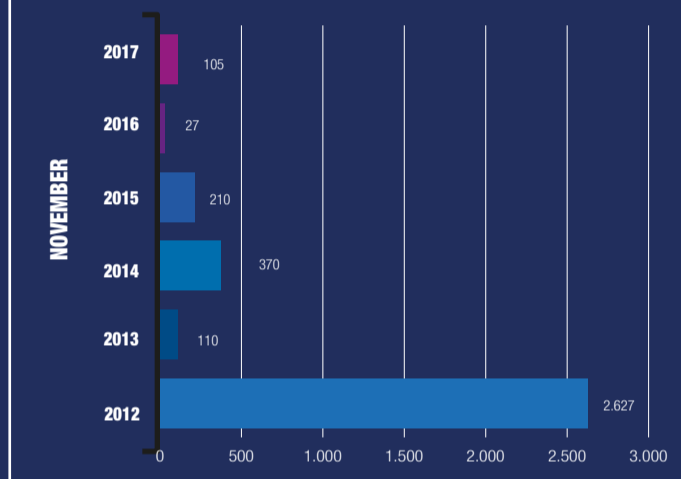


Vehicle exports

Monthly vehicle exports (units)



Historical vehicle exports (units) 2012 - 2017 (november)

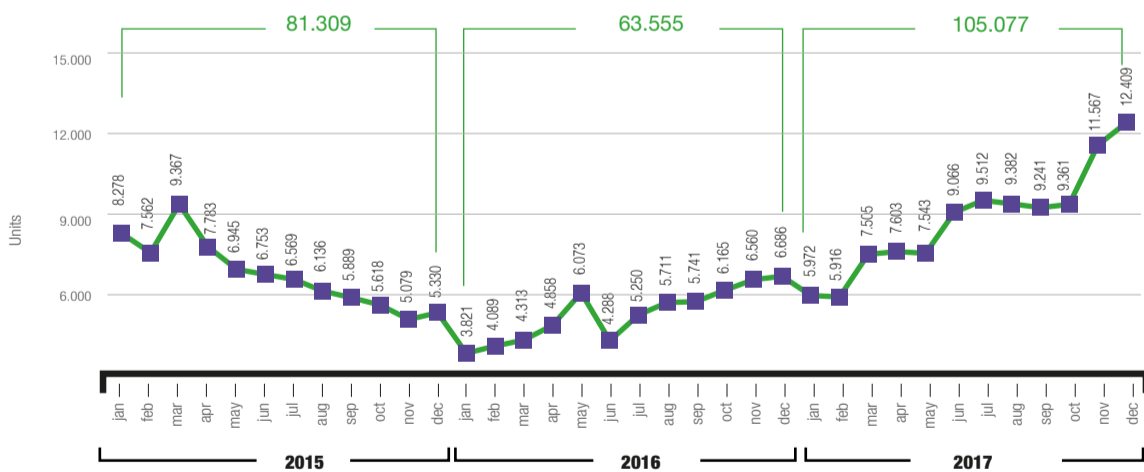


Source: Cámara de la Industria Automotriz Ecuatoriana (CINAE), 2017.

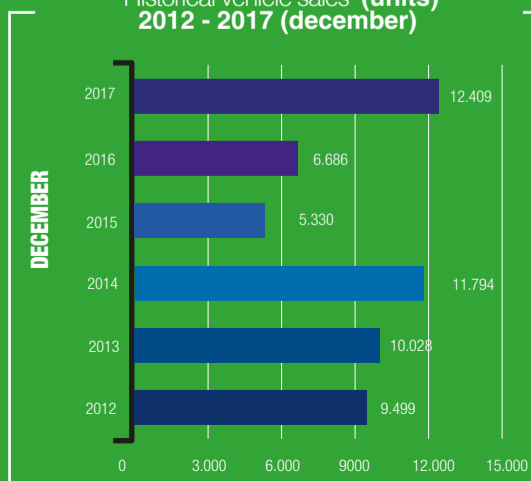


Vehicle sales

Monthly vehicle sales (units)

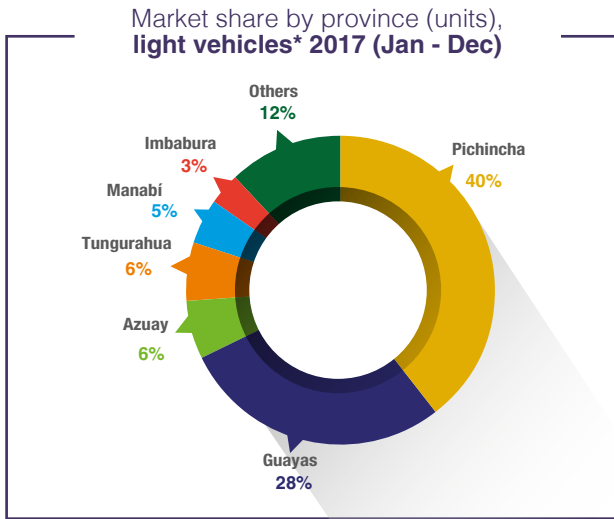


Historical vehicle sales (units) 2012 - 2017 (december)

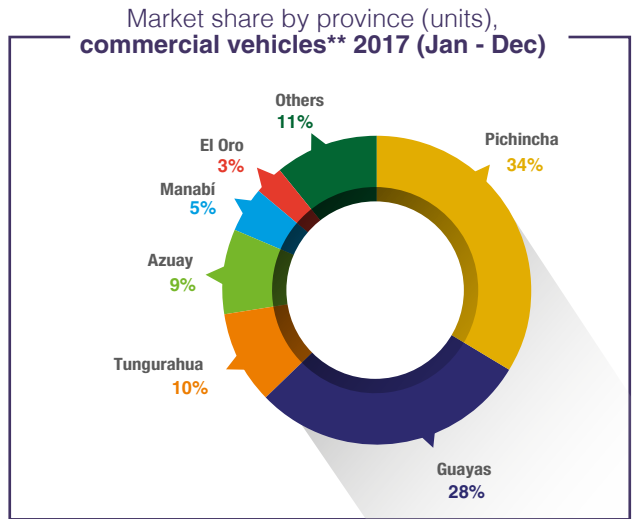


Source: Asociación de Empresas Automotrices del Ecuador (AEADE), 2017. Autoplus, 2017.

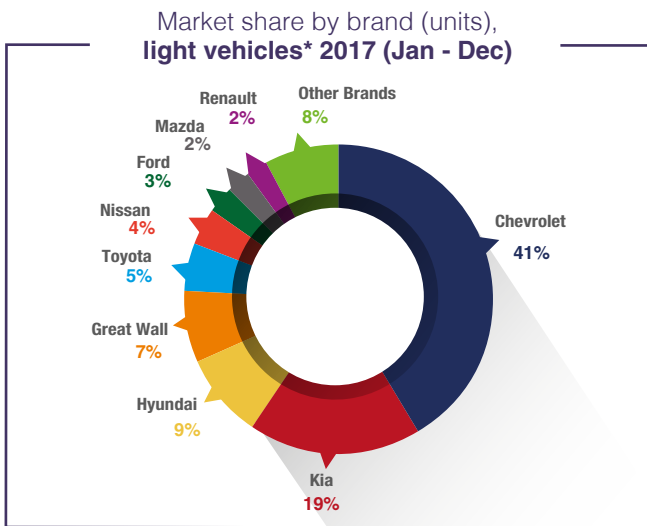
Vehicle sales



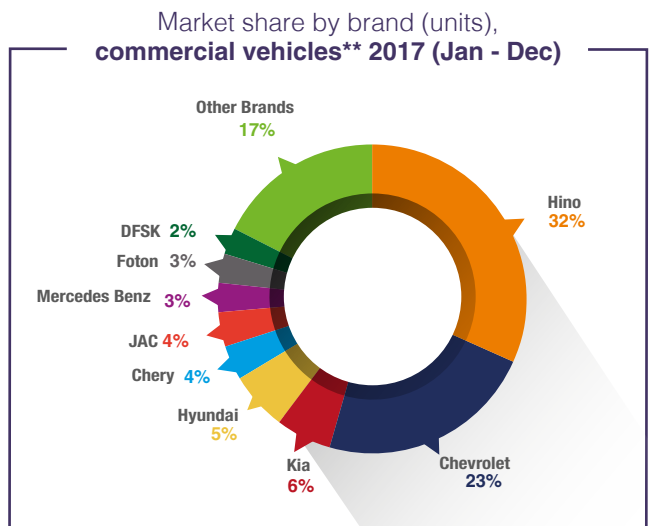
*Light vehicles: automobiles, pickups, SUV



**Commercial vehicles: VAN, trucks, buses



*Light vehicles: automobiles, pickups, SUV

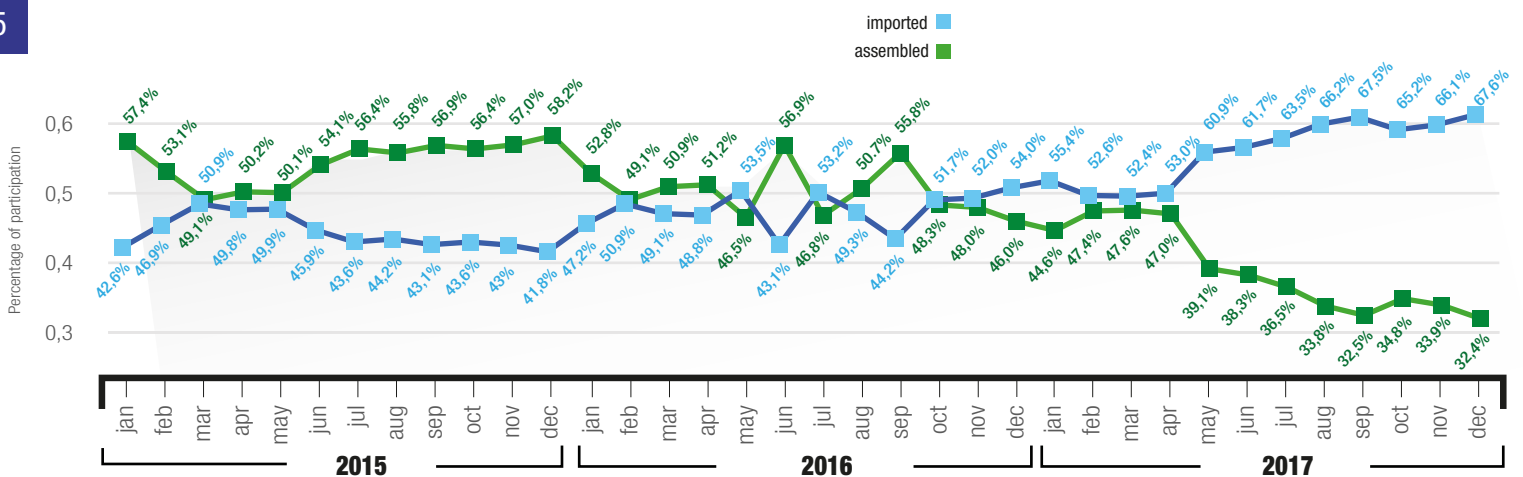


**Commercial vehicles: VAN, trucks, buses

Source: Asociación de Empresas Automotrices del Ecuador (AEADE), 2017 Autoplus, 2017

Market share. Imported vs assembled (units)

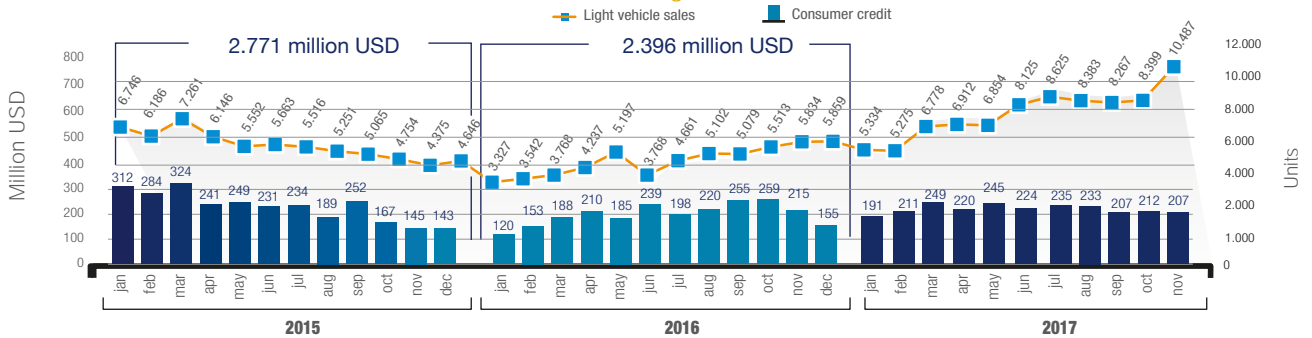
5



Source: Asociación de Empresas Automotrices del Ecuador (AEADE), 2017 Autoplus, 2017

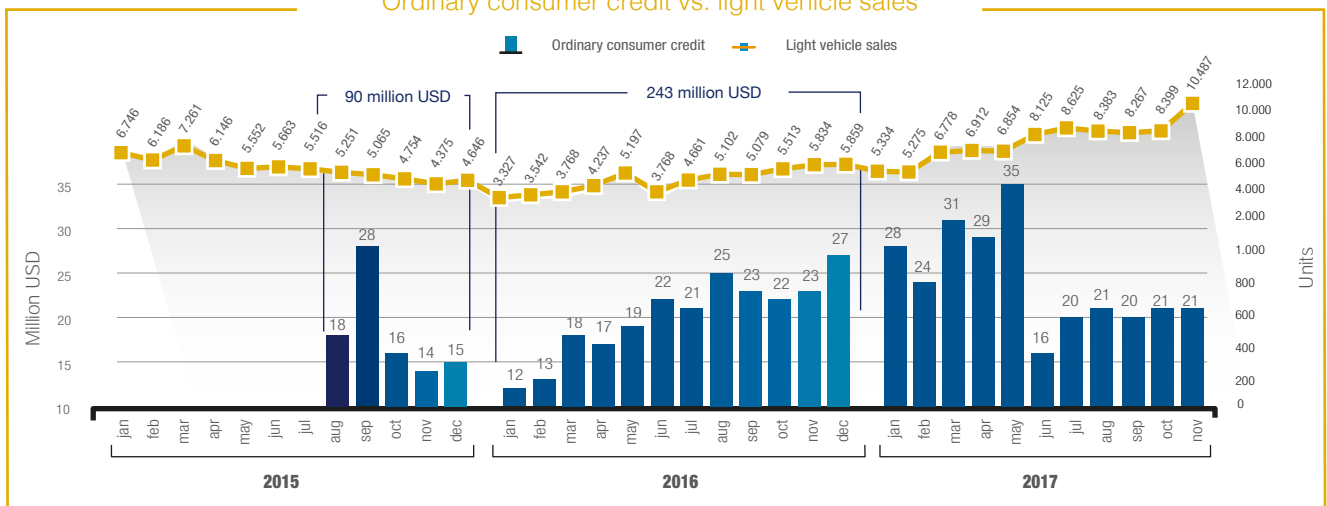
Credit

Consumer credit vs. light vehicle sales*



*Light vehicles: automobiles, pickups, SUV

Ordinary consumer credit vs. light vehicle sales*

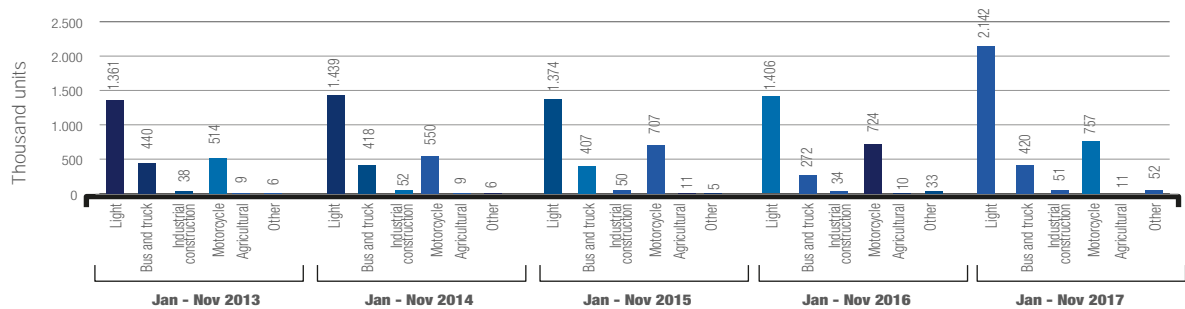


*Light vehicles: automobiles, pickups, SUV

Source: Superintendencia de Bancos, 2017.

Tires

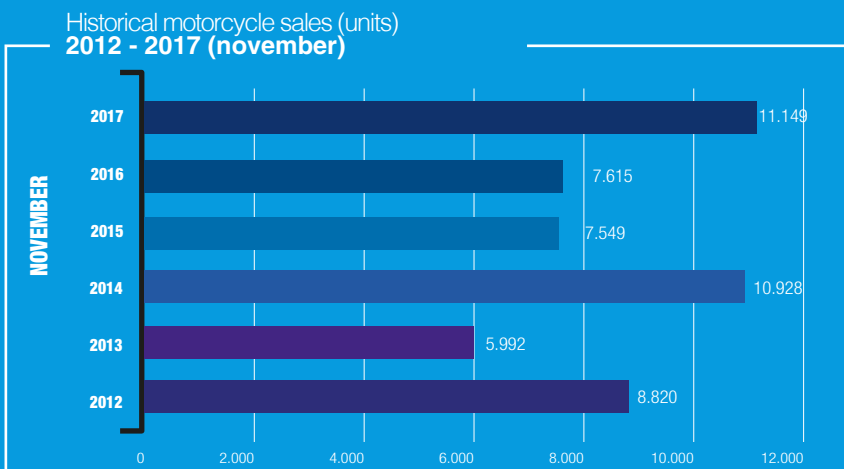
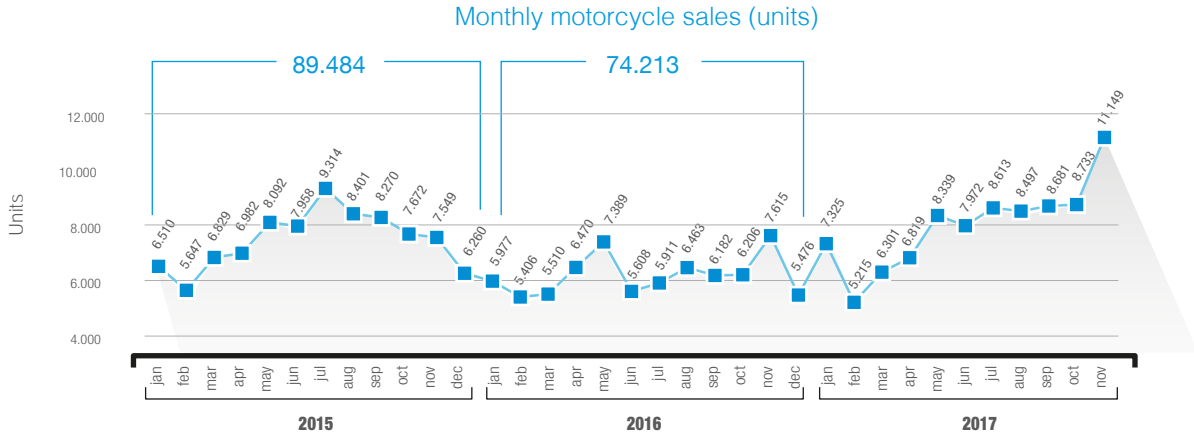
Tires imports by segment (thousand units)



Source: Servicio Nacional de Aduana del Ecuador (SENAE), 2017.



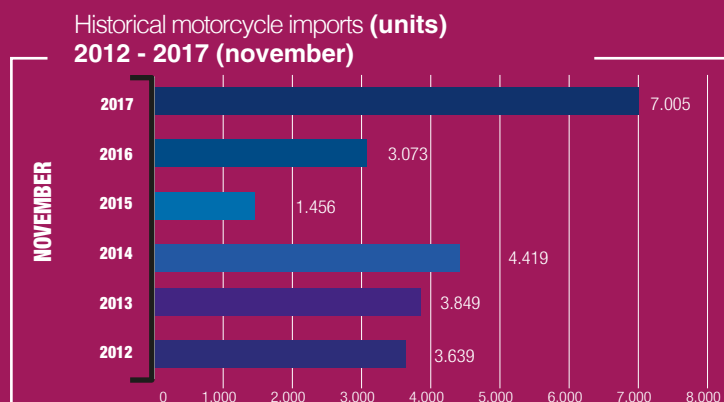
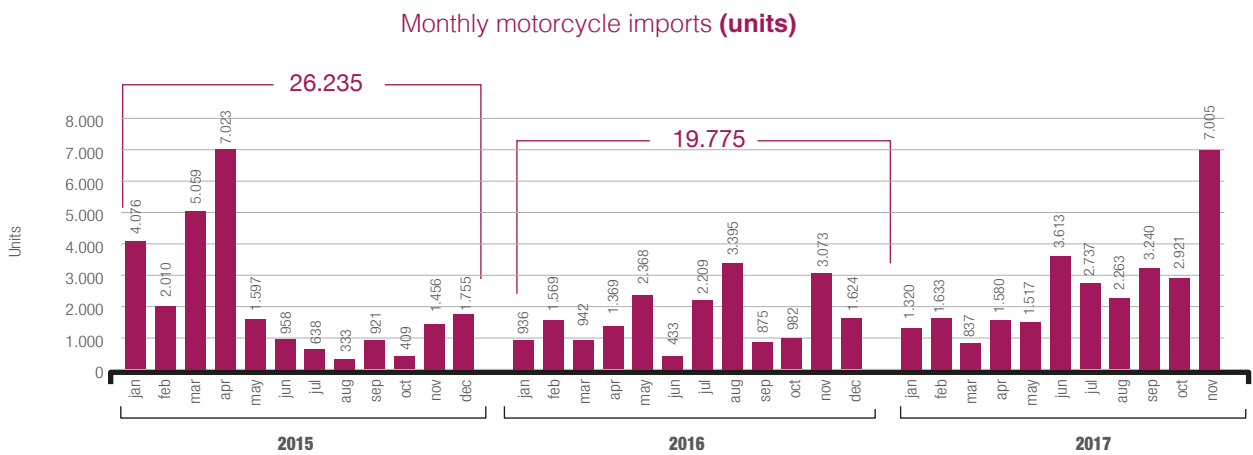
Motorcycle sales



Source: Base de matriculación del Servicio de Rentas Internas (SRI), 2017.



Motorcycle imports



Source: Servicio Nacional de Aduana del Ecuador (SENAE), 2017.



Macroeconomic figures

GDP	jan - sep 2016	jan - sep 2017
Real GDP (USD millions of 2007)	51.569	53.062
Nominal GDP (USD millions)	73.654	76.746
Variation of real GDP	-2,4%	2,9%
	nov 2016	nov 2017
Inflation		
Annual	1,05%	-0,22%
Monthly	-0,15%	-0,27%
Accumulated	0,96%	-0,38%
Foreign trade		
Exports (FOB USD millions)	jan - nov 2016	jan - nov 2017
Total	15.210	17.363
Oil	4.899	6.271
Non-oil	10.312	11.092
Imports (FOB USD millions)	jan - nov 2016	jan - nov 2017
Total	14.050	17.336
Oil	2.216	2.899
Non-oil	11.834	14.437
Balance trade (FOB USD millions)	jan - nov 2016	jan - nov 2017
Total	1.160	27
Oil	2.683	3.372
Non-oil	-1.523	-3.345
Oil	jan - nov 2016	jan - nov 2017
WTI (average price)	\$ 42,41	\$ 50,27
	nov 2016	nov 2017
Foreign Currency Exchange		
USD/EURO	0,94	0,84
USD/COP	3.165	3.006
USD/PEN	3,42	3,23
USD/BRL	3,41	3,22
	sep 2016	sep 2017
Labor Market		
Working-age population	11.639.325	11.879.564
Economically Active Population	8.057.159	8.181.049
Employed population	7.637.986	7.842.471
Appropriate Employment	3.154.513	3.303.565
Underemployment	1.560.342	11.679.858
Unpaid Employment	834.147	823.329
Other non-full Employment	2.063.849	2.020.779
Unclassified Employment	25.135	14.940
Unemployment	419.173	338.577
Economically Inactive Population	3.582.166	3.698.515

Source: Banco Central del Ecuador, Instituto Nacional de Estadística y Censos, 2017.
Elaboration: Asociación de Empresas Automotrices del Ecuador (AEADE).

Number of vehicles

Light **1'965.538**

968.900 **419.350** **577.288**



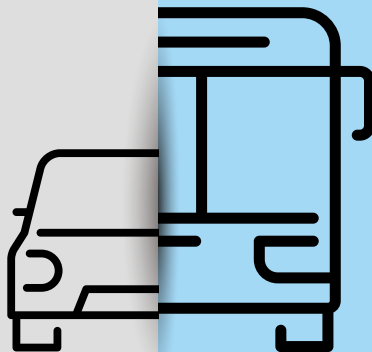
Automobile



SUV



Pickups



Commercial **301.806**

223.068* **33.093** **45.645**



Truck



Bus



Van

*The information corresponds to all kind of trucks including those with load capacity below 3.5 tons which are not considered heavy load trucks.

Vehicle fleet age

Average age: 16,2 years

1 - 5

5 - 10

10 - 15

15 - 20

20 - 25

25 - 30

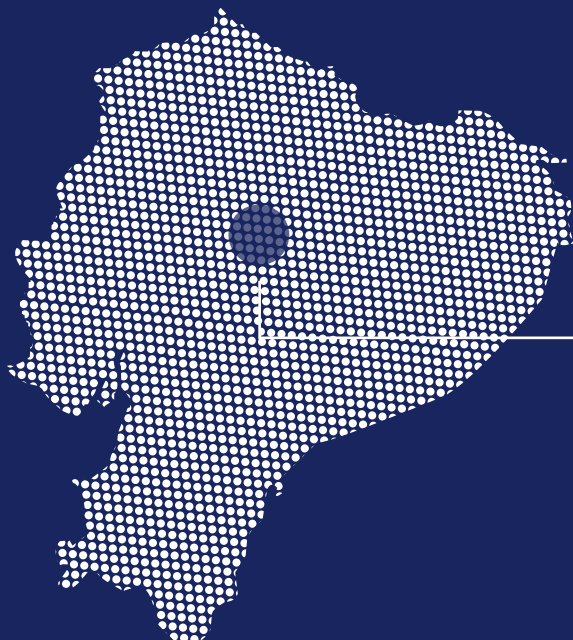
30 - 35

35 +

81.309	654.861	486.136	236.530	196.612	207.400	71.764	93.797	238.935
3,59%	28,88%	21,44%	10,43%	8,67%	9,15%	3,17%	4,14%	10,54%

TOTAL: 2'267.344

Geographic location



PICHINCHA	750.716
GUAYAS	576.928
AZUAY	161.164
TUNGURAHUA	128.758
MANABÍ	106.262
IMBABURA	67.732
CHIMBORAZO	61.573
EL ORO	61.299
LOS RÍOS	56.729
COTOPAXI	55.586
LOJA	54.367
SANTO DOMINGO	42.504
CAÑAR	36.844
ESMERALDAS	24.509
CARCHI	22.958
BOLÍVAR	14.886
SUCUMBIOS	9.032
ORELLANA	8.329
PASTAZA	7.839
MORONA SANTIAGO	5.343
NAPO	4.802
SANTA ELENA	4.615
ZAMORA CHINCHIPE	3.907
GALÁPAGOS	662



AUTOPLUS

Automotive Business Intelligence



LLANTA PLUS



MOTO PLUS



CREDI PLUS



IMPOR PLUS

¡Buy your plan now!



(02) 226 9052 / 226 9056 / 226 4925 / 226 4927



099 261 4120



autoplus@aeade.net



@AEADE.EC



www.aeade.net



@AEADE.EC



@AeadeEc



AEADEecuador



AEADE