

June 2018 - **No. 21**

AUTOMOTIVE SECTOR

in figures

SIGN UP!

Automotive Sector in Figures

is a publication exclusively
for AEADE affiliates .

If you would like to receive complete information,
contact us at aeade@aeade.net or 02-2269052

www.aeade.net

Núñez De Vela E 3-13 and Atahualpa
Torre del Puente Building, Floor 10.

Phone: 02 226 9052 / 226 9056 / 226 4925 / 226 4927

Quito - Ecuador

Genaro Baldeón, **Executive President**
(Chief Executive Officer) CEO
Óscar Calahorrano, **Director of Operations**
(Chief Operations Officer) COO
Alberto Reza, **Technical Coordinator**
Mauricio Larco, **Market Analyst**
María Grazzia Pérez, **Designer**

Board members



Pablo Ordoñez, **President**
Fausto Baca, **Vicepresident**
Ramiro Cornejo, **Director**
Daniel Espinosa, **Director**
Gil Malo, **Director**
Marcelo García, **Director**
Hernando Chiriboga, **Director**
Andrés Salas, **Director**
Jacqueline Cevallos, **Director**
Renato Terán, **Director**

Published on June 14th 2018

www.aeade.net

Núñez de Vela E3-13 and Atahualpa
Torre del Puente Building, Floor 10

Phone: 226 9052 / 226 9056 / 226 4925 / 226 4927

 @AEADE.EC
 @AeadeEc

Sector composition



Assembly companies



Auto parts companies



Importers and sellers



Bodywork construction companies



Companies dedicated to other **automobile commerce activities** (maintenance, repair, spare-part sales, etc)

4

companies

92

Companies

1.271 companies
new and used car dealers

137 establishments
motorcycle stores

81

companies

3.126

automotive
commerce stores

Source: Superintendencia de Compañías, 2016



Employment



1.534



4.710



13.971



592



35.994

Total employment generated: 56.801

Source: Encuesta Nacional de Empleo, Desempleo y Subempleo (ENEMDU), 2016; Instituto Ecuatoriano de Seguridad Social (IESS), 2016

2011 1.184 millions

2012 1.152 millions

2013 1.180 millions

2014 1.317 millions

2015 1.111 millions

2016 895 millions

2017 1.221 millions

369
millions

206
millions

195
millions

191
millions

111
millions

69
millions

68
millions

7
millions

5
millions



Advalorem



Value-added tax



Special Consumption Tax (SCT) Ad Valorem



Motor vehicle excise



Ecotax



Foreign Transaction (FX) Fee



Income tax



FODINFA (Child care and development fund)



Safeguard tax



Ecuador's summary



Macroeconomic figures

Total trade balance (jan - apr 2018):	\$235 million USD FOB
Average oil price WTI (jan - apr 2018):	\$63,73
Annual inflation (apr 2018):	-0,78%
Annual GDP variation (2017 / 2016):	3,0%

Source: Banco Central del Ecuador (BCE), 2018



Credit (january - april 2018)



Regular consumption:
\$97 million USD



Priority consumption:
\$827 million USD

Source: Superintendencia de Bancos, 2018



Light vehicle* and commercial vehicle** market



Imports:
(January - April 2018)
30.567
units



Production:
(January - April 2018)
12.097
units



Exports:
(January - April 2018)
429
units



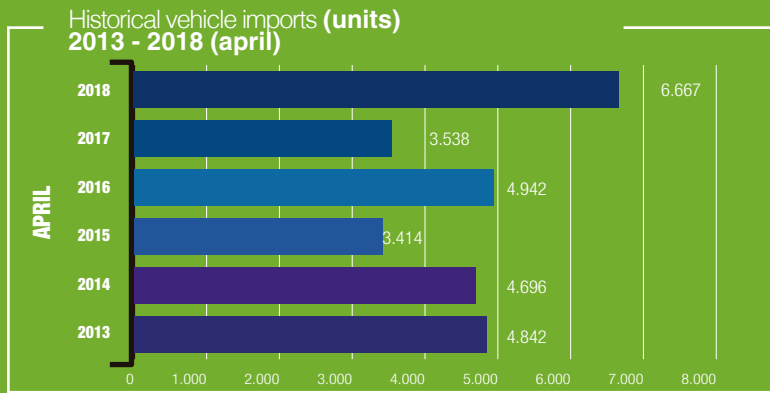
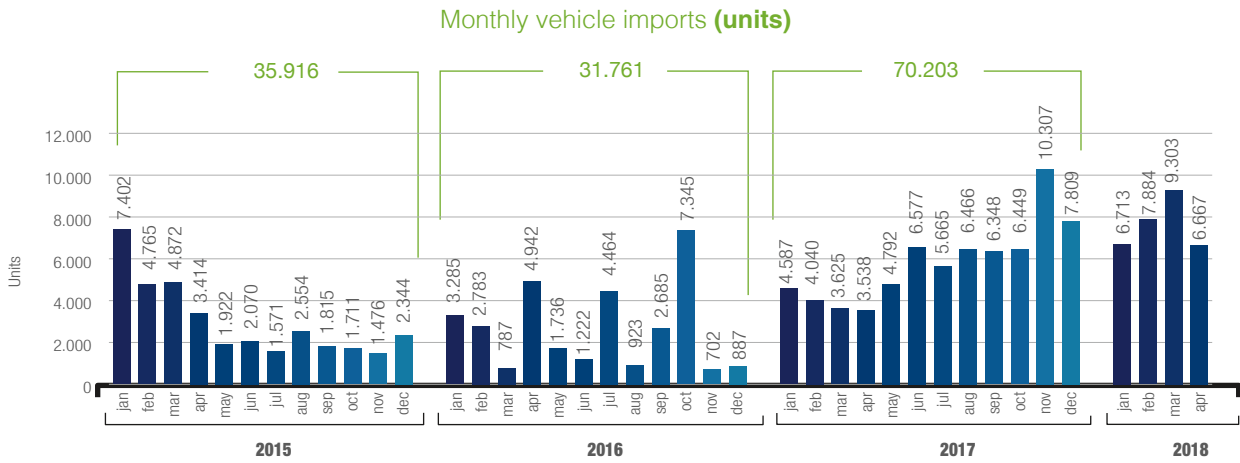
Sales:
(January - May 2018)
55.690
units

*Light vehicles: automobiles, pickups, SUV

**Commercial vehicles: VAN, trucks, buses

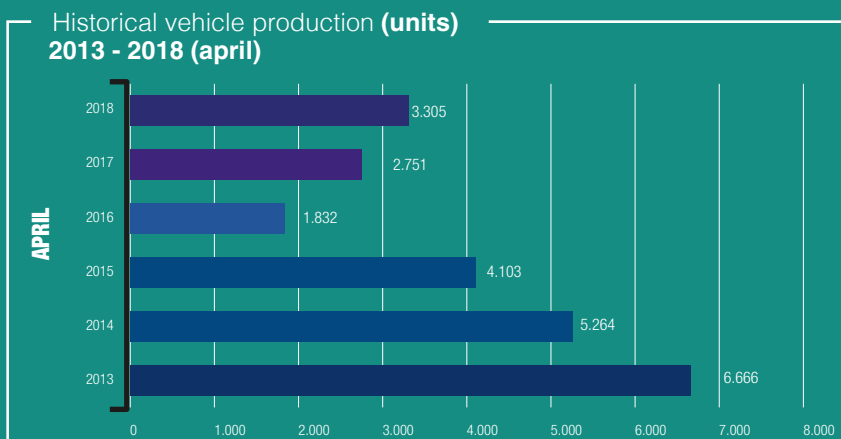
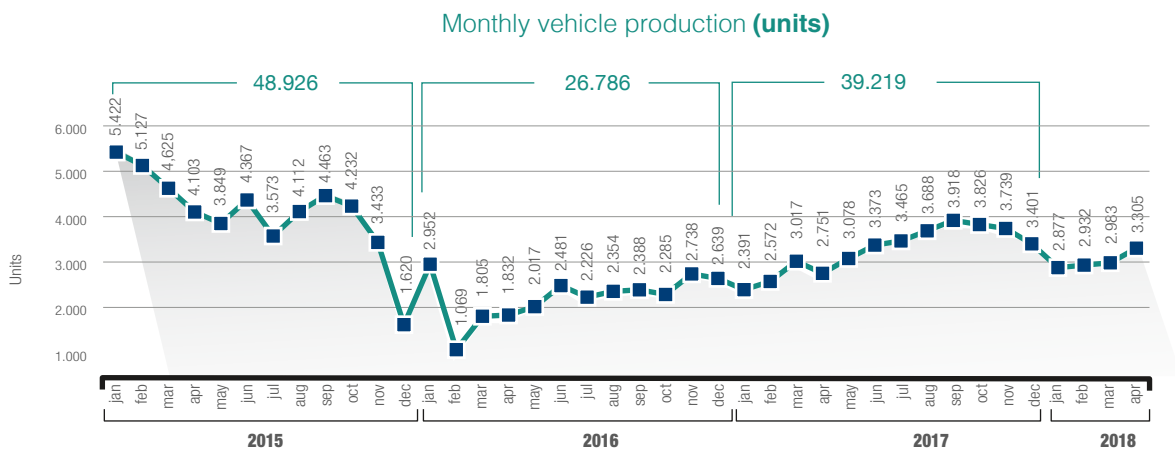
Source: Servicio Nacional de Aduana del Ecuador (SENAE), 2018; Cámara de la Industria Automotriz del Ecuador (CINAE), 2018; Asociación de Empresas Automotrices del Ecuador (AEADE), 2018

Vehicle imports



Source: Servicio Nacional de Aduana del Ecuador (SENAE), 2018

Vehicle production*



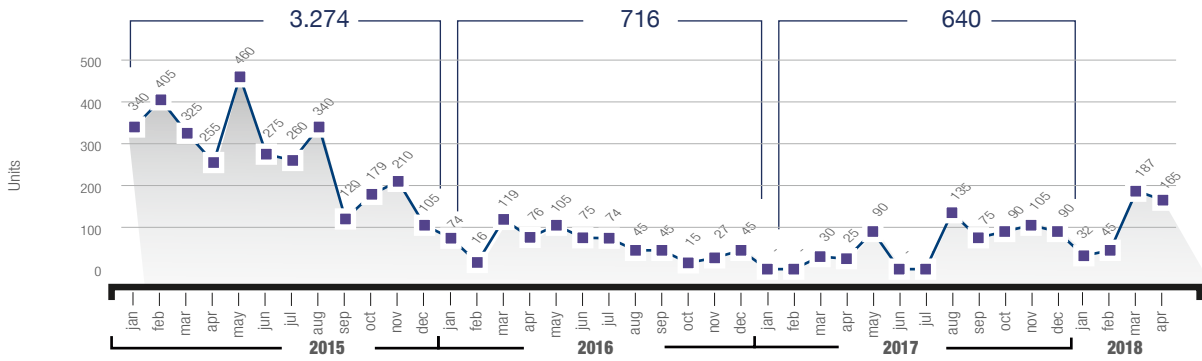
*Does not include the production of CIAUTO assembly company.

Source: Cámara de la Industria Automotriz Ecuatoriana (CINAE), 2018

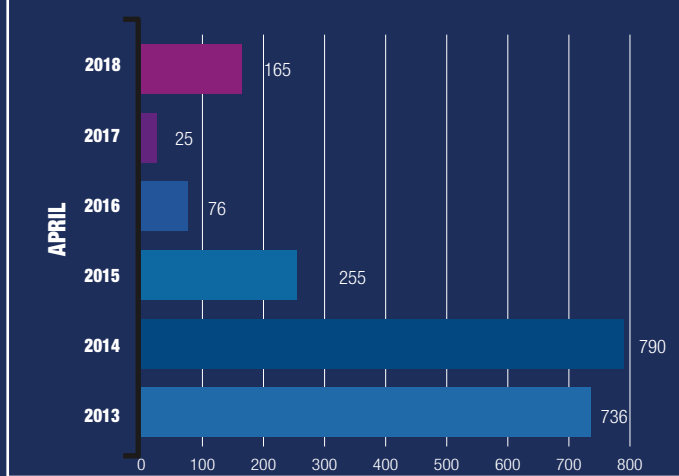


Vehicle exports

Monthly vehicle exports (units)



Historical vehicle exports (units) 2013 - 2018 (april)

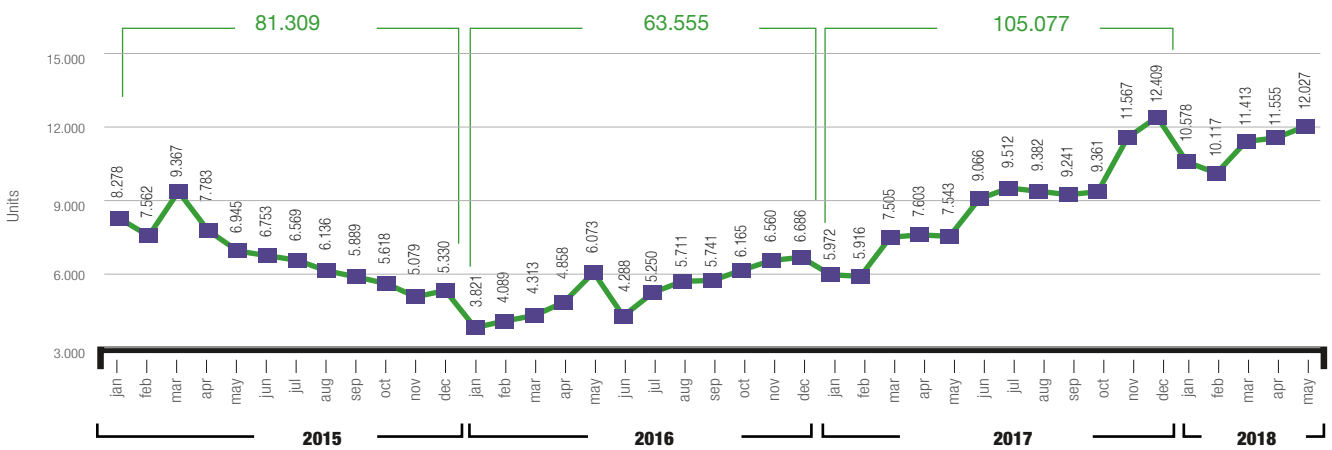


Source: Cámara de la Industria Automotriz del Ecuador (CINAE), 2018

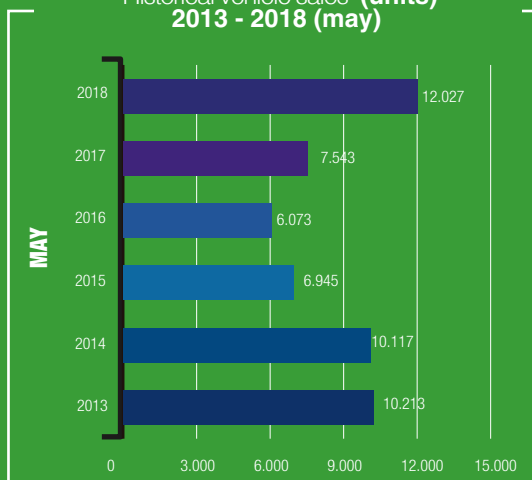


Vehicle sales

Monthly vehicle sales (units)



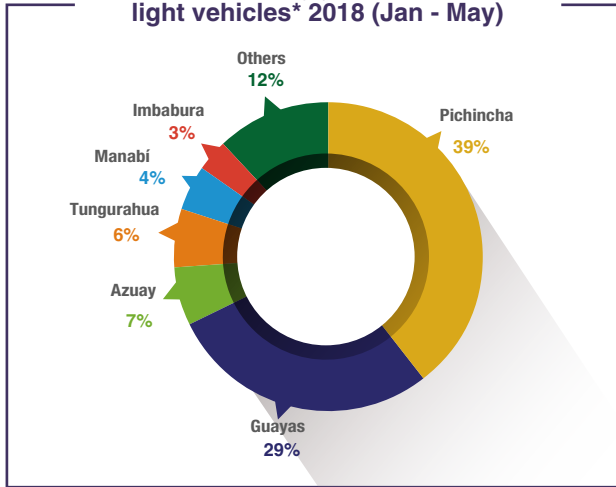
Historical vehicle sales (units) 2013 - 2018 (may)



Source: Asociación de Empresas Automotrices del Ecuador (AEADE), 2018; AUTOPLUS, 2018

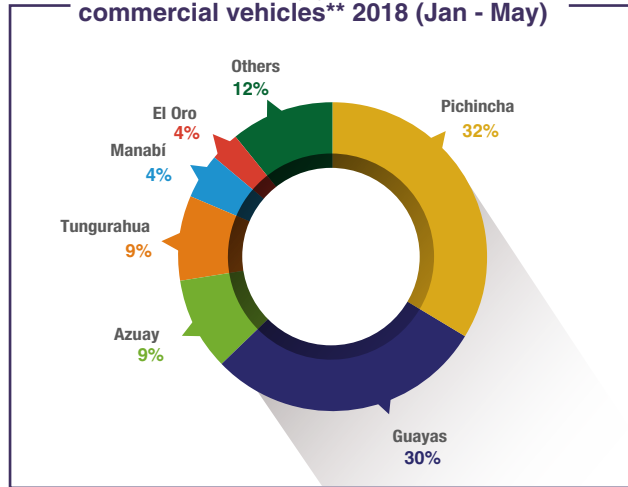
Vehicle sales

Market share by province (units),
light vehicles* 2018 (Jan - May)



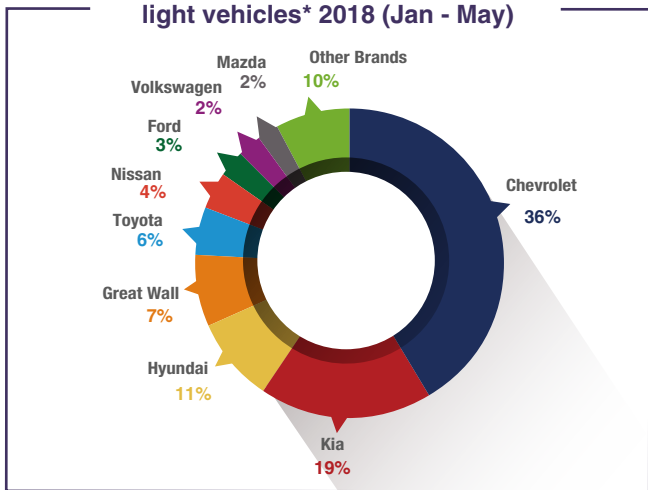
*Light vehicles: automobiles, pickups, SUV

Market share by province (units),
commercial vehicles** 2018 (Jan - May)



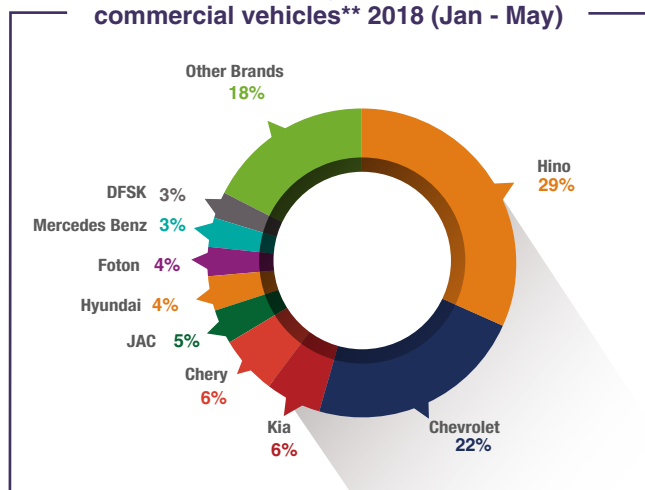
**Commercial vehicles: VAN, trucks, buses

Market share by brand (units),
light vehicles* 2018 (Jan - May)



*Light vehicles: automobiles, pickups, SUV

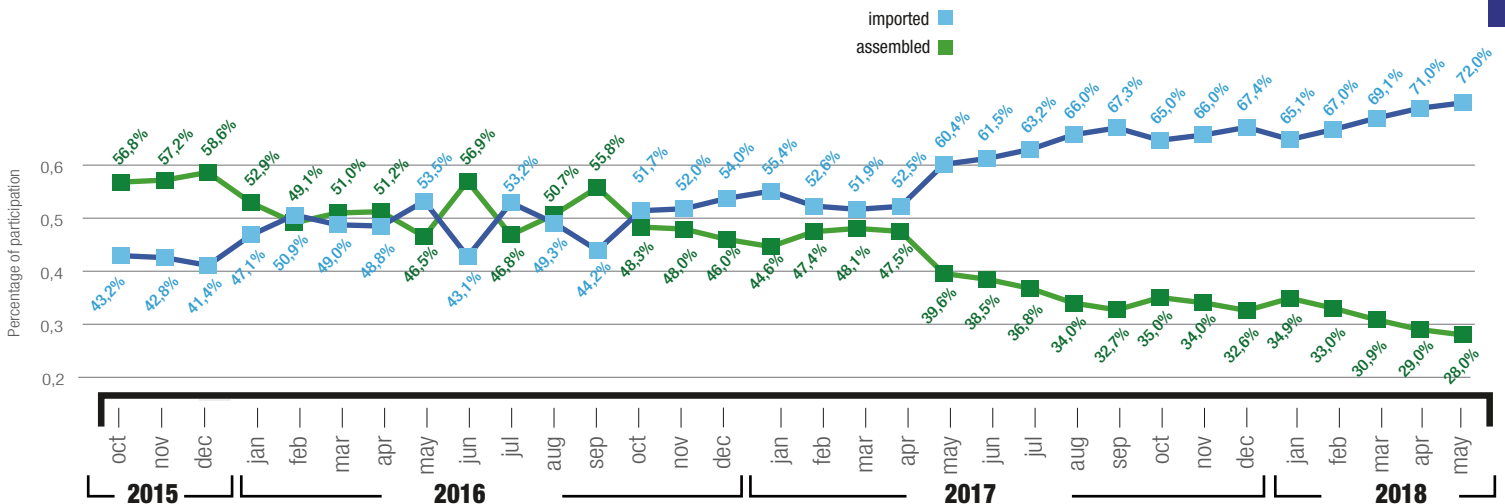
Market share by brand (units),
commercial vehicles** 2018 (Jan - May)



**Commercial vehicles: VAN, trucks, buses

Source: Asociación de Empresas Automotrices del Ecuador (AEADE), 2018; AUTOPLUS, 2018

Market share. Imported vs assembled (units)



Source: Asociación de Empresas Automotrices del Ecuador (AEADE), 2018; AUTOPLUS, 2018

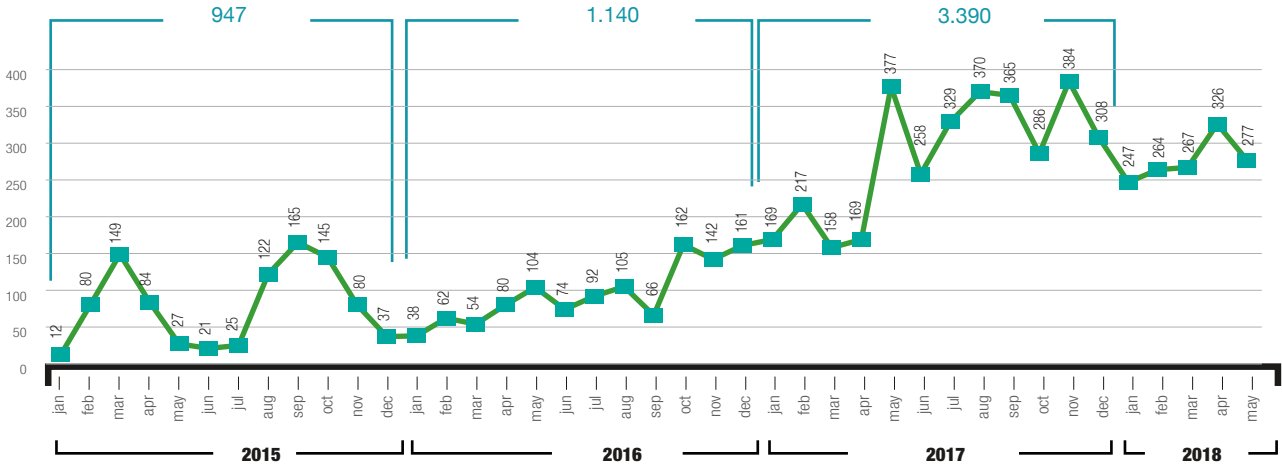


New Technologies

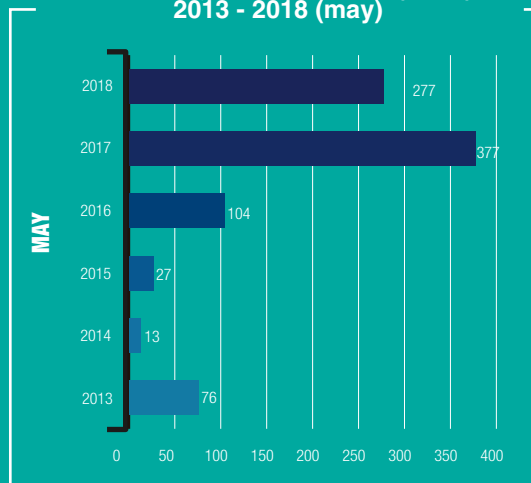


Hybrid Vehicles

Monthly hybrid vehicle sales (units)



Historical hybrid vehicle sales (units) 2013 - 2018 (may)

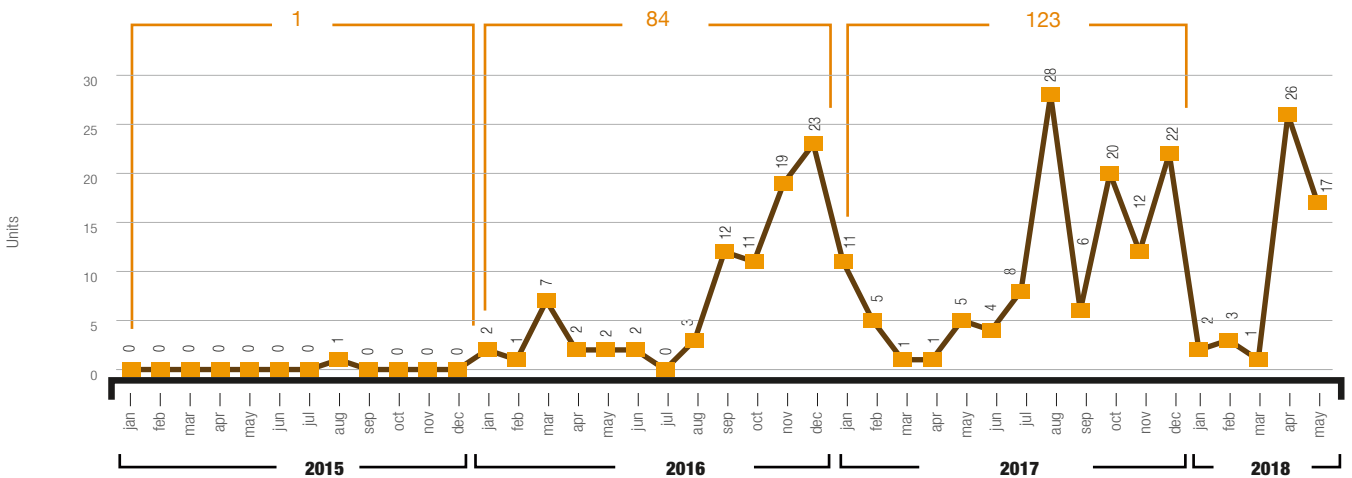


Source: Asociación de Empresas Automotrices del Ecuador (AEADE), 2018; AUTOPLUS, 2018

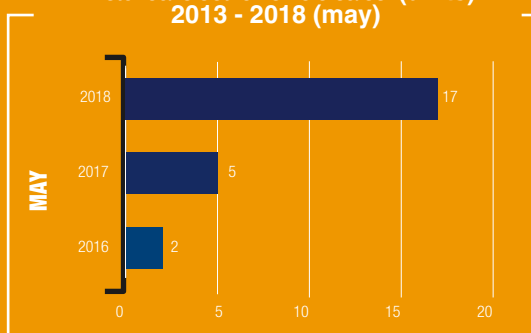


Electric Vehicles

Monthly electric vehicle sales (units)



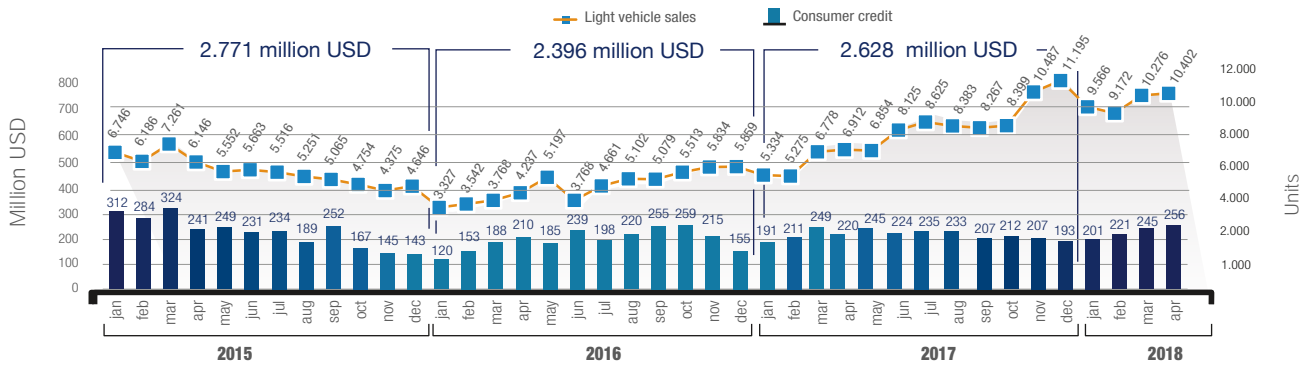
Historical electric vehicle sales (units) 2013 - 2018 (may)



Source: Asociación de Empresas Automotrices del Ecuador (AEADE), 2018; AUTOPLUS, 2018

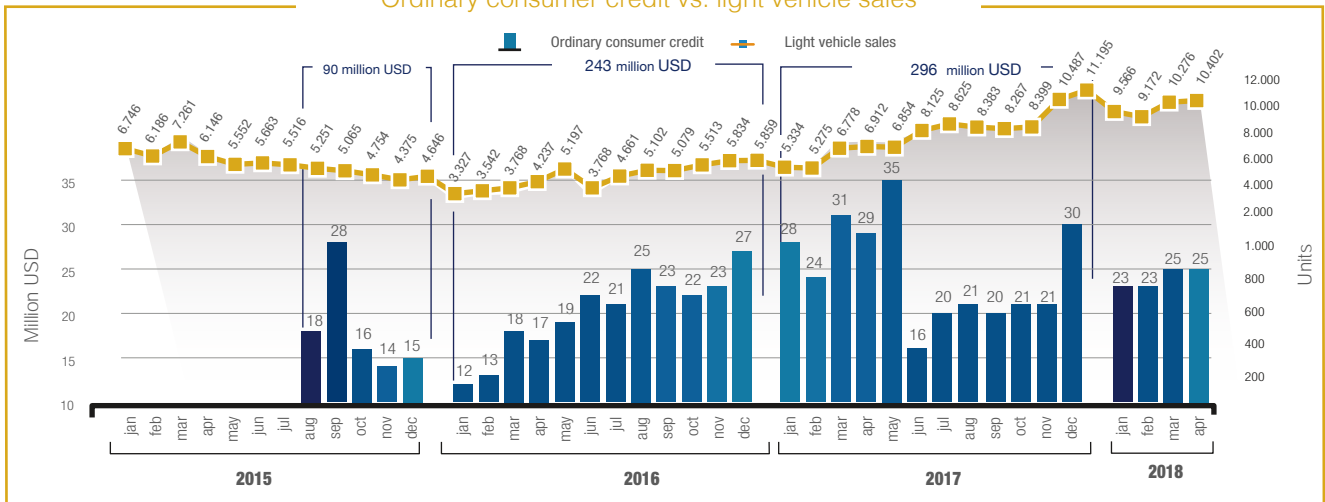
Credit

Consumer credit vs. light vehicle sales*



*Light vehicles: automobiles, pickups, SUV

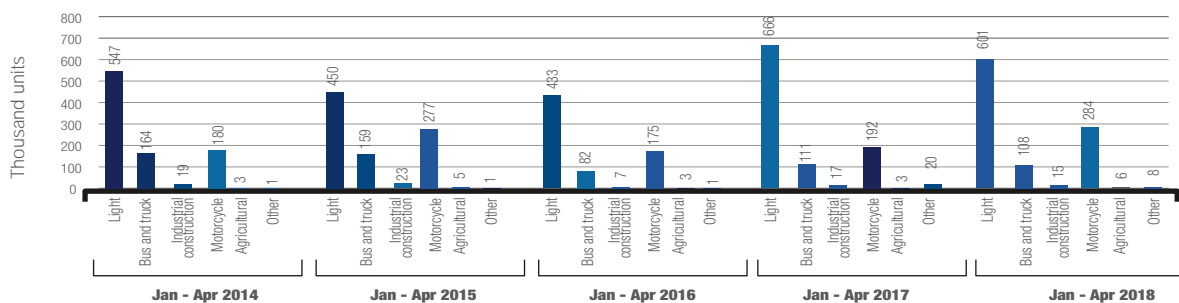
Ordinary consumer credit vs. light vehicle sales*



*Light vehicles: automobiles, pickups, SUV

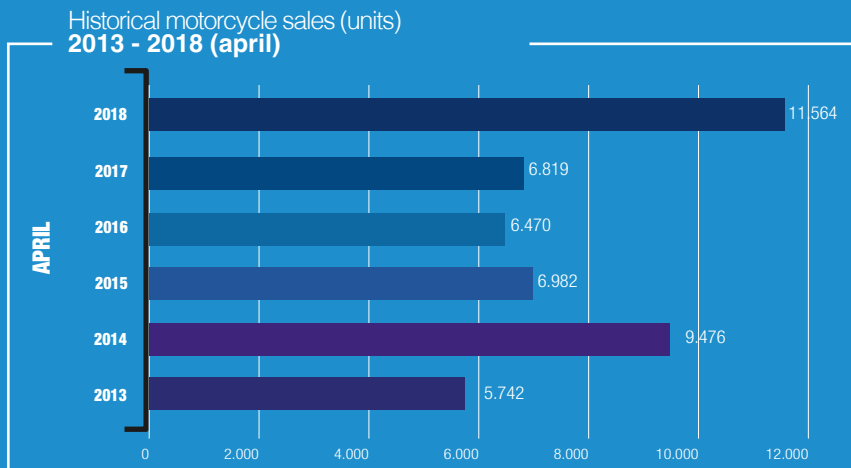
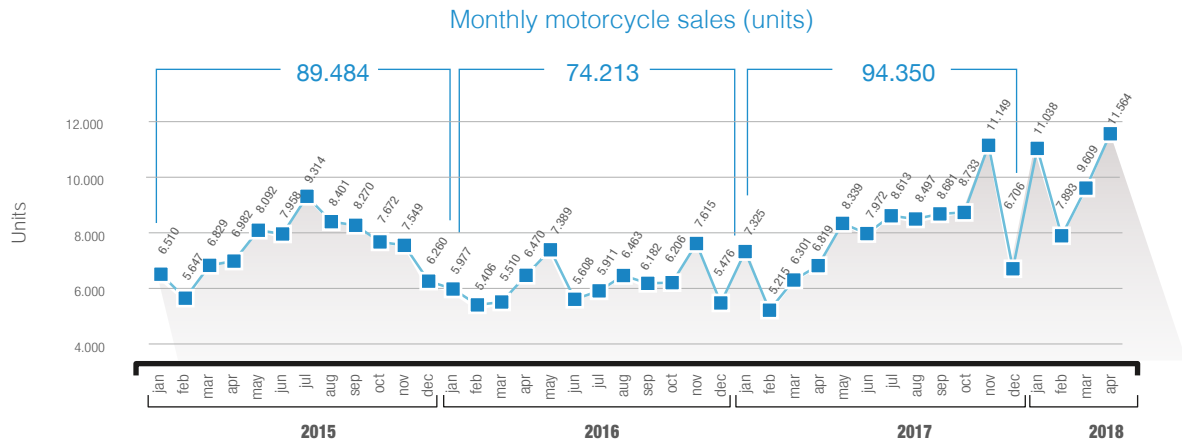
Tires

Total tires imports by segment (thousand units)





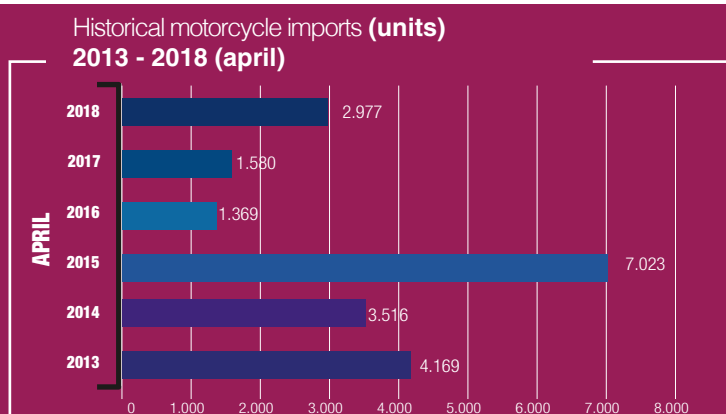
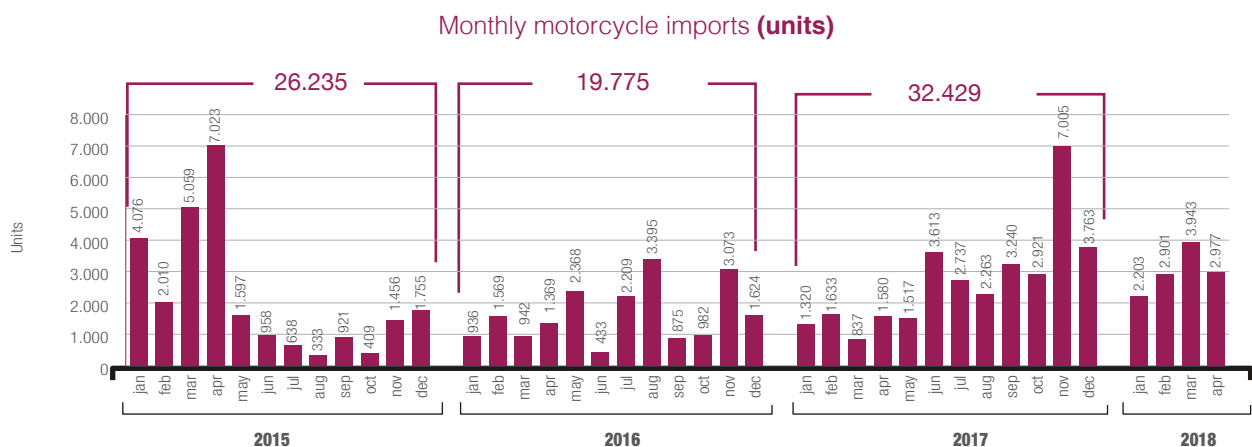
Motorcycle sales



Source: Base de Matriculación del Servicio de Rentas Internas (SRI), 2018



Motorcycle imports



Source: Servicio Nacional de Aduana del Ecuador (SENAE), 2018



Macroeconomic figures

GDP	jan - dec 2016	jan - dec 2017
Real GDP (USD millions of 2007)	69.068	71.139
Nominal GDP (USD millions)	98.614	103.057
Variation of real GDP	-1,6%	3,0%
	apr 2017	apr 2018
Inflation		
Annual	1,09%	-0,78%
Monthly	0,43%	-0,14%
Accumulated	0,86%	0,27%
Foreign trade		
Exports (FOB USD millions)	jan - apr 2017	jan - apr 2018
Total	6.327	7.054
Oil	2.238	2.708
Non-oil	4.088	4.346
Imports (FOB USD millions)	jan - apr 2017	jan - apr 2018
Total	5.619	6.819
Oil	974	1.234
Non-oil	4.646	5.584
Balance trade (FOB USD millions)	jan - apr 2017	jan - apr 2018
Total	707	235
Oil	1.265	1.474
Non-oil	-558	-1.238
	jan - apr 2017	jan - apr 2018
Oil		
WTI (average price)	\$ 51,64	\$ 63,73
	apr 2017	apr 2018
Foreign Currency Exchange		
USD/EURO	0,92	0,83
USD/COP	2.945	2.805
USD/PEN	3,24	3,24
USD/BRL	3,19	3,46
	mar 2016	mar 2017
Labor Market		
Working-age population	11.726.450	11.984.847
Economically Active Population	8.084.382	8.164.425
Employed population	7.728.968	7.802.374
Appropriate Employment	3.112.953	3.356.562
Underemployment	1.726.030	1.498.139
Unpaid Employment	879.801	831.628
Other non-full Employment	1.994.537	2.096.972
Unclassified Employment	15.648	19.073
Unemployment	355.414	362.051
Economically Inactive Population	3.642.068	3.820.422

Source: Banco Central del Ecuador (BCE), 2018; Instituto Nacional de Estadísticas y Censos (INEC), 2018
Elaboration: Asociación de Empresas Automotrices del Ecuador (AEADE)

Number of vehicles

Light **1'965.538**

968.900



Automobile

419.350

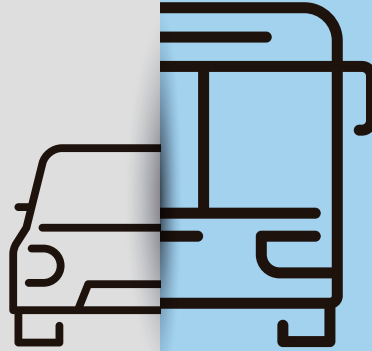


SUV

577.288



Pickups



Commercial **301.806**

223.068*



Truck

33.093



Bus

45.645



Van

*The information corresponds to all kind of trucks including those with load capacity below 3.5 tons which are not considered heavy load trucks.

Vehicle fleet age

Average age: 16,2 years

1 - 5

5 - 10

10 - 15

15 - 20

20 - 25

25 - 30

30 - 35

35 +

81.309

654.861

486.136

236.530

196.612

207.400

71.764

93.797

238.935

3,59%

28,88%

21,44%

10,43%

8,67%

9,15%

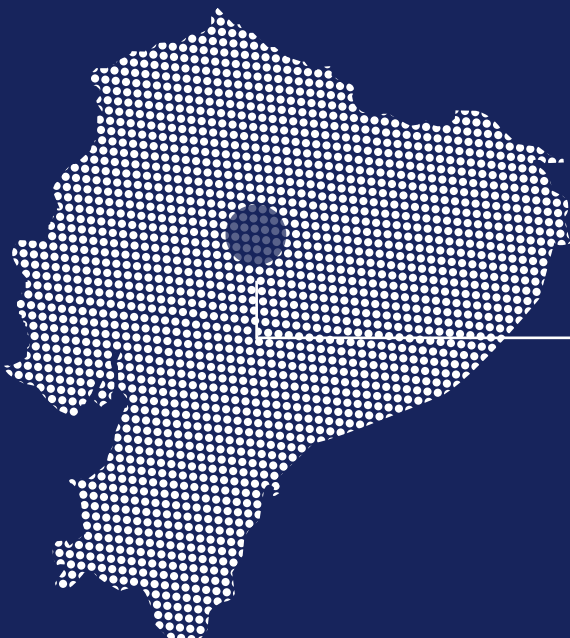
3,17%

4,14%

10,54%

TOTAL: 2'267.344

Geographic location



PICHINCHA	750.716
GUAYAS	576.928
AZUAY	161.164
TUNGURAHUA	128.758
MANABÍ	106.262
IMBABURA	67.732
CHIMBORAZO	61.573
EL ORO	61.299
LOS RÍOS	56.729
COTOPAXI	55.586
LOJA	54.367
SANTO DOMINGO	42.504
CAÑAR	36.844
ESMERALDAS	24.509
CARCHI	22.958
BOLÍVAR	14.886
SUCUMBIOS	9.032
ORELLANA	8.329
PASTAZA	7.839
MORONA SANTIAGO	5.343
NAPO	4.802
SANTA ELENA	4.615
ZAMORA CHINCHIPE	3.907
GALÁPAGOS	662



AUTOPLUS

Automotive Business Intelligence



LLANTÁ PLUS



MOTO PLUS



CREDI PLUS



IMPOR PLUS

¡Buy your plan now!



(02) 226 9052 / 226 9056 / 226 4925 / 226 4927



099 261 4120



autoplus@aeade.net



@AEADE.EC



www.aeade.net



@AEADE.EC



@AeadeEc



AEADEecuador



AEADE