



AUTOMOTIVE SECTOR

in figures

SIGN UP!

Automotive Sector in Figures

is a publication exclusively
for AEADE affiliates .

If you would like to receive complete information,
contact us at aeade@aeade.net or 02-2269052

www.aeade.net

Núñez De Vela E 3-13 and Atahualpa
Torre del Puente Building, Floor 10.

Phone: 02 226 9052 / 226 9056 / 226 4925 / 226 4927

Quito - Ecuador

Genaro Baldeón, **Executive President**
(Chief Executive Officer) CEO

Alberto Reza, **Technical Director**

Mauricio Larco, **Market Analyst**

Melany Corella, **Technical Analyst**

Doménica Pardo, **Technical Assistant**

Roosevelt Sandoval, **Communication Coordinator**

María Grazzia Pérez, **Designer**

Published on April 10th 2019

Board members

Nicolás Espinosa, **President**

Ángel Guarderas, **Vicepresident**

Jeffrey Cadena, **Director**

Paúl Chávez, **Director**

Fabián Eguiguren, **Director**

Juan Carlos Galarza, **Director**

Ramiro Cornejo, **Director**

Marcelo García, **Director**

Hernando Chiriboga, **Director**

Eduardo Pellegrini, **Director**

www.aeade.net

Núñez de Vela E3-13 and Atahualpa
Torre del Puente Building, Floor 10

Phone: 226 9052 / 226 9056 / 226 4925 / 226 4927

 @AEADE.EC

 @AeadeEc

 AEADEcuador

 AEADE



Employment 2018



Vehicle manufacturing

Activities	# workers
Vehicle, trailer truck and semi-trailer truck manufacturing	1.401
Vehicle bodywork manufacturing	2.231
Automotive parts manufacturing	1.309
Subtotal	4.941



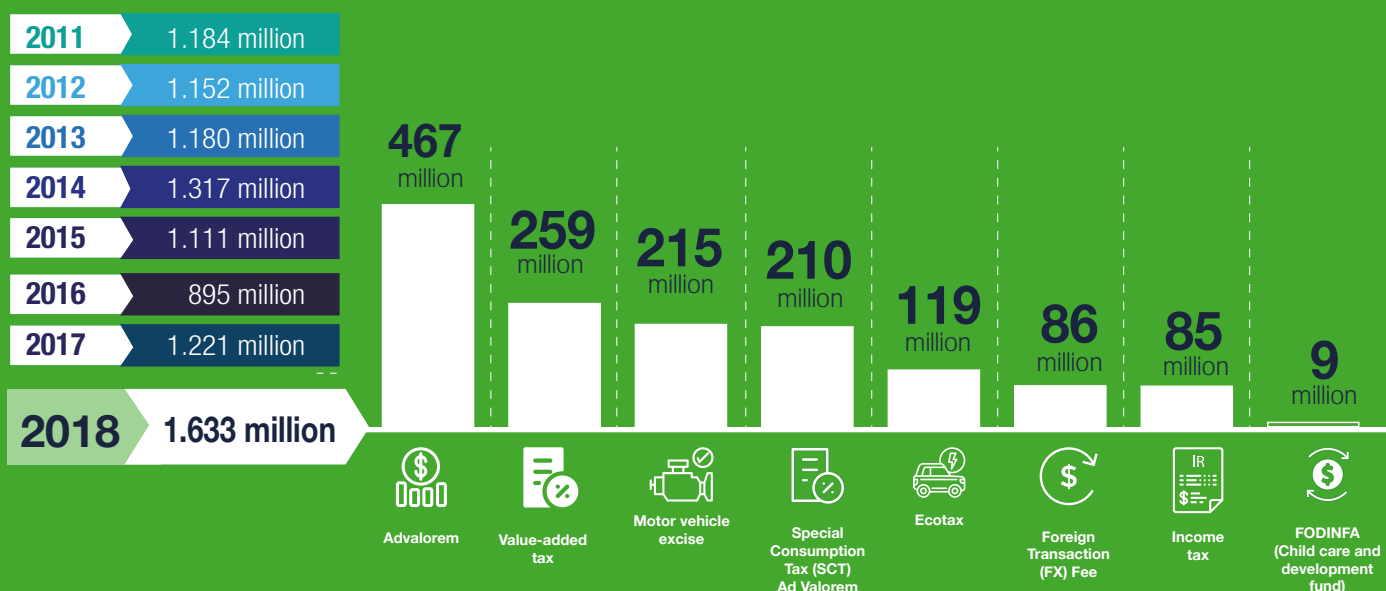
Vehicle and motorcycle sales and repair

Activities	# workers
Vehicle sales	15.610
Vehicle maintenance	22.857
Spare-part sales	22.116
Motorcycle sales and maintenance	2.631
Subtotal	63.214

Total employment generated 2018: 68.115

Source: Laboratorio de Dinámica Laboral y Empresarial del INEC, 2018. Base de datos del IESS

Tributes (importing and assemblers companies)





Ecuador's summary



Macroeconomic figures

Total trade balance (jan - feb 2019):	-\$195 million USD FOB
Average oil price WTI (jan - feb 2019):	\$53,31
Annual inflation (feb 2019):	0,16%
Annual GDP variation (jan - dic 2018 / 2017):	1,4%

Source: Banco Central del Ecuador (BCE), 2019



Credit (january - december 2018)



Regular consumption:
\$291 million USD



Priority consumption:
\$2.499 million USD

Source: Superintendencia de Bancos, 2018



Light vehicle* and commercial vehicle** market



Imports:
(January - February 2019)

16.120
units



Assembled vehicles sales:
(January - March 2019)

6.332
units



Exports:
(January - February 2019)

243
units



Sales:
(January - March 2019)

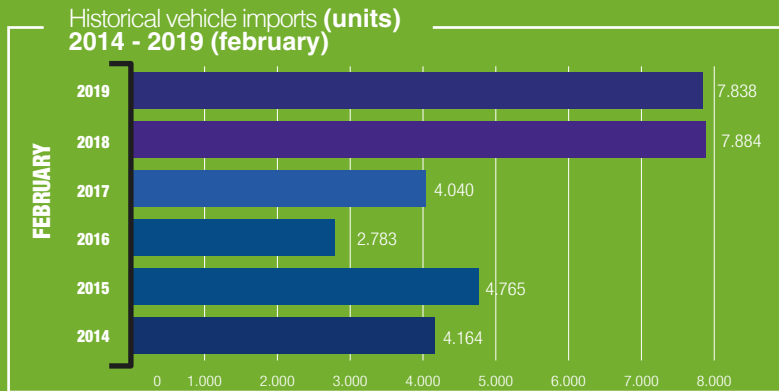
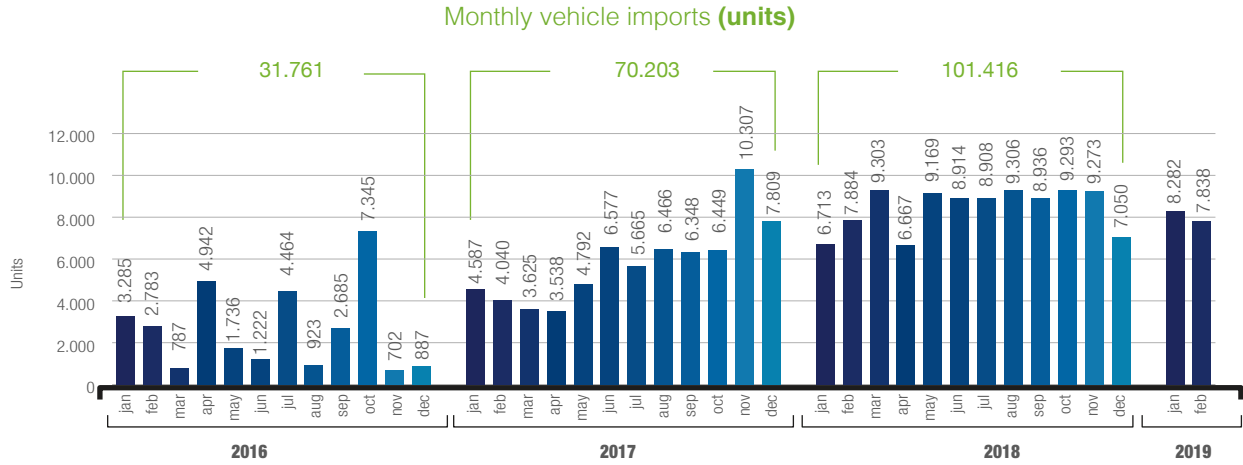
30.668
units

*Light vehicles: automobiles, pickups, SUV

**Commercial vehicles: VAN, trucks, buses

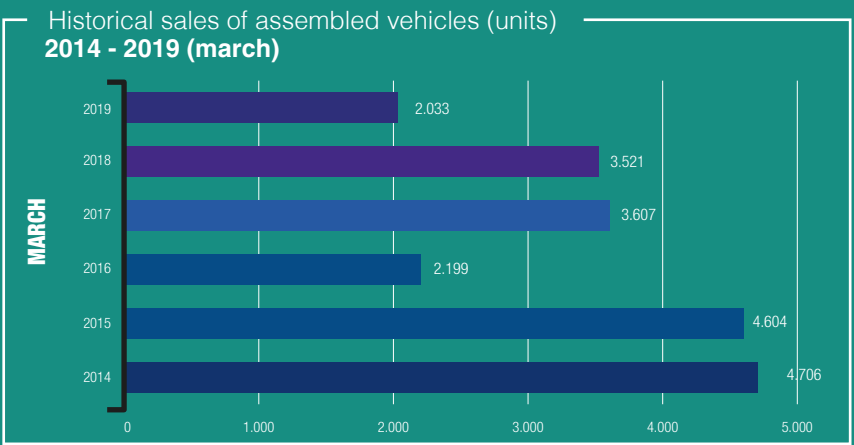
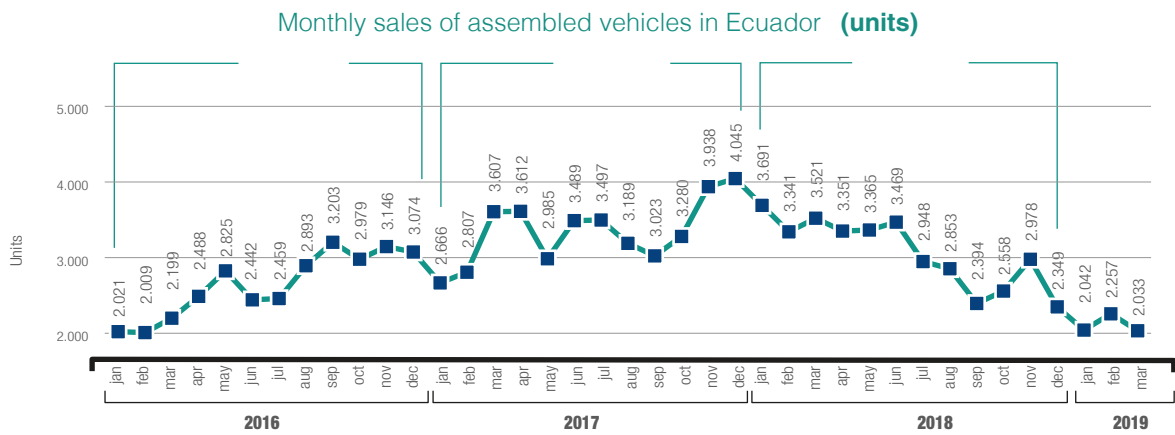
Source: Servicio Nacional de Aduana del Ecuador (SENAE), 2019; Cámara de la Industria Automotriz del Ecuador (CINAE), 2019; Asociación de Empresas Automotrices del Ecuador (AEADE), 2019

Vehicle imports



Source: Servicio Nacional de Aduana del Ecuador (SENAE), 2019

Assembled Vehicles Sales

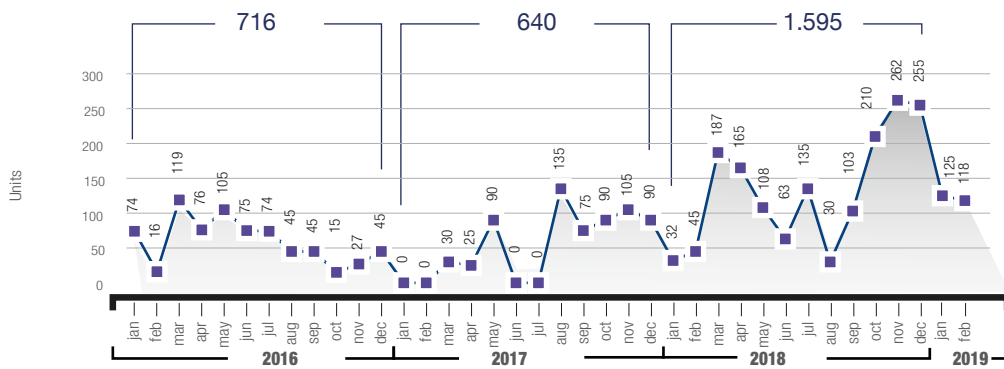


Source: Asociación de Empresas Automotrices del Ecuador (AEADE), 2019; AUTOPLUS, 2019.

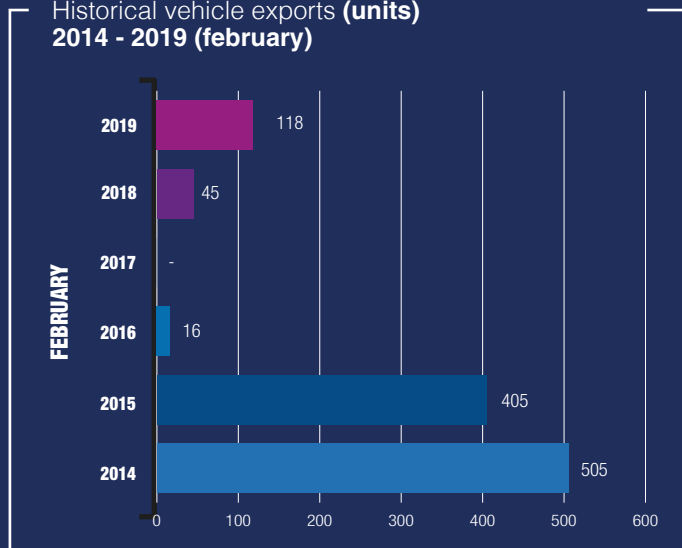


Vehicle exports

Monthly vehicle exports (units)



Historical vehicle exports (units) 2014 - 2019 (february)

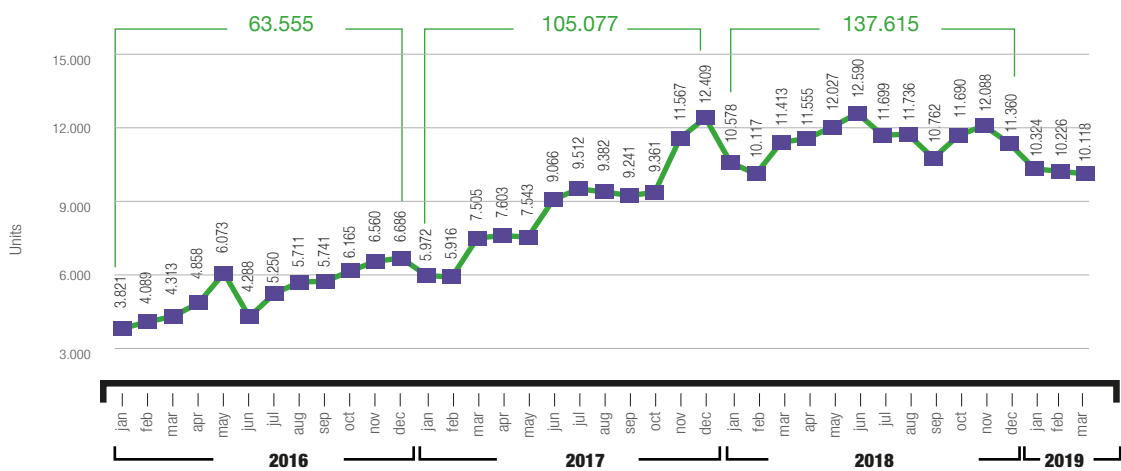


Source: Servicio Nacional de Aduana del Ecuador (SENAE), 2019

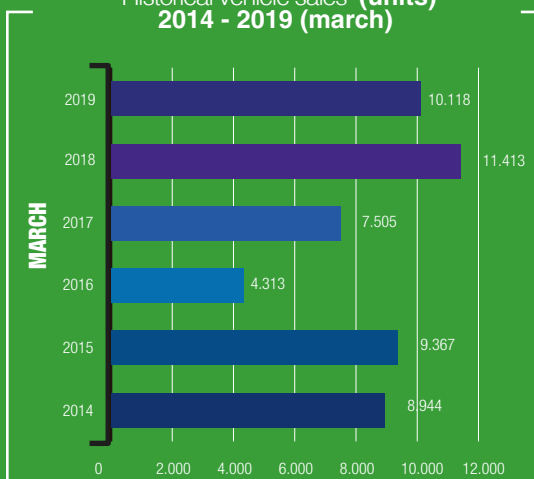


Vehicle sales

Monthly vehicle sales (units)



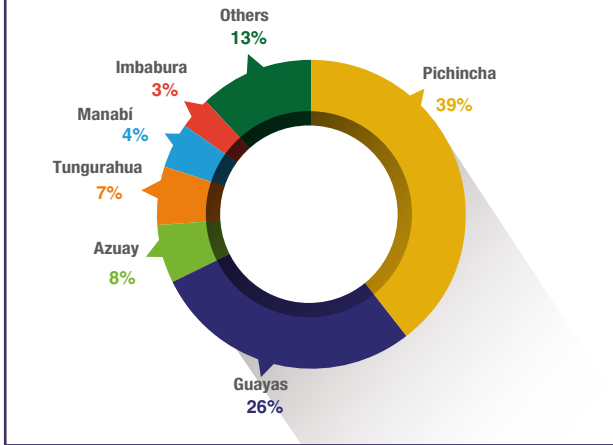
Historical vehicle sales (units) 2014 - 2019 (march)



Source: Asociación de Empresas Automotrices del Ecuador (AEADE), 2019; AUTOPLUS, 2019

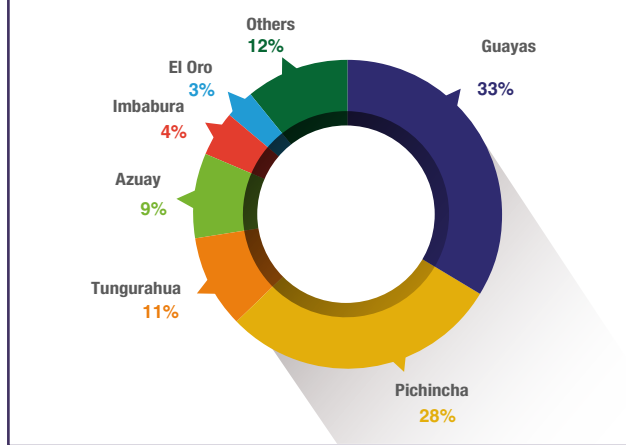
Vehicle sales

Market share by province (units),
light vehicles* 2019 (Jan - Mar)



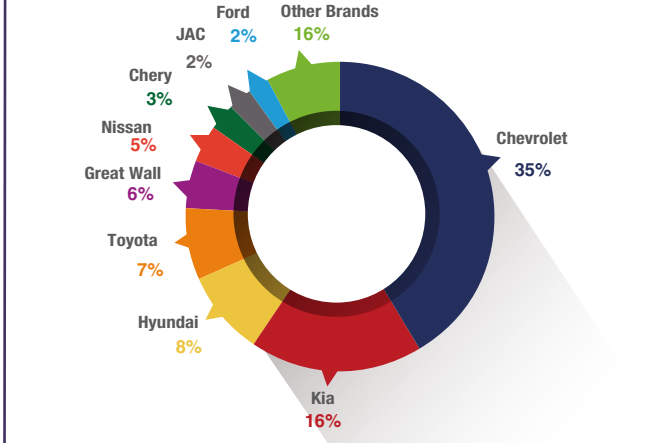
*Light vehicles: automobiles, pickups, SUV

Market share by province (units),
commercial vehicles** 2019 (Jan - Mar)



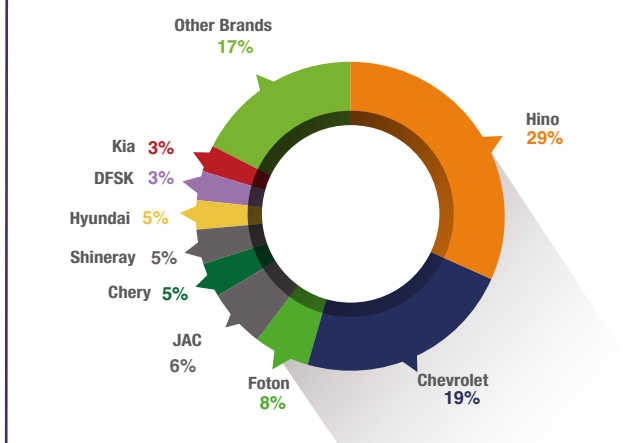
**Commercial vehicles: VAN, trucks, buses

Market share by brand (units),
light vehicles* 2019 (Jan - Mar)



*Light vehicles: automobiles, pickups, SUV

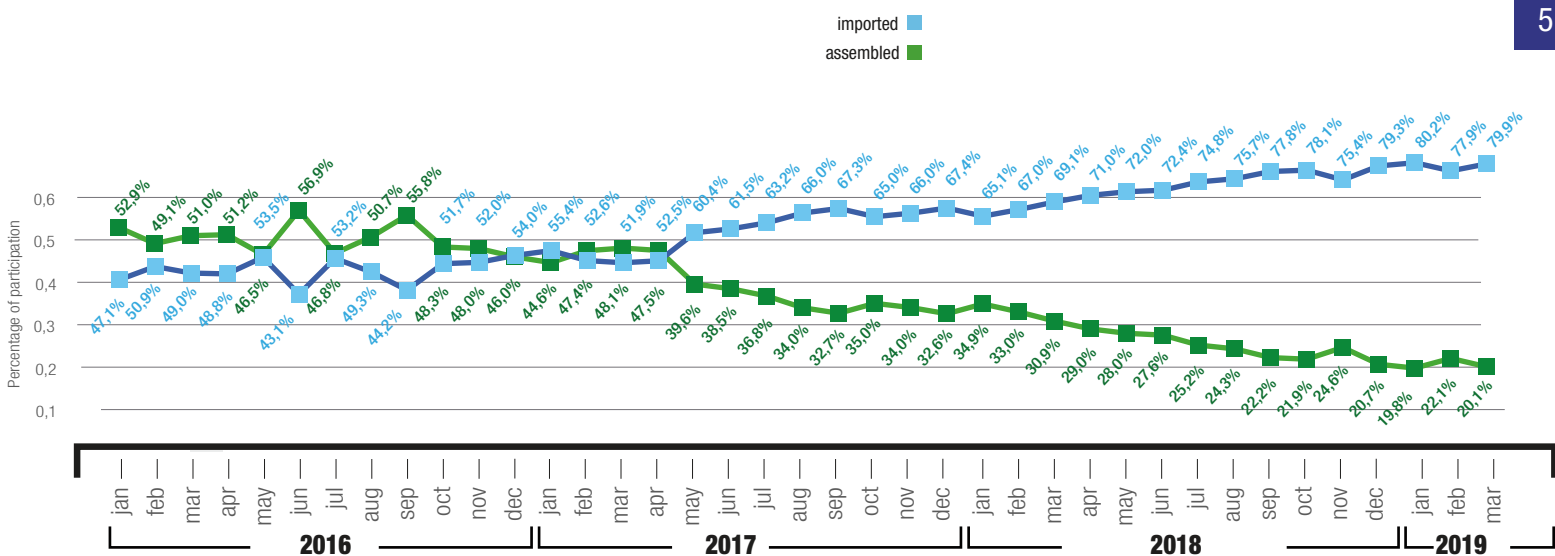
Market share by brand (units),
commercial vehicles** 2019 (Jan - Mar)



**Commercial vehicles: VAN, trucks, buses

Source: Asociación de Empresas Automotrices del Ecuador (AEADE), 2019; AUTOPLUS, 2019.

Market share. Imported vs assembled (units)



Source: Asociación de Empresas Automotrices del Ecuador (AEADE), 2019; AUTOPLUS, 2019.

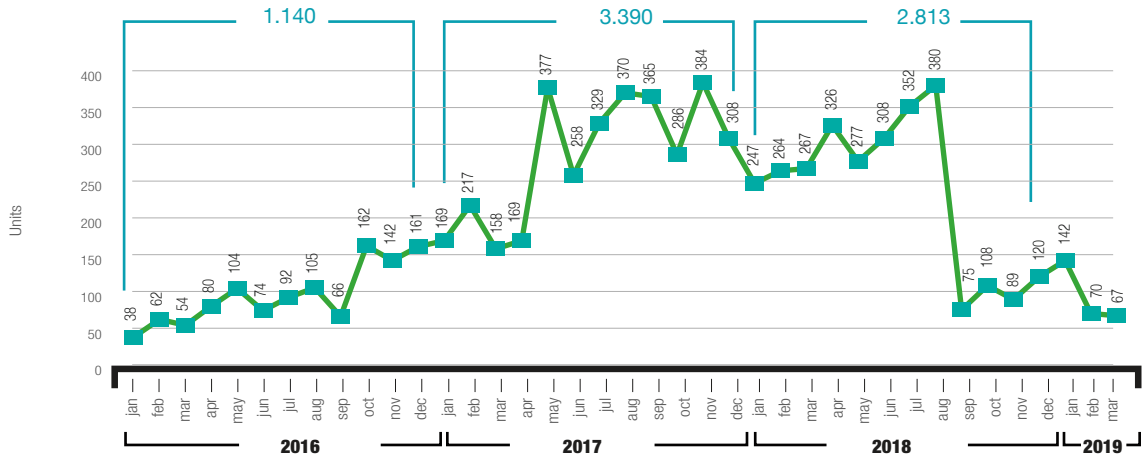


New Technologies

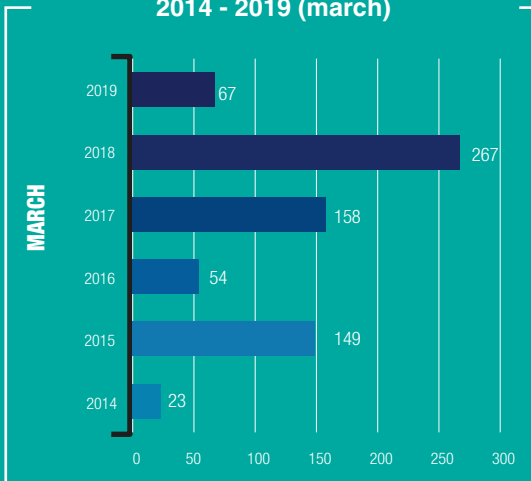


Hybrid Vehicles

Monthly hybrid vehicle sales (units)



Historical hybrid vehicle sales (units) 2014 - 2019 (march)

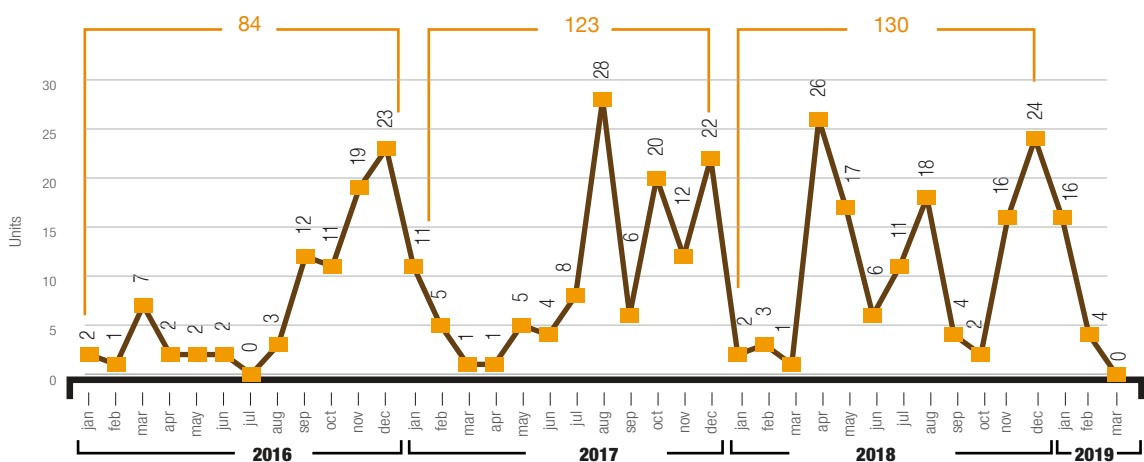


Source: Asociación de Empresas Automotrices del Ecuador (AEADE), 2019; AUTOPLUS, 2019.

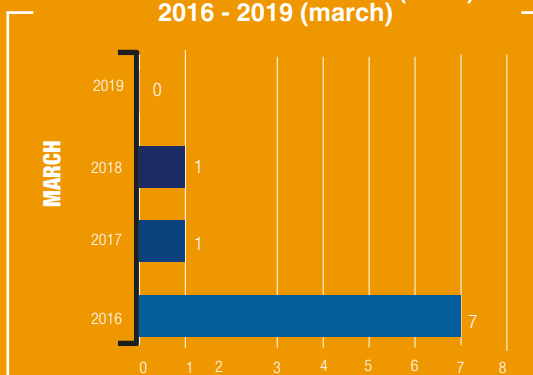


Electric Vehicles

Monthly electric vehicle sales (units)



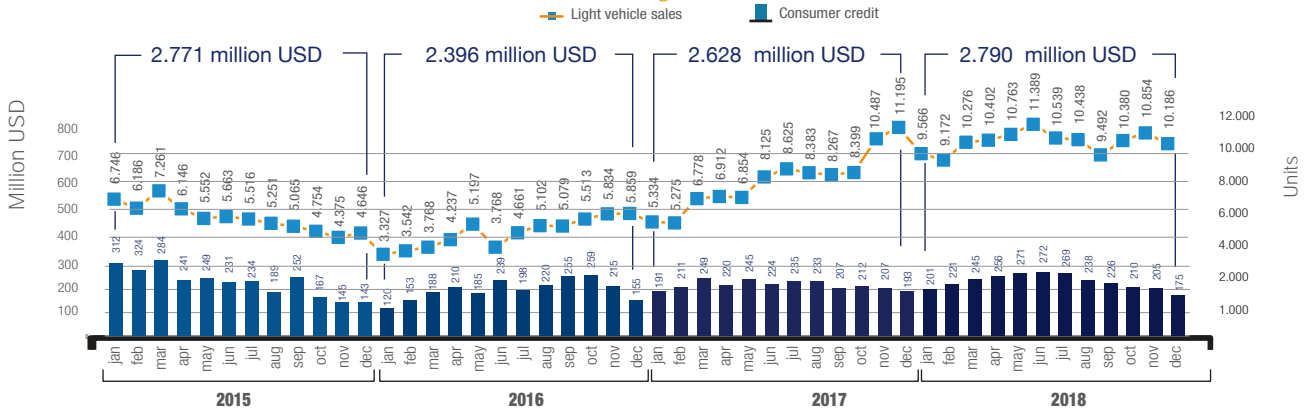
Historical electric vehicle sales (units) 2016 - 2019 (march)



Source: Asociación de Empresas Automotrices del Ecuador (AEADE), 2019; AUTOPLUS, 2019.

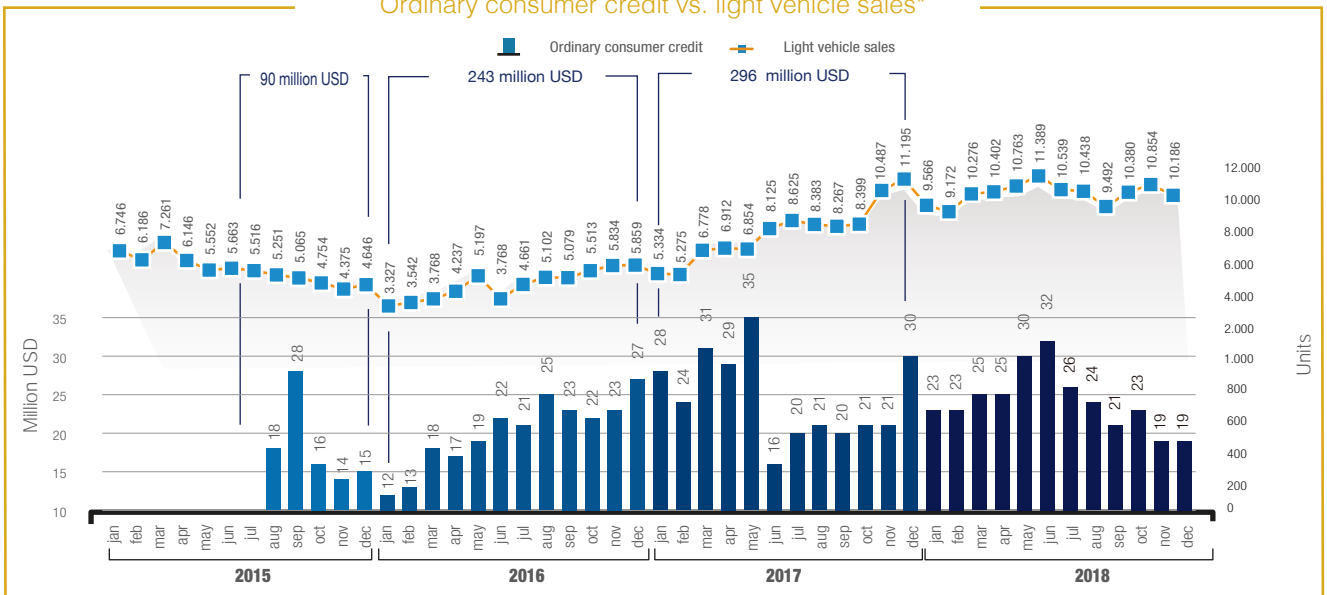
Credit

Consumer credit vs. light vehicle sales*



*Light vehicles: automobiles, pickups, SUV

Ordinary consumer credit vs. light vehicle sales*

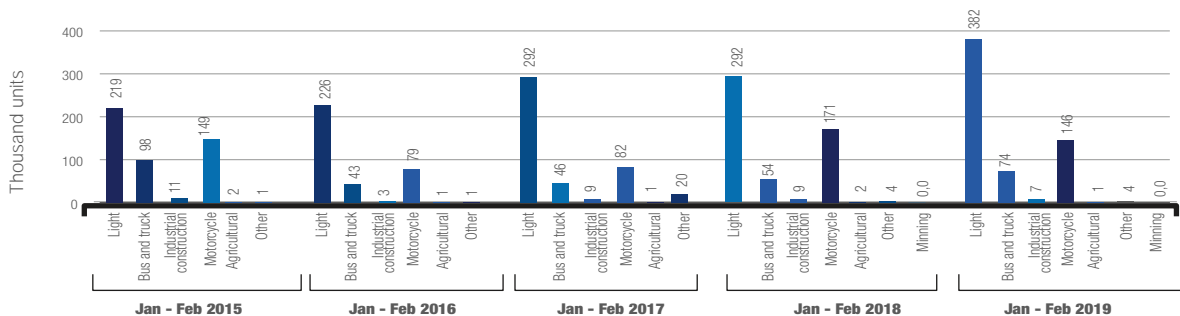


Source: Superintendencia de Bancos, 2019

*Light vehicles: automobiles, pickups, SUV

Tires

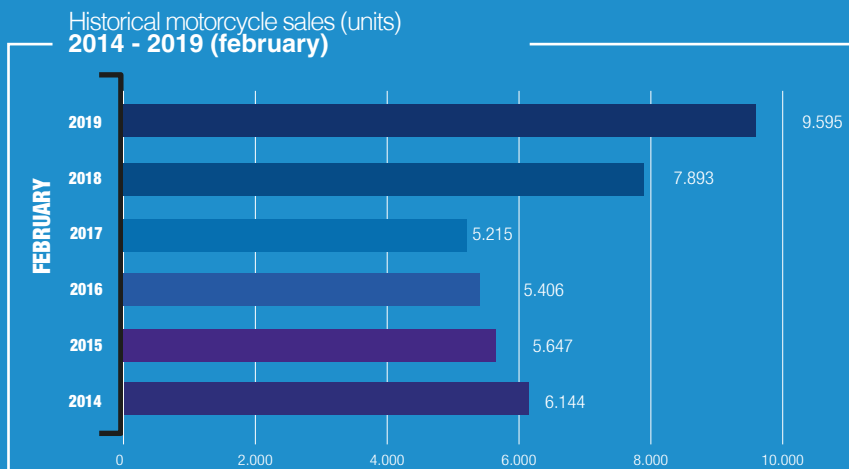
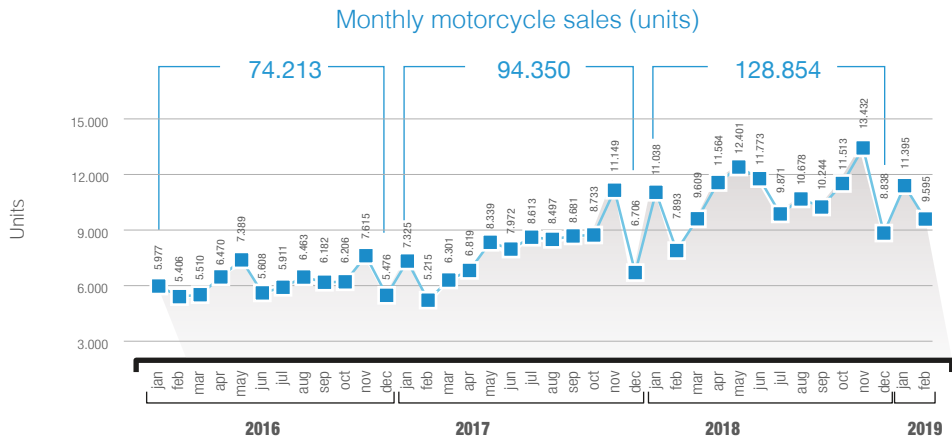
Total tires imports by segment (thousand units)



Source: Servicio Nacional de Aduana del Ecuador (SENAE), 2019



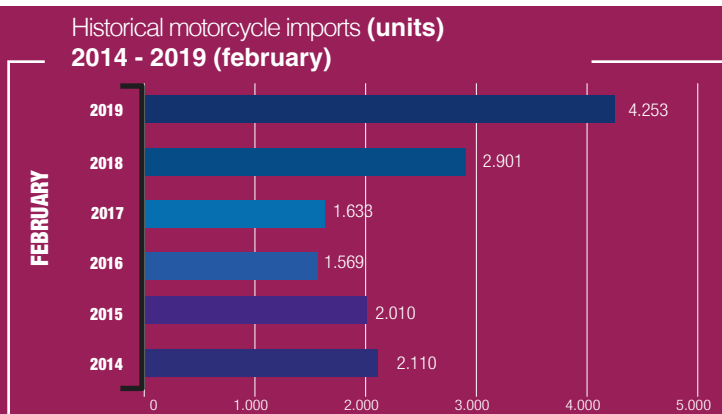
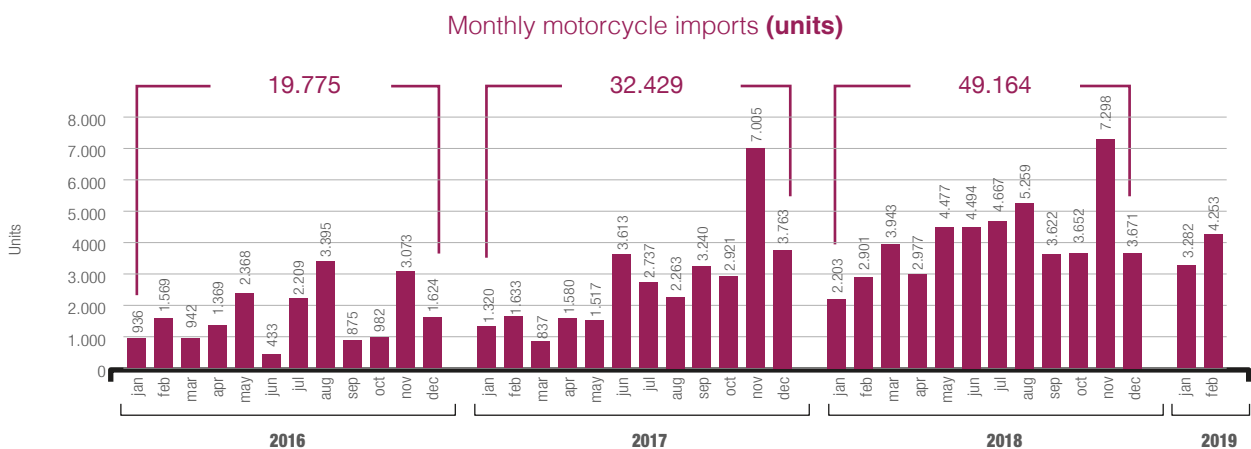
Motorcycle sales



Source: Base de Matriculación del Servicio de Rentas Internas (SRI), 2019



Motorcycle imports



Source: Servicio Nacional de Aduana del Ecuador (SENAE), 2019



Macroeconomic figures

GDP	jan - dec 2017	jan - dec 2018
Real GDP (USD millions of 2007)	70.956	71.933
Nominal GDP (USD millions)	104.296	108.398
Variation of real GDP	2,4%	1,4%
	feb 2018	feb 2019
Inflation		
Annual	-0,14%	0,16%
Monthly	0,15%	-0,23%
Accumulated	0,34%	0,24%
Foreign trade		
Exports (FOB USD millions)	jan - feb 2018	jan - feb 2019
Total	3.386	3.352
Oil	1.344	1.259
Non-oil	2.042	2.093
Imports (FOB USD millions)	jan - feb 2018	jan - feb 2019
Total	3.336	3.547
Oil	605	629
Non-oil	2.731	2.918
Balance trade (FOB USD millions)	jan - feb 2018	jan - feb 2019
Total	50	-195
Oil	739	631
Non-oil	-689	-825
Oil	jan - feb 2018	jan - feb 2019
WTI (average price)	\$ 62,93	\$ 53,31
Foreign Currency Exchange	feb 2018	feb 2019
USD/EURO	0,82	0,88
USD/COP	2.857	3.069
USD/PEN	3,25	3,30
USD/BRL	3,25	3,73
Labor Market	dec 2017	dec 2018
Working-age population	11.937.928	12.239.023
Economically Active Population	8.086.048	8.027.130
Employed population	7.712.177	7.731.032
Appropriate Employment	3.417.483	3.262.079
Underemployment	1.602.909	1.323.724
Unpaid Employment	727.778	798.391
Other non-full Employment	1.951.060	2.313.023
Unclassified Employment	12.947	33.814
Unemployment	373.871	296.097
Economically Inactive Population	3.851.880	4.211.893

Source: Banco Central del Ecuador (BCE), 2018; Instituto Nacional de Estadísticas y Censos (INEC), 2018
Elaboration: Asociación de Empresas Automotrices del Ecuador (AEADE)

Number of vehicles

Light **1'965.538**

968.900



Automobile

419.350

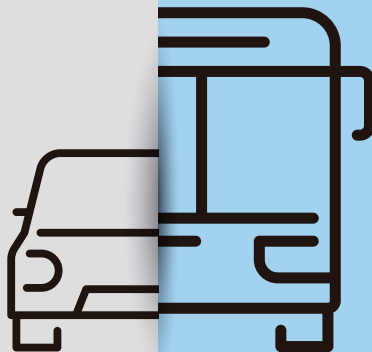


SUV

577.288



Pickups



Commercial **301.806**

223.068*



Truck

33.093



Bus

45.645



Van

*The information corresponds to all kind of trucks including those with load capacity below 3.5 tons which are not considered heavy load trucks.

Vehicle fleet age

Average age: 16,2 years

1 - 5

5 - 10

10 - 15

15 - 20

20 - 25

25 - 30

30 - 35

35 +

81.309

654.861

486.136

236.530

196.612

207.400

71.764

93.797

238.935

3,59%

28,88%

21,44%

10,43%

8,67%

9,15%

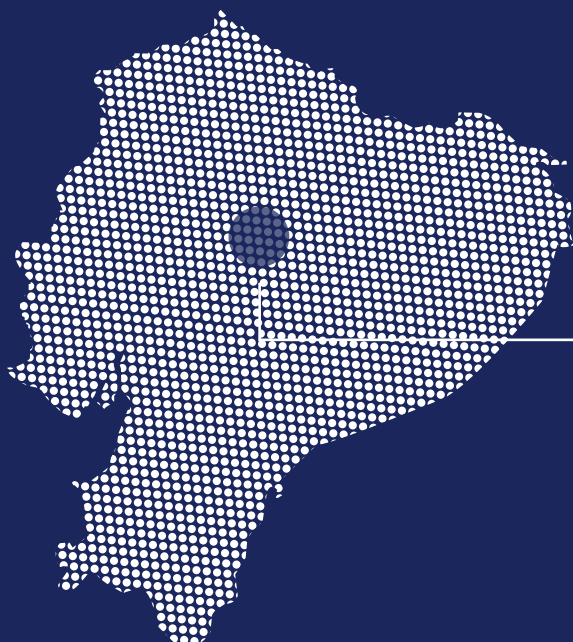
3,17%

4,14%

10,54%

TOTAL: 2'267.344

Geographic location



PICHINCHA	750.716
GUAYAS	576.928
AZUAY	161.164
TUNGURAHUA	128.758
MANABÍ	106.262
IMBABURA	67.732
CHIMBORAZO	61.573
EL ORO	61.299
LOS RÍOS	56.729
COTOPAXI	55.586
LOJA	54.367
SANTO DOMINGO	42.504
CAÑAR	36.844
ESMERALDAS	24.509
CARCHI	22.958
BOLÍVAR	14.886
SUCUMBIOS	9.032
ORELLANA	8.329
PASTAZA	7.839
MORONA SANTIAGO	5.343
NAPO	4.802
SANTA ELENA	4.615
ZAMORA CHINCHIPE	3.907
GALÁPAGOS	662



AUTOPLUS

Automotive Business Intelligence



IMPOR PLUS



CREDI PLUS



MOTO PLUS



LLANTA PLUS

¡Buy your plan now!



(02) 226 9052 / 226 9056 / 226 4925 / 226 4927



098 409 6898



analistatecnico@aeade.net



@AEADE.EC



www.aeade.net



@AEADE.EC



@AeadeEc



AEADEecuador



AEADE