

AUTOMOTIVE SECTOR

in figures

SIGN UP!

Automotive Sector in Figures

is a publication exclusively
for AEADE affiliates .

If you would like to receive complete information,
contact us at aeade@aeade.net or 02-2269052

www.aeade.net

Núñez De Vela E 3-13 and Atahualpa
Torre del Puente Building, Floor 10.

Phone: 02 226 9052 / 226 9056 / 226 4925 / 226 4927

Quito - Ecuador

Genaro Baldeón, **Executive President**
(Chief Executive Officer) CEO

Alberto Reza, **Technical Director**

Mauricio Larco, **Market Analyst**

Melany Corella, **Technical Analyst**

Published on July 11th 2019

Board members

Nicolás Espinosa, **President**

Ángel Guarderas, **Vicepresident**

Jeffrey Cadena, **Director**

Paúl Chávez, **Director**

Fabián Eguiguren, **Director**

Juan Carlos Galarza, **Director**

Ramiro Cornejo, **Director**

Marcelo García, **Director**

Hernando Chiriboga, **Director**

Eduardo Pellegrini, **Director**

www.aeade.net

Núñez de Vela E3-13 and Atahualpa

Torre del Puente Building, Floor 10

Phone: 226 9052 / 226 9056 / 226 4925 / 226 4927

 @AEADE.EC

 @AeadeEc

 AEADEcuador

 AEADE



Employment 2018



Vehicle manufacturing

Activities	# workers
Vehicle, trailer truck and semi-trailer truck manufacturing	1.401
Vehicle bodywork manufacturing	2.231
Automotive parts manufacturing	1.309
Subtotal	4.941



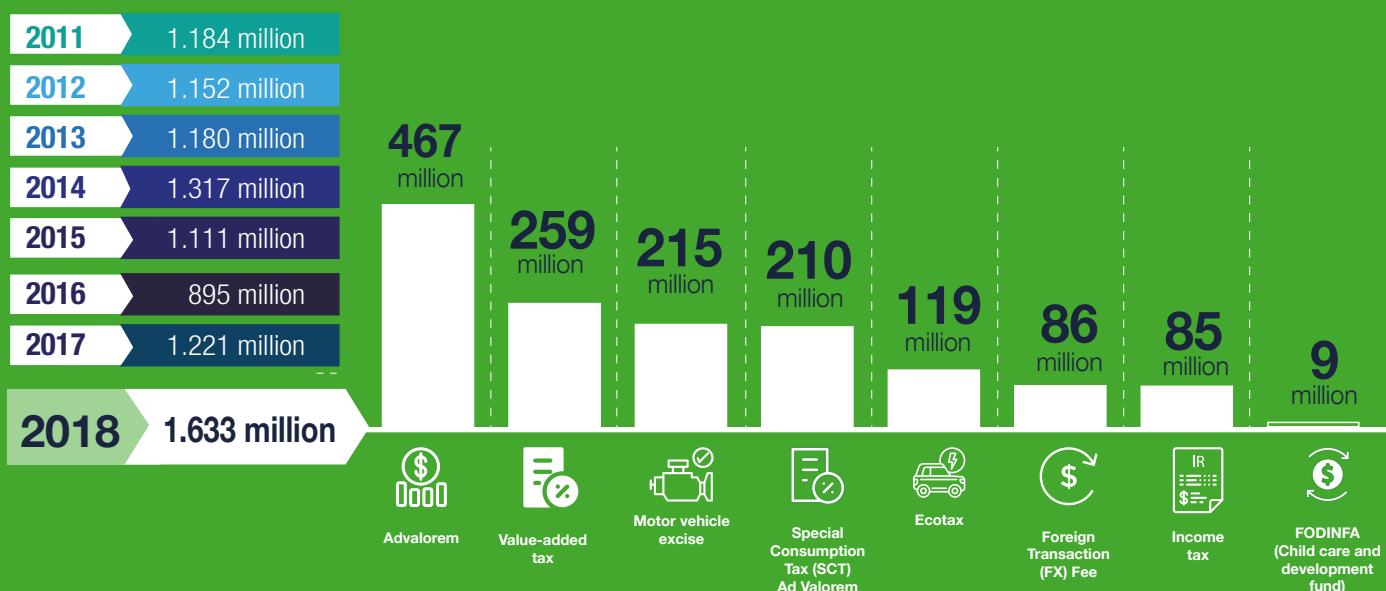
Vehicle and motorcycle sales and repair

Activities	# workers
Vehicle sales	15.610
Vehicle maintenance	22.857
Spare-part sales	22.116
Motorcycle sales and maintenance	2.631
Subtotal	63.214

Total employment generated 2018: 68.115

Source: Laboratorio de Dinámica Laboral y Empresarial del INEC, 2018. Base de datos del IESS

Tributes (importing and assemblers companies)





Ecuador's summary



Macroeconomic figures

Total trade balance (jan - may 2019):	\$49 million USD FOB
Average oil price WTI (jan - may 2019):	\$57,87
Annual inflation (may 2019):	0,37%
Annual GDP variation (jan - mar 2019 / 2018):	0,6%

Source: Banco Central del Ecuador (BCE), 2019



Credit (january - april 2019)



Regular consumption:
\$84 million USD



Priority consumption:
\$850 million USD

Source: Superintendencia de Bancos, 2019



Light vehicle* and commercial vehicle** market



Imports:
(January - May 2019)

41.665
units



Assembled vehicles sales:
(January - Jun 2019)

12.233
units



Exports:
(January - May 2019)

625
units



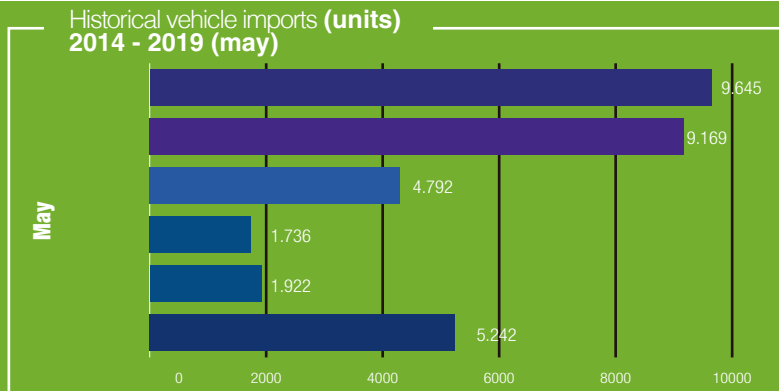
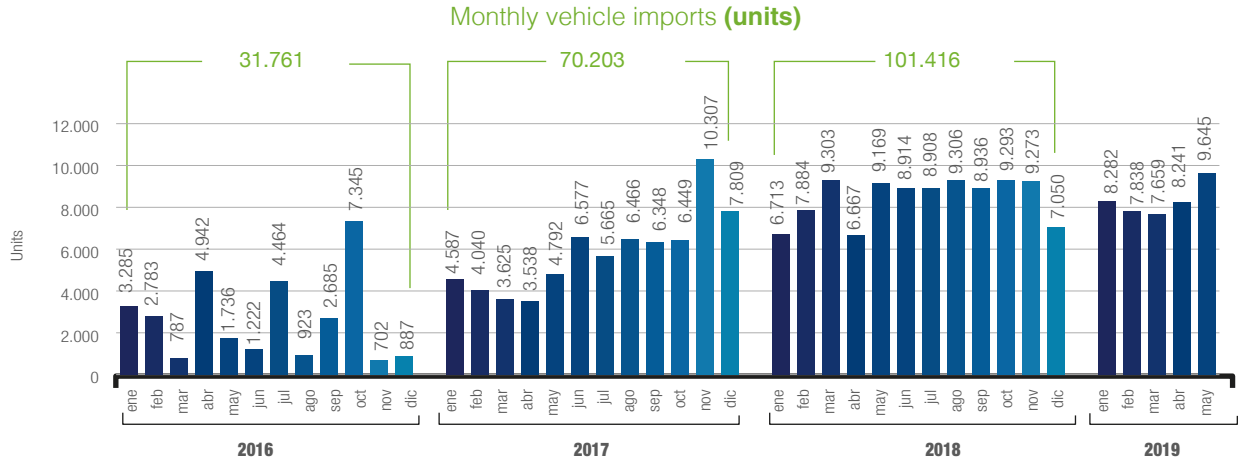
Sales:
(January - Jun 2019)

64.714
units

*Light vehicles: automobiles, pickups, SUV
**Commercial vehicles: VAN, trucks, buses

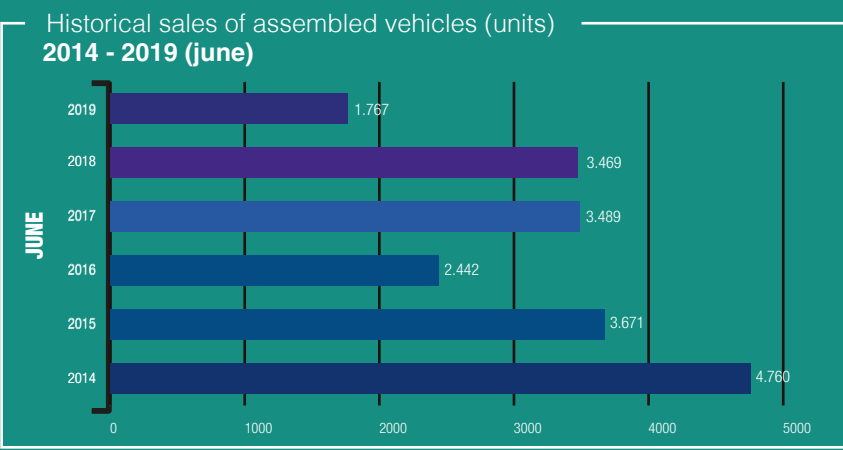
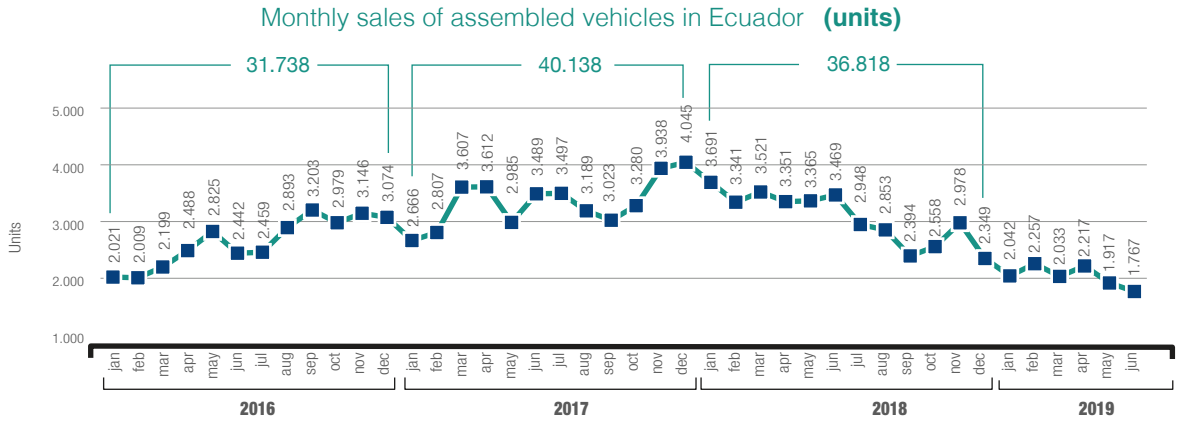
Source: Servicio Nacional de Aduana del Ecuador (SENAE), 2019;
Asociación de Empresas Automotrices del Ecuador (AEADE), 2019

Vehicle imports



Source: Servicio Nacional de Aduana del Ecuador (SENAE), 2019

Assembled Vehicle Sales

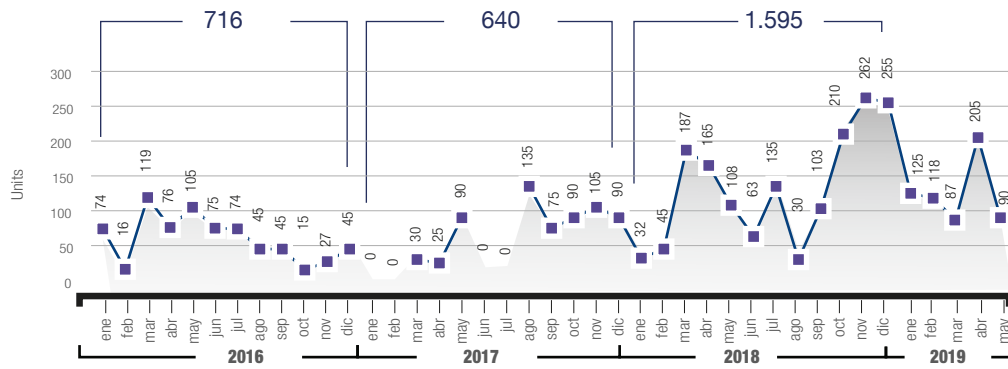


Source: Asociación de Empresas Automotrices del Ecuador (AEADE), 2019; AUTOPLUS, 2019.

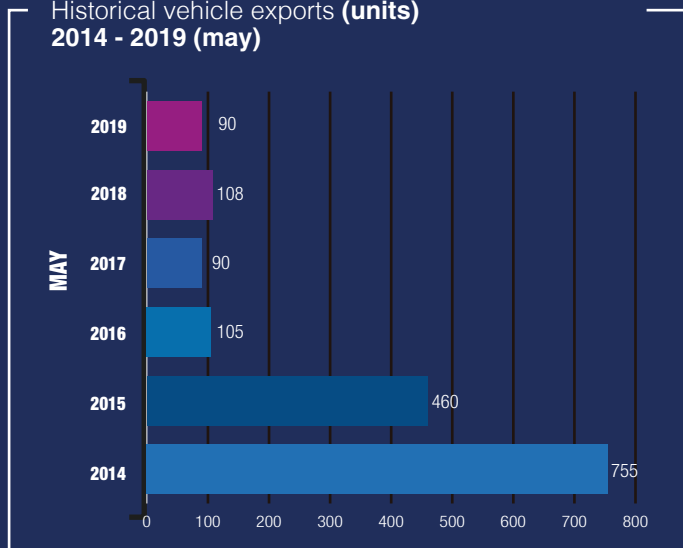


Vehicle exports

Monthly vehicle exports (units)



Historical vehicle exports (units) 2014 - 2019 (may)

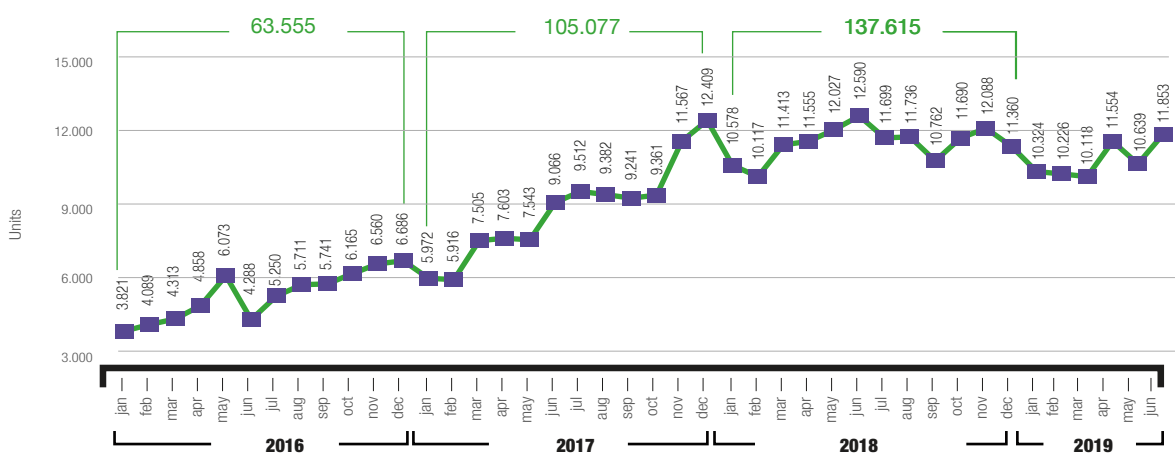


Source: Servicio Nacional de Aduana del Ecuador (SENAE), 2019

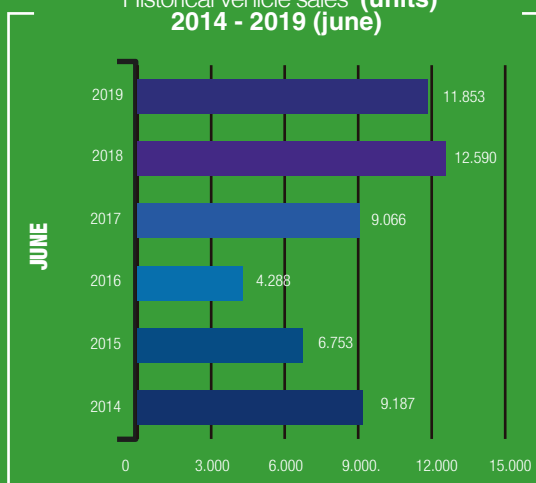


Vehicle sales

Monthly vehicle sales (units)



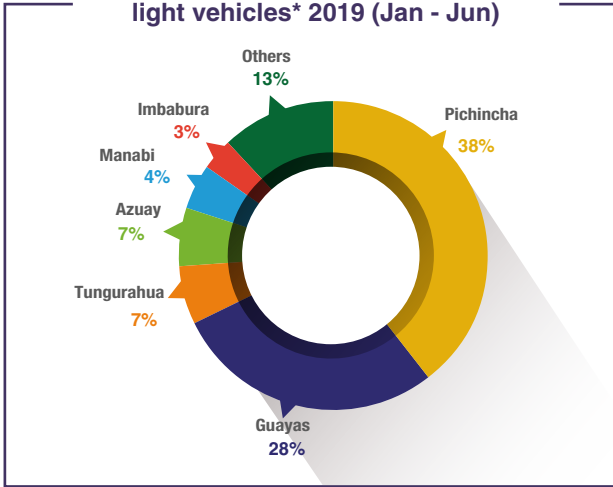
Historical vehicle sales (units) 2014 - 2019 (june)



Source: Asociación de Empresas Automotrices del Ecuador (AEADE), 2019; AUTOPLUS, 2019

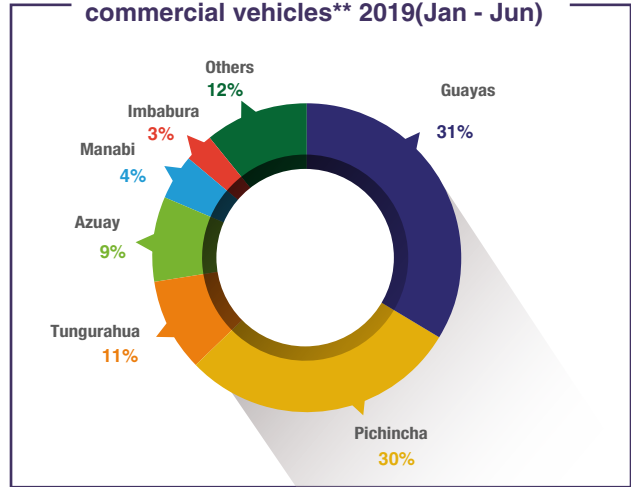
Vehicle sales

Market share by province (units), light vehicles* 2019 (Jan - Jun)



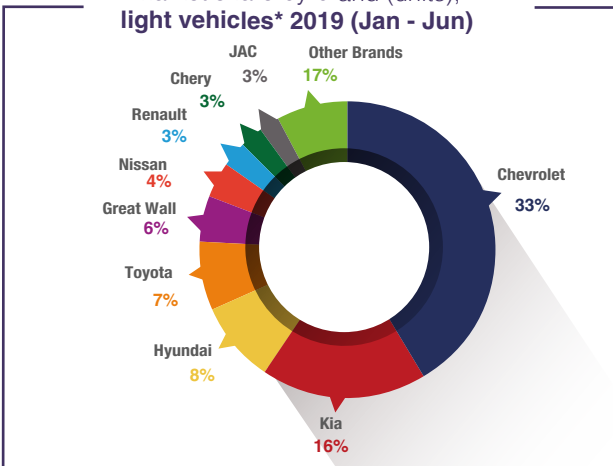
*Light vehicles: automobiles, pickups, SUV

Market share by province (units), commercial vehicles** 2019 (Jan - Jun)



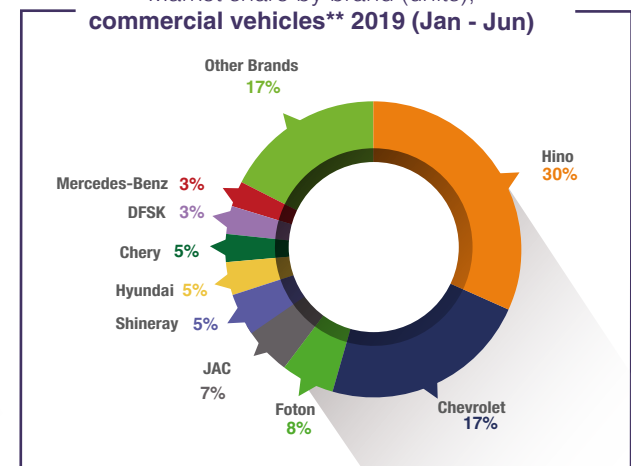
**Commercial vehicles: VAN, trucks, buses

Market share by brand (units), light vehicles* 2019 (Jan - Jun)



*Light vehicles: automobiles, pickups, SUV

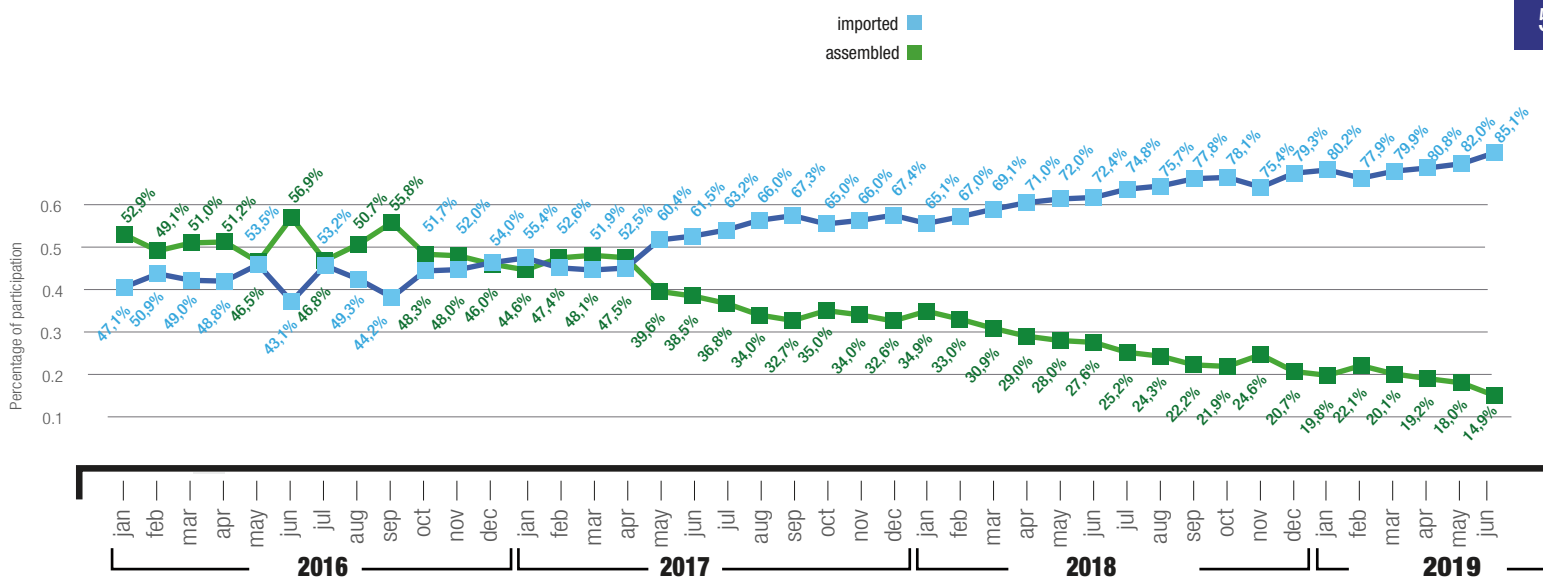
Market share by brand (units), commercial vehicles** 2019 (Jan - Jun)



**Commercial vehicles: VAN, trucks, buses

Source: Asociación de Empresas Automotrices del Ecuador (AEADE), 2019; AUTOPLUS, 2019.

Market share. Imported vs assembled (units)



Source: Asociación de Empresas Automotrices del Ecuador (AEADE), 2019; AUTOPLUS, 2019.

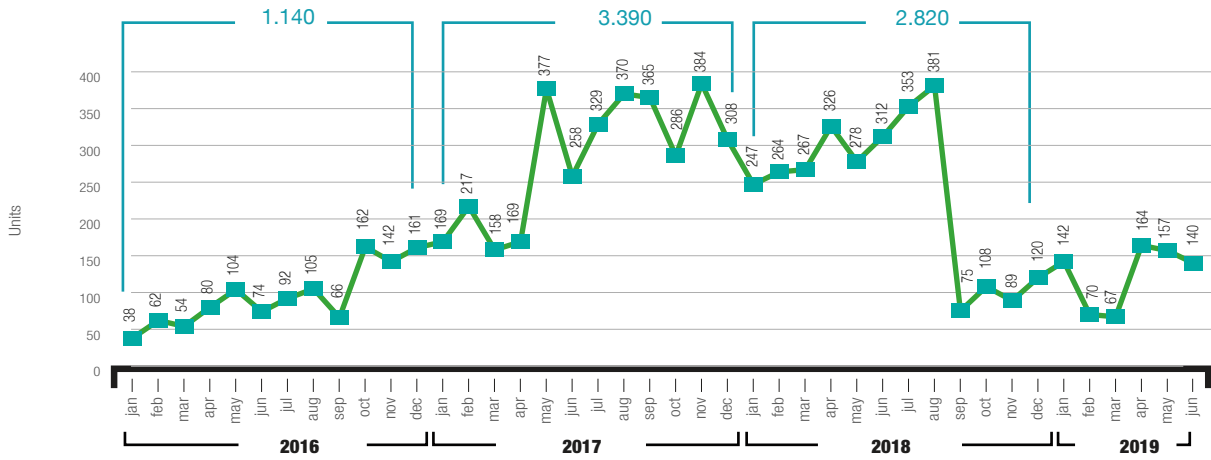


New Technologies

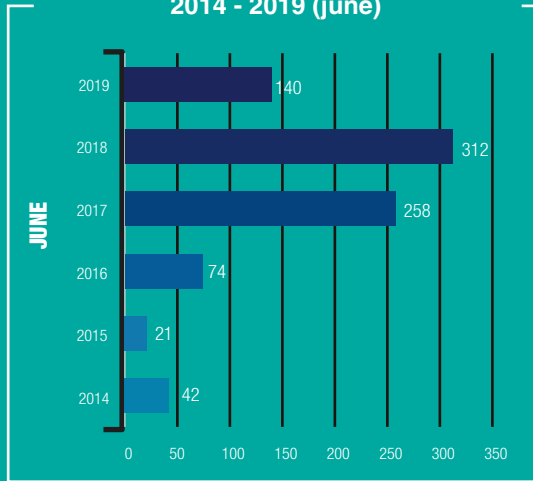


Hybrid Vehicles

Monthly hybrid vehicle sales (units)



Historical hybrid vehicle sales (units) 2014 - 2019 (june)

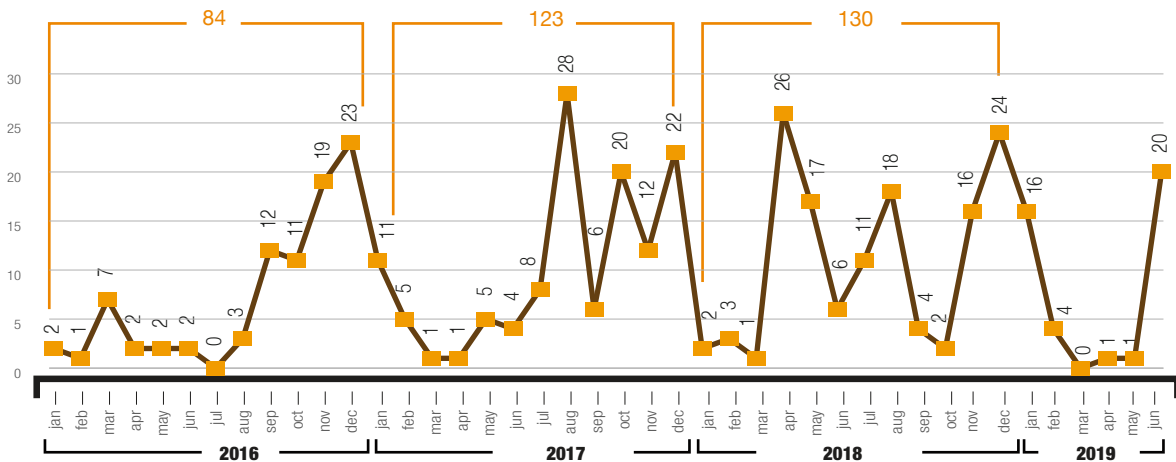


Source: Asociación de Empresas Automotrices del Ecuador (AEADE), 2019; AUTOPLUS, 2019.

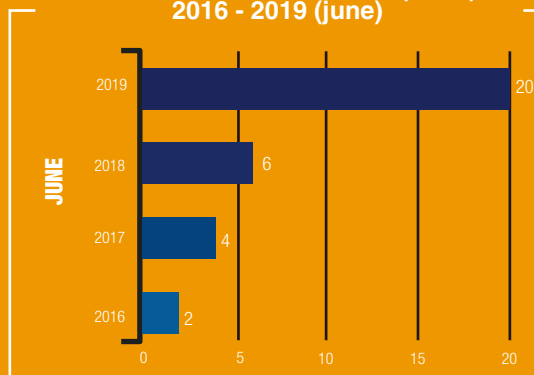


Electric Vehicles

Monthly electric vehicle sales (units)

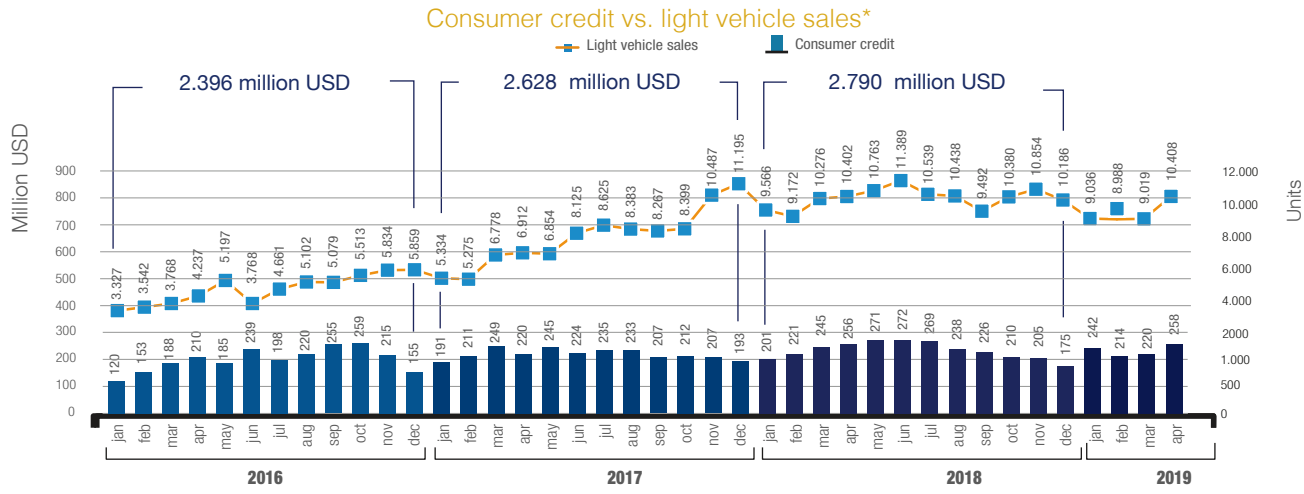


Historical electric vehicle sales (units) 2016 - 2019 (june)

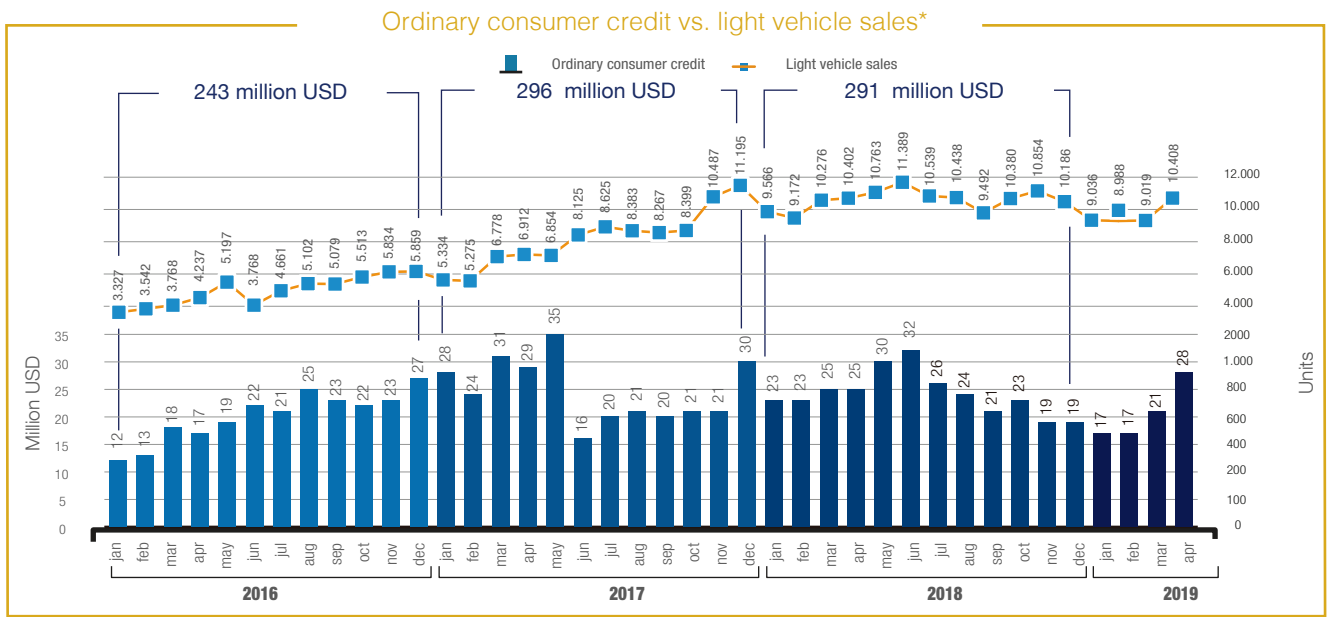


Source: Asociación de Empresas Automotrices del Ecuador (AEADE), 2019; AUTOPLUS, 2019.

Credit



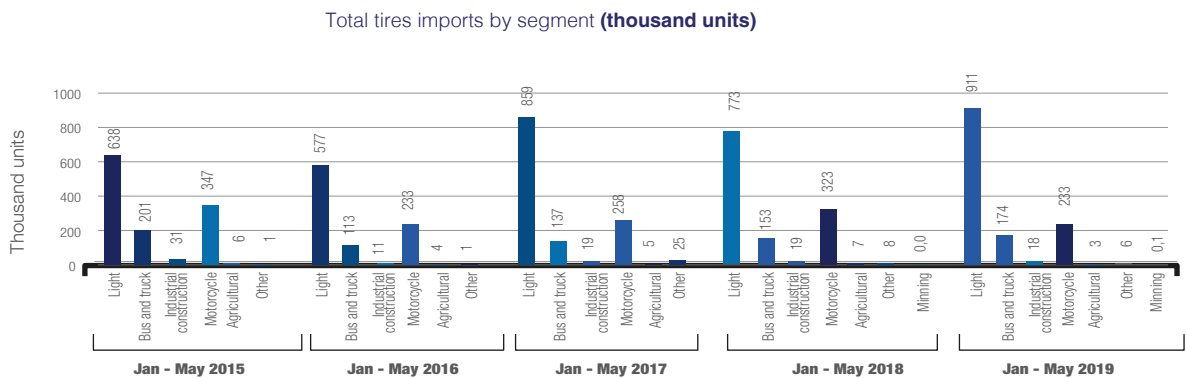
*Light vehicles: automobiles, pickups, SUV



*Light vehicles: automobiles, pickups, SUV

Source: Superintendencia de Bancos, 2019

Tires

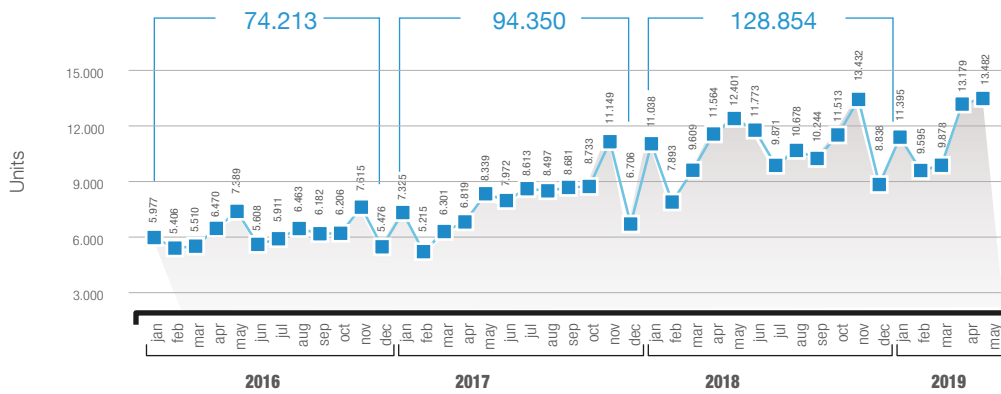


Source: Servicio Nacional de Aduana del Ecuador (SENAE), 2019

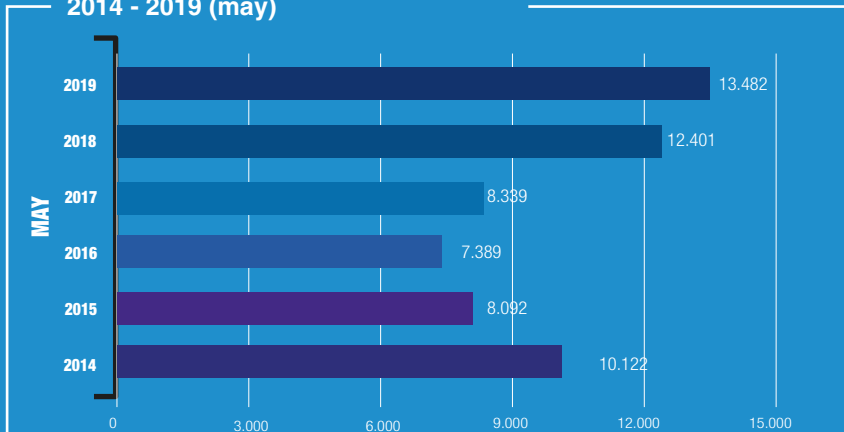


Motorcycle sales

Monthly motorcycle sales (units)



Historical motorcycle sales (units) 2014 - 2019 (may)

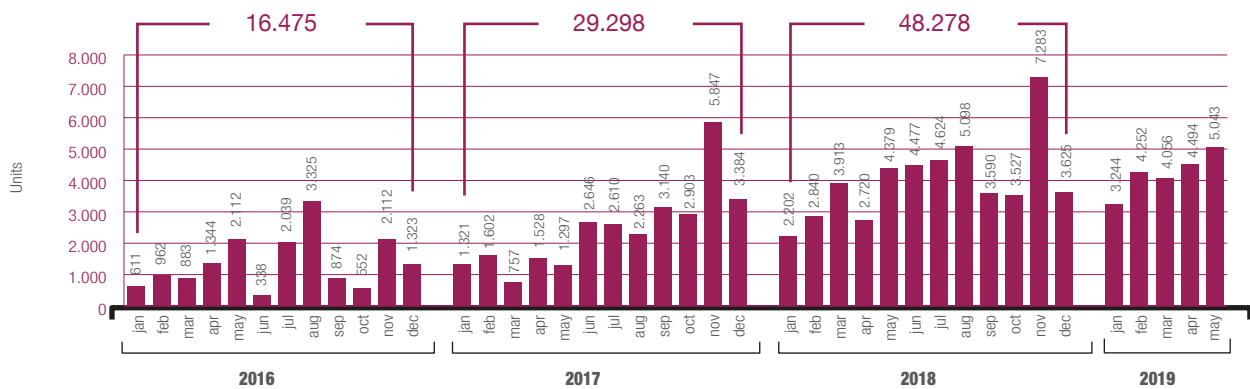


Source: Base de Matriculación del Servicio de Rentas Internas (SRI), 2019

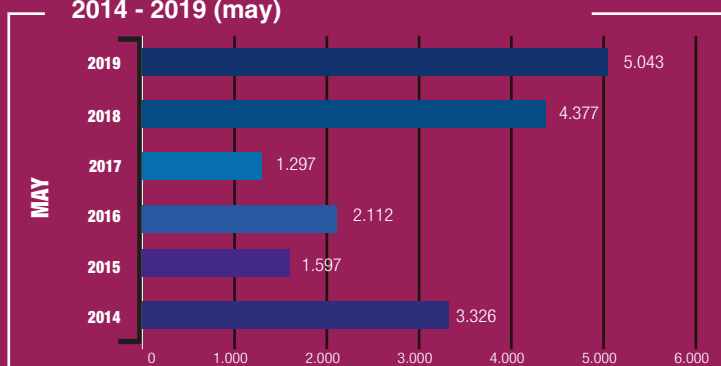


Motorcycle imports

Monthly motorcycle imports (units)



Historical motorcycle imports (units) 2014 - 2019 (may)



Source: Servicio Nacional de Aduana del Ecuador (SENAE), 2019



Macroeconomic figures

GDP	jan - mar 2018	jan - mar 2019
Real GDP (USD millions of 2007)	17.817	17.921
Nominal GDP (USD millions)	26.894	27.245
Variation of real GDP	1,8%	0,6%
	may 2018	may
Inflation		
Annual	-1,01%	0,37%
Monthly	-0,18%	-0,004%
Accumulated	0,09%	0,19%
Foreign trade		
Exports (FOB USD millions)	jan - may 2018	jan - may 2019
Total	9.005	9.281
Oil	3.520	3.764
Non-oil	5.484	5.517
Imports (FOB USD millions)	jan - may 2018	jan - may 2019
Total	8.808	9.232
Oil	1.684	1.849
Non-oil	7.124	7.383
Balance trade (FOB USD millions)	jan - may 2018	jan - may 2019
Total	197	49
Oil	1.837	1.915
Non-oil	-1.640	-1.866
Oil	jan - may 2018	jan - may 2019
WTI (average price)	\$ 64,96	\$ 57,87
Foreign Currency Exchange	may 2018	may 2019
USD/EURO	0,86	0,90
USD/COP	2.876	3.362
USD/PEN	3,27	3,36
USD/BRL	3,73	3,97
Labor Market	mar 2018	mar 2019
Working-age population	11.984.847	12.272.857
Economically Active Population	8.164.425	8.162.787
Employed population	7.802.374	7.786.532
Appropriate Employment	3.356.562	3.094.795
Underemployment	1.498.139	1.524.118
Unpaid Employment	831.628	895.242
Other non-full Employment	2.096.972	2.222.111
Unclassified Employment	19.073	50.267
Unemployment	362.051	376.255
Economically Inactive Population	3.820.422	4.110.070

Source: Banco Central del Ecuador (BCE), 2018; Instituto Nacional de Estadísticas y Censos (INEC), 2019
Elaboration: Asociación de Empresas Automotrices del Ecuador (AEADE)

Number of vehicles

Light 2'127.541

Commercial 317.370

1.046.150

489.521

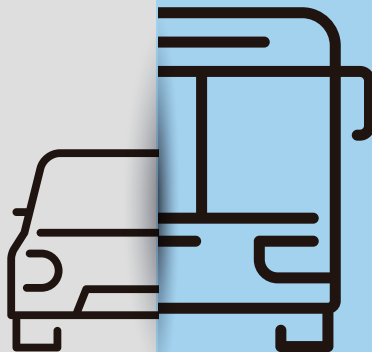
591.871



Automobile

SUV

Pickups



228.553*

36.362

52.455



Truck

Bus

Van

*The information corresponds to all kind of trucks including those with load capacity below 3.5 tons which are not considered heavy load trucks.

Vehicle fleet age

Average age: 16,0 years

1

1 - 5

5 - 10

10 - 15

15 - 20

20 - 25

25 - 30

30 - 35

35 +

130.734

459.622

614.739

356.943

191.199

207.133

131.051

49.962

303.528

5,35%

18,80%

25,14%

14,60%

7,82%

8,47%

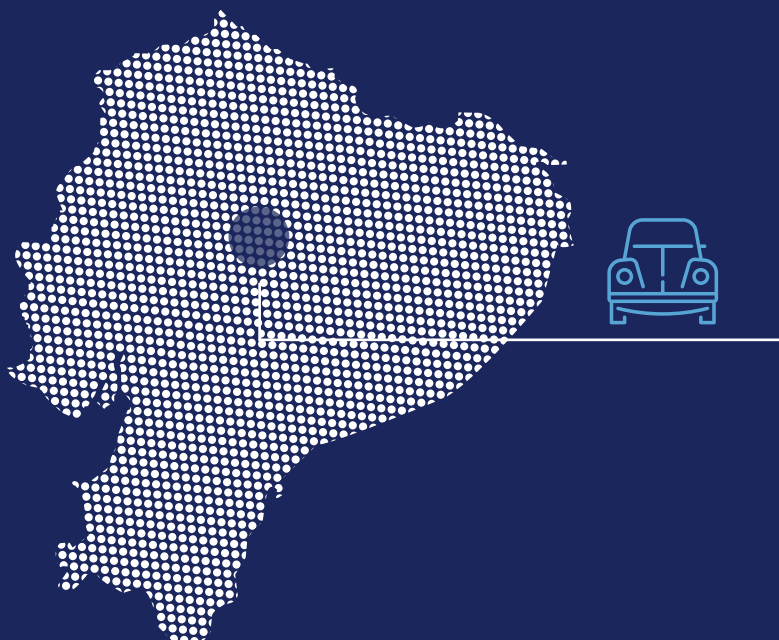
5,36%

2,04%

12,41%

TOTAL: 2'444.911

Geographic location



PICHINCHA	825.733
GUAYAS	629.642
AZUAY	173.146
TUNGURAHUA	141.411
MANABÍ	114.125
IMBABURA	73.519
EL ORO	65.716
CHIMBORAZO	65.014
LOJA	57.181
LOS RÍOS	55.748
COTOPAXI	55.317
SANTO DOMINGO	46.216
CAÑAR	35.672
ESMERALDAS	25.313
CARCHI	21.967
BOLIVAR	14.162
ORELLANA	9.167
SUCUMBÍOS	8.682
PASTAZA	8.398
MORONA SANTIAGO	5.095
NAPO	4.747
SANTA ELENA	4.541
ZAMORA CHINCHIPE	3.761
GALÁPAGOS	640



AUTOPLUS

Automotive Business Intelligence



IMPOR PLUS



CREDI PLUS



MOTO PLUS



LLANTA PLUS

¡Buy your plan now!



(02) 226 9052 / 226 9056 / 226 4925 / 226 4927



098 409 6898



analistatecnico@aeade.net



@AEADE.EC



www.aeade.net

