

January 2020 - **No. 40**



AUTOMOTIVE SECTOR

in figures

SIGN UP!

Automotive Sector in Figures

is a publication exclusively
for AEADE affiliates .

If you would like to receive complete information,
contact us at aeade@aeade.net or 02-2269052

www.aeade.net

Published on **January 13th 2019**

Núñez De Vela E 3-13 and Atahualpa

Torre del Puente Building, Floor 10.

Phone: 02 226 9052 / 226 9056 / 226 4925 / 226 4927

Quito - Ecuador



Employment 2018



Vehicle manufacturing

Activities	# workers
Vehicle, trailer truck and semi-trailer truck manufacturing	1.401
Vehicle bodywork manufacturing	2.231
Automotive parts manufacturing	1.309
Subtotal	4.941



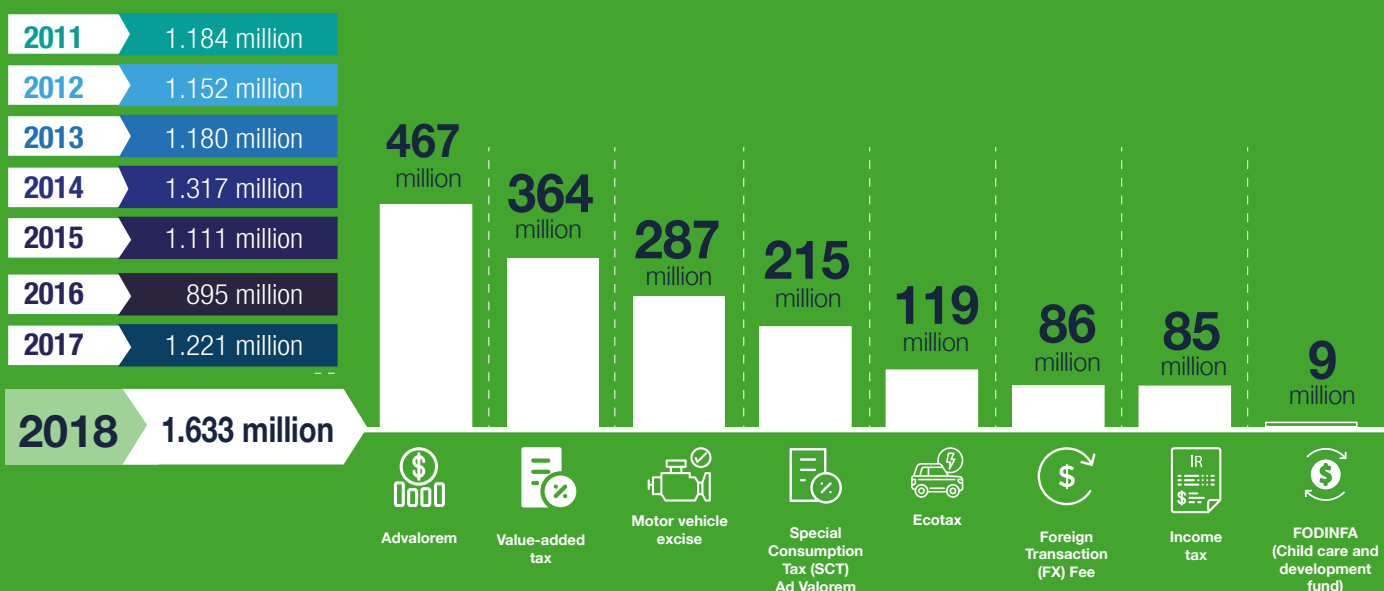
Vehicle and motorcycle sales and repair

Activities	# workers
Vehicle sales	15.610
Vehicle maintenance	22.857
Spare-part sales	22.116
Motorcycle sales and maintenance	2.631
Subtotal	63.214

Total employment generated 2018: 68.115

Source: Laboratorio de Dinámica Laboral y Empresarial del INEC, 2018. Base de datos del IESS

Tributes (importing and assemblers companies)





Ecuador's summary



Macroeconomic figures

Total trade balance (jan - nov 2019):	\$342 million USD FOB
Average oil price WTI (jan - nov 2019):	\$56,77
Annual inflation (nov 2019):	0,04%
Annual GDP variation (jan - sep 2019 / 2018):	0,6%

Source: Banco Central del Ecuador (BCE), 2019



Credit (january - october 2019)



Regular consumption:
\$244 million USD



Priority consumption:
\$2.692 million USD

Source: Superintendencia de Bancos, 2019



Light vehicle* and commercial vehicle** market



Imports:
(January - November 2019)

94.559
units



Assembled vehicles sales:
(January - December 2019)

25.663
units



Exports:
(January - November 2019)

1.555
units



Sales:
(January - December 2019)

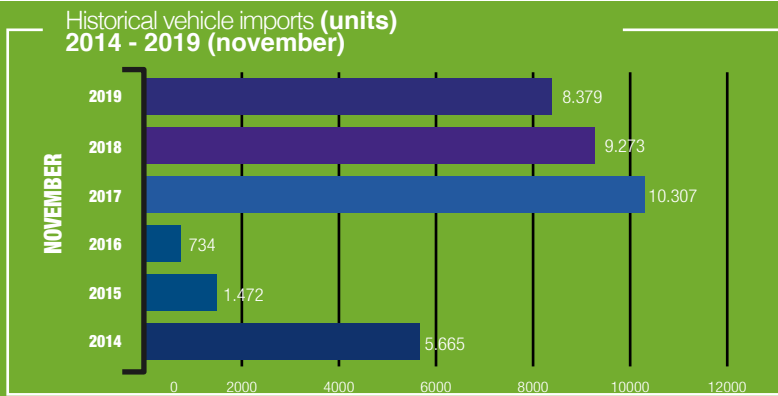
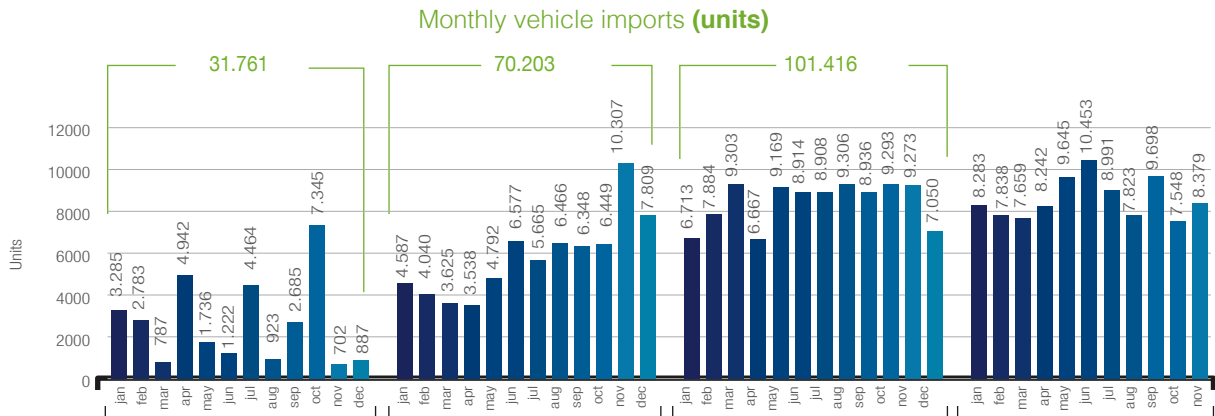
132.208
units

*Light vehicles: automobiles, pickups, SUV

**Commercial vehicles: VAN, trucks, buses

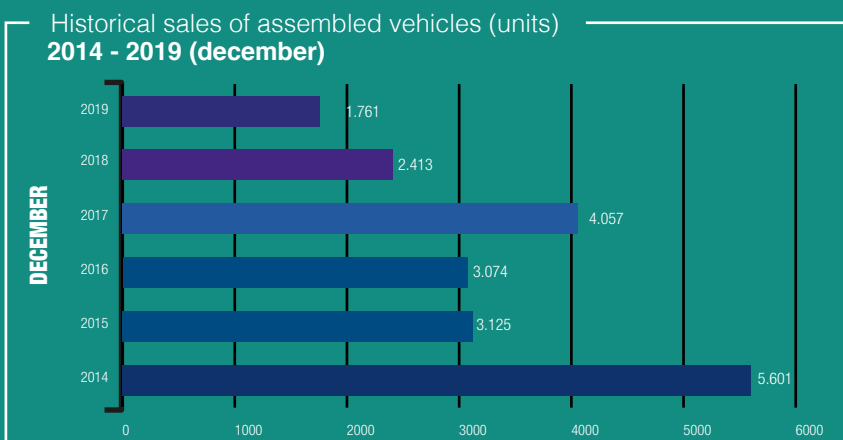
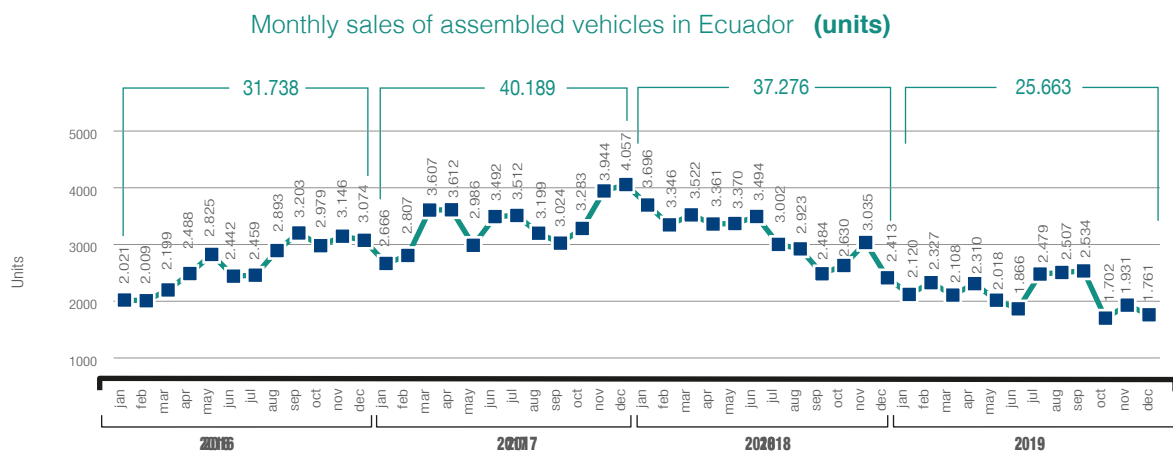
Source: Servicio Nacional de Aduana del Ecuador (SENAE), 2019;
Asociación de Empresas Automotrices del Ecuador (AEADE), 2019

Vehicle imports



Source: Servicio Nacional de Aduana del Ecuador (SENAE), 2019

Assembled Vehicle Sales

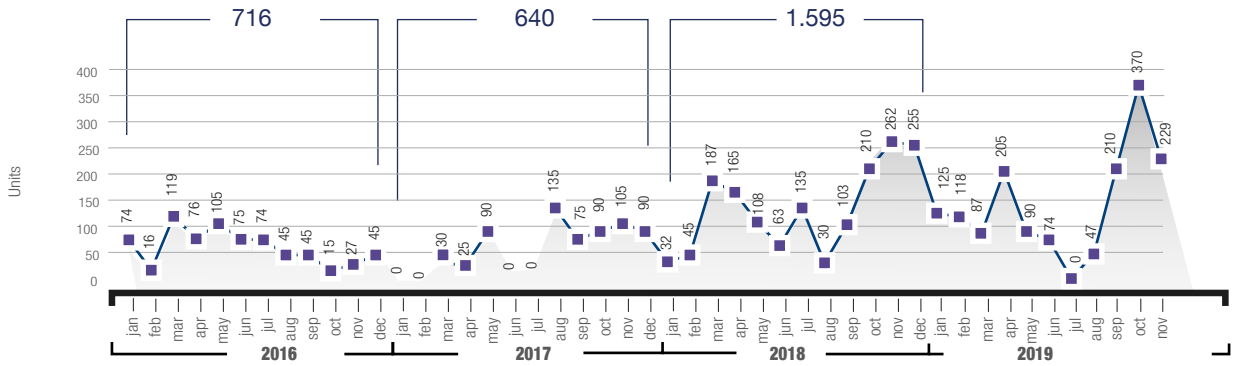


Source: Asociación de Empresas Automotrices del Ecuador (AEADE), 2019; AUTOPLUS, 2019.

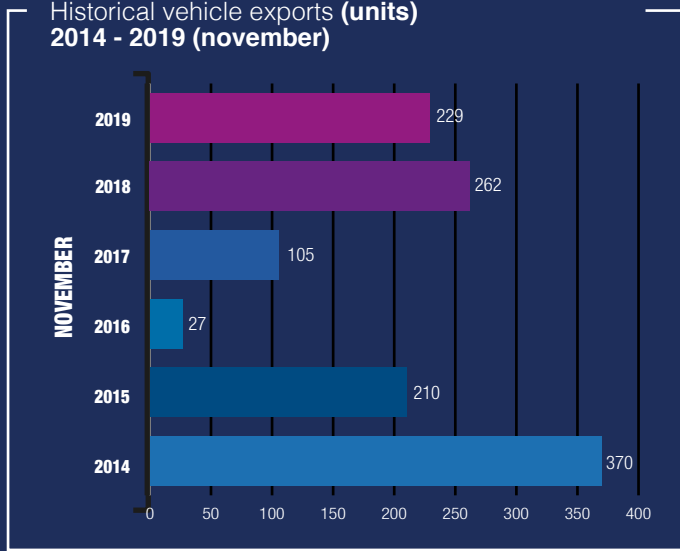


Vehicle exports

Monthly vehicle exports (units)



Historical vehicle exports (units) 2014 - 2019 (november)

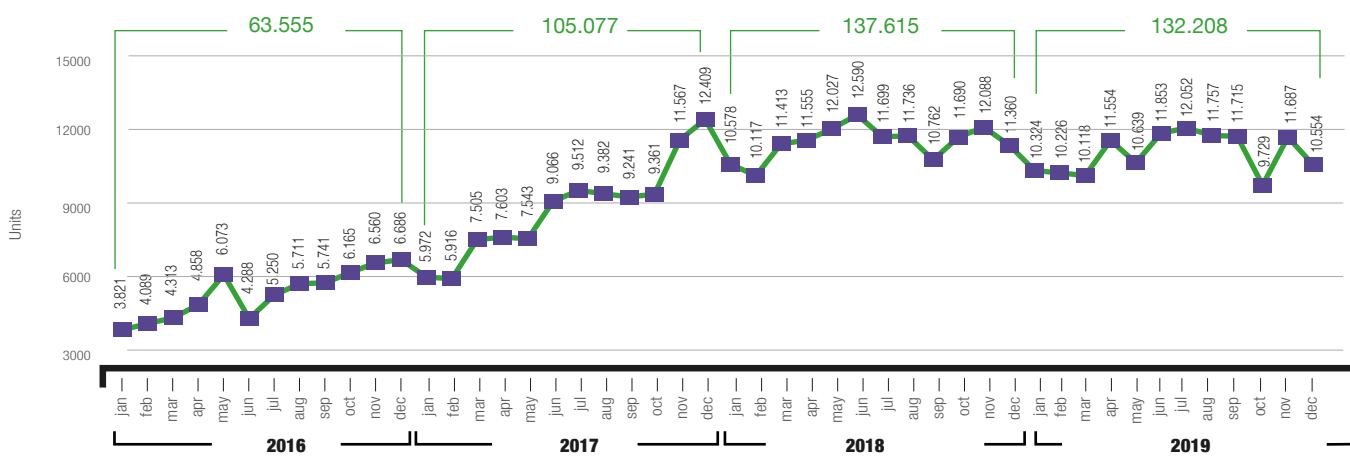


Source: Servicio Nacional de Aduana del Ecuador (SENAE), 2019

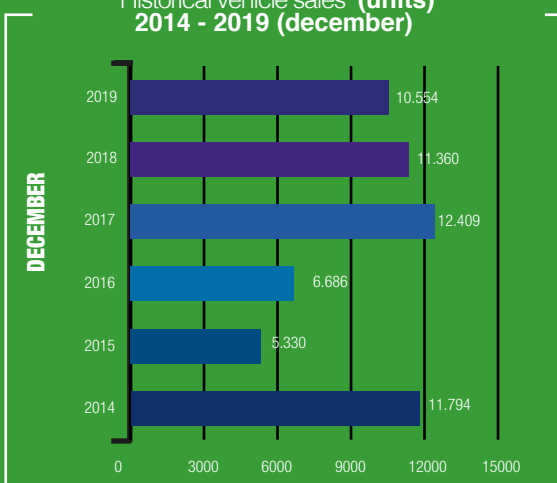


Vehicle sales

Monthly vehicle sales (units)



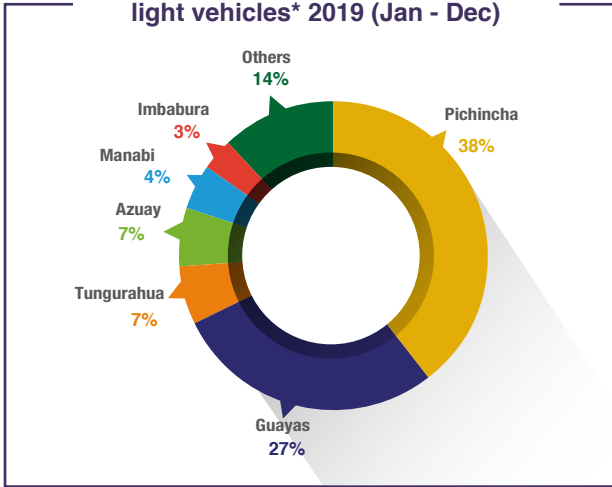
Historical vehicle sales (units) 2014 - 2019 (december)



Source: Asociación de Empresas Automotrices del Ecuador (AEADE), 2019; AUTOPLUS, 2019

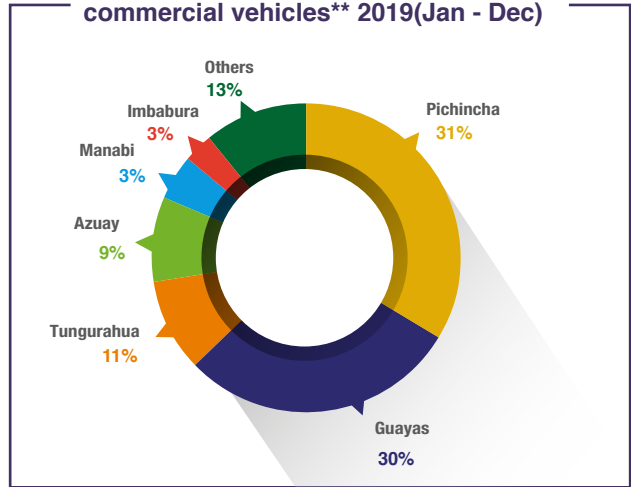
Vehicle sales

Market share by province (units), light vehicles* 2019 (Jan - Dec)



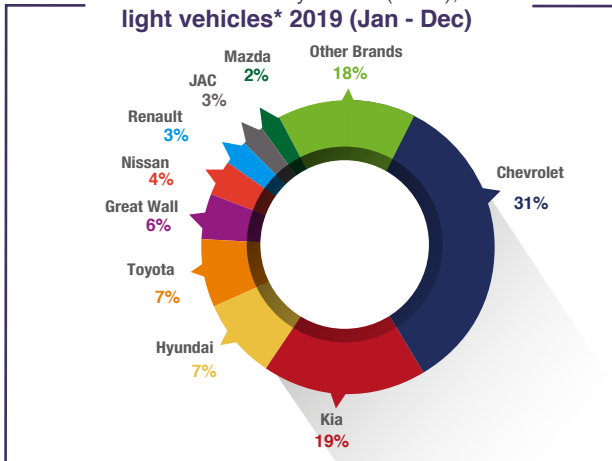
*Light vehicles: automobiles, pickups, SUV

Market share by province (units), commercial vehicles** 2019 (Jan - Dec)



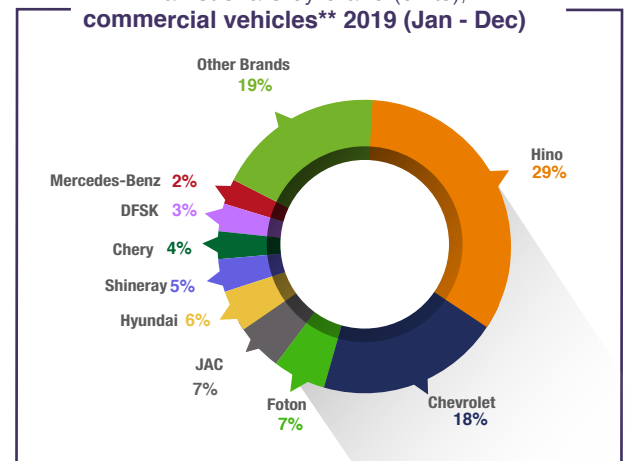
**Commercial vehicles: VAN, trucks, buses

Market share by brand (units), light vehicles* 2019 (Jan - Dec)



*Light vehicles: automobiles, pickups, SUV

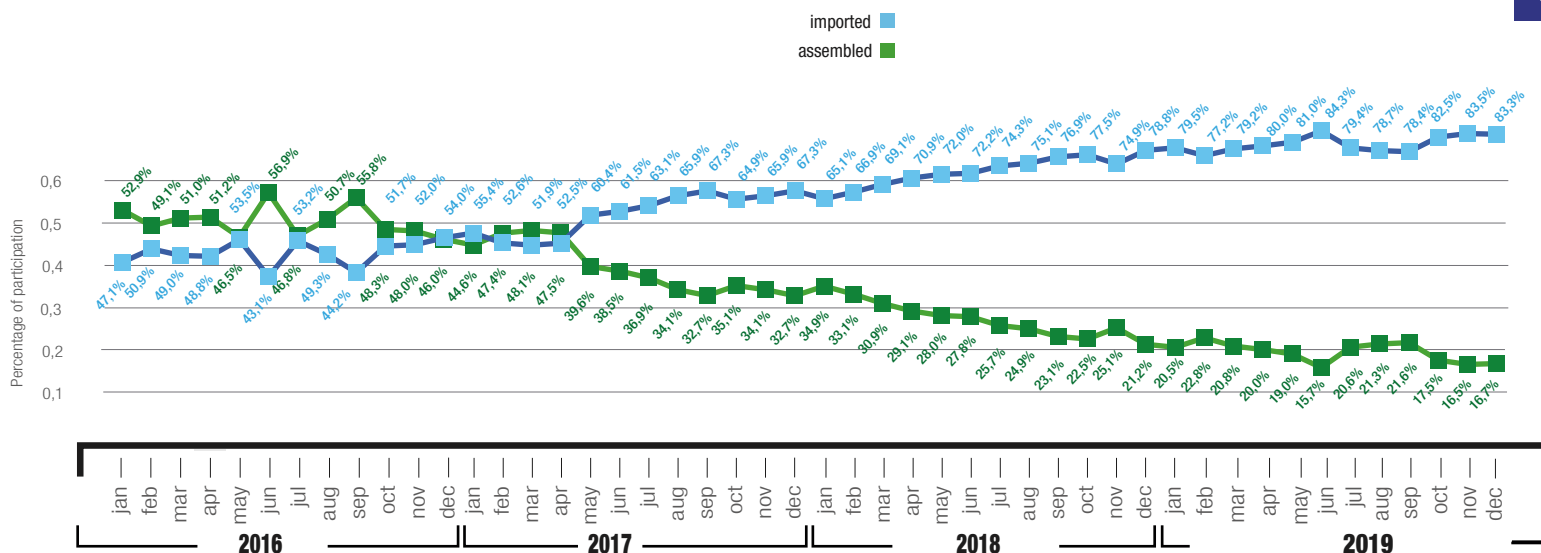
Market share by brand (units), commercial vehicles** 2019 (Jan - Dec)



**Commercial vehicles: VAN, trucks, buses

Source: Asociación de Empresas Automotrices del Ecuador (AEADE), 2019; AUTOPLUS, 2019.

Market share. Imported vs assembled (units)



Source: Asociación de Empresas Automotrices del Ecuador (AEADE), 2019; AUTOPLUS, 2019.

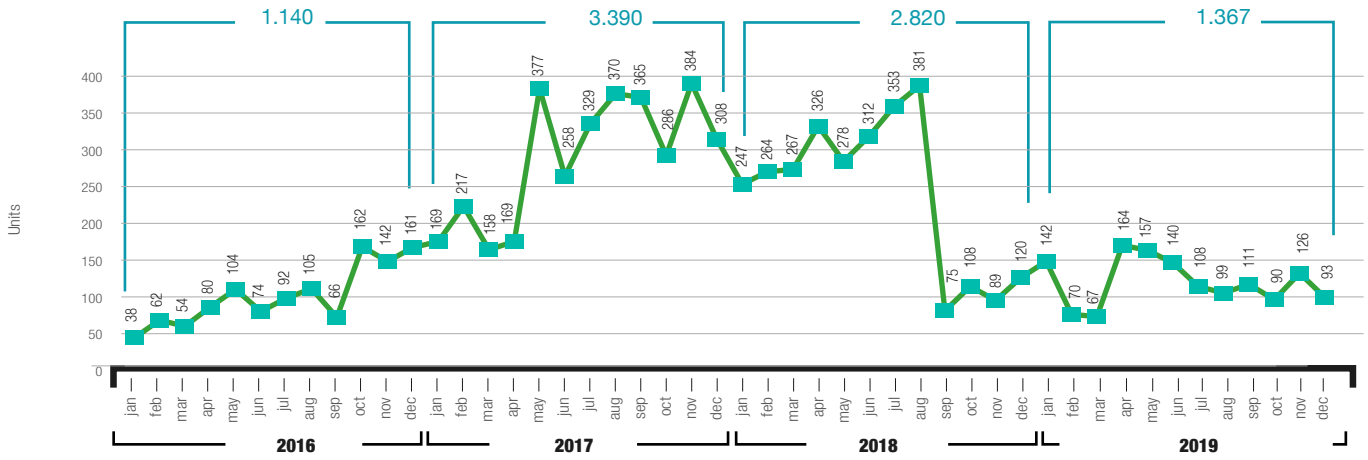


New Technologies



Hybrid Vehicles

Monthly hybrid vehicle sales (units)



Historical hybrid vehicle sales (units) 2014 - 2019 (december)

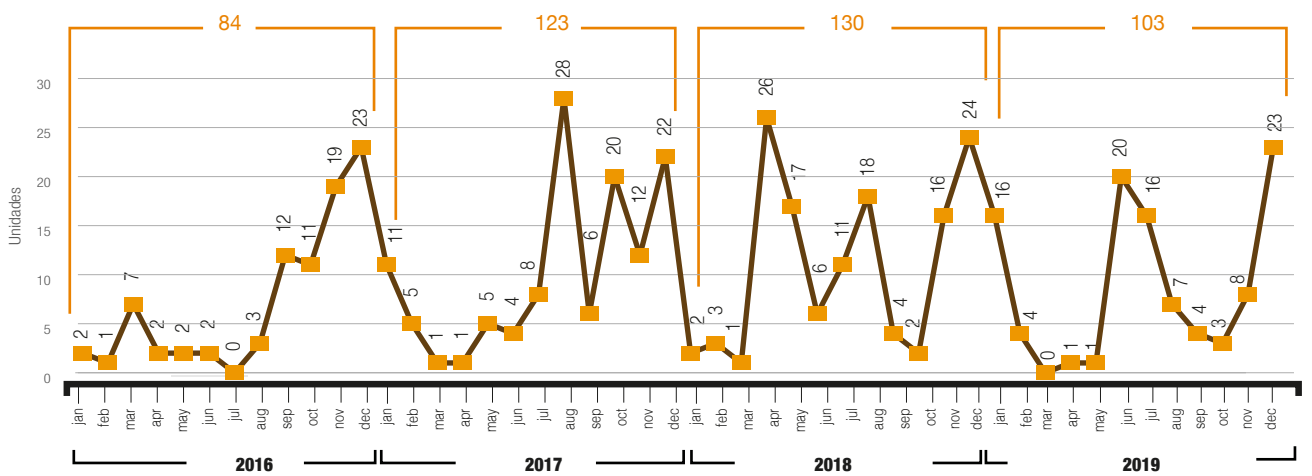


Source: Asociación de Empresas Automotrices del Ecuador (AEADE), 2019; AUTOPLUS, 2019.

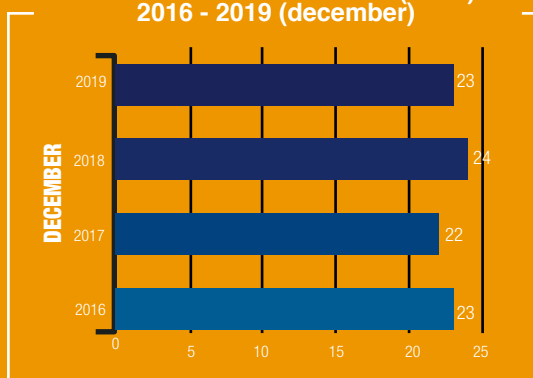


Electric Vehicles

Monthly electric vehicle sales (units)

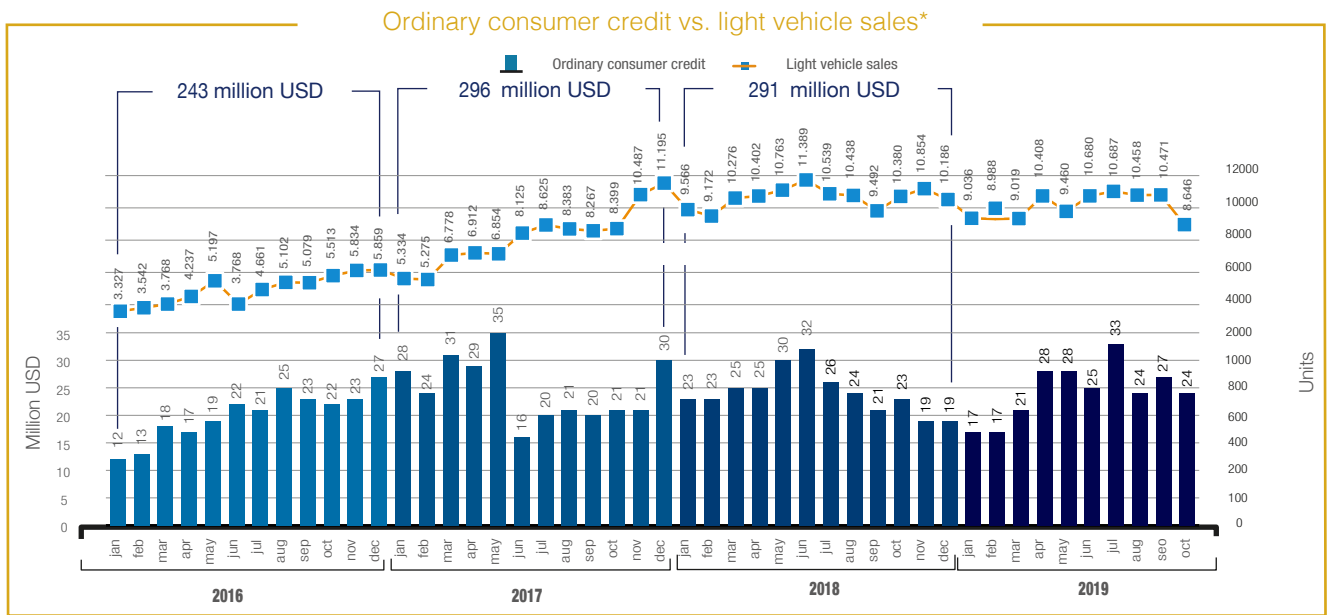
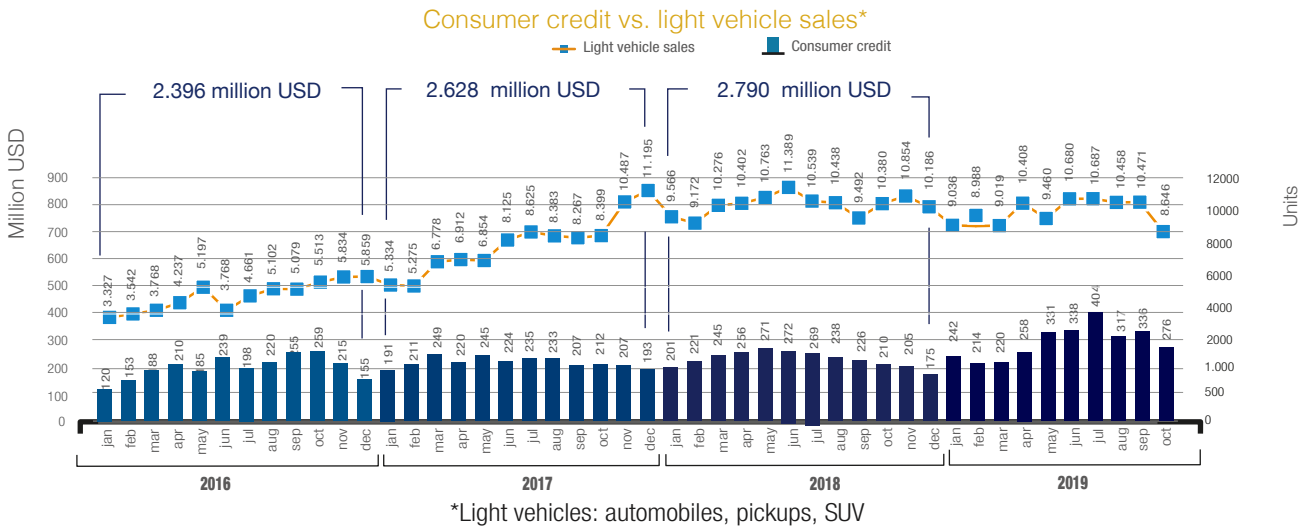


Historical electric vehicle sales (units) 2016 - 2019 (december)



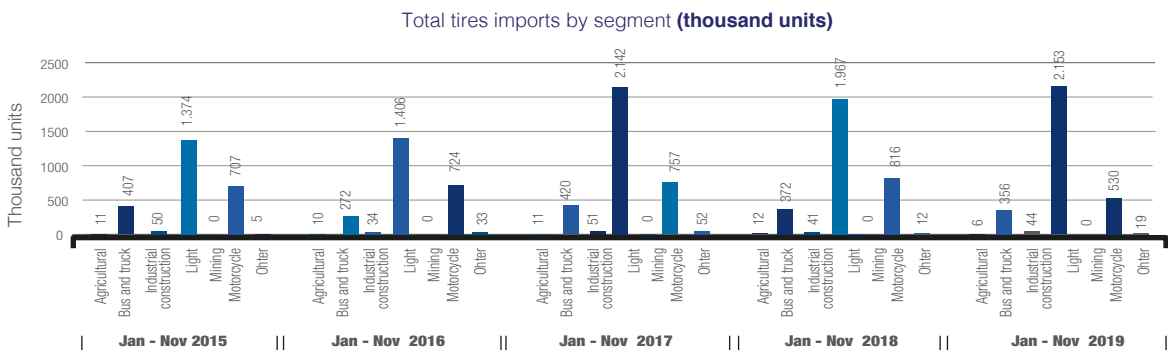
Source: Asociación de Empresas Automotrices del Ecuador (AEADE), 2019; AUTOPLUS, 2019.

Credit



Source: Superintendencia de Bancos, 2019

Tires

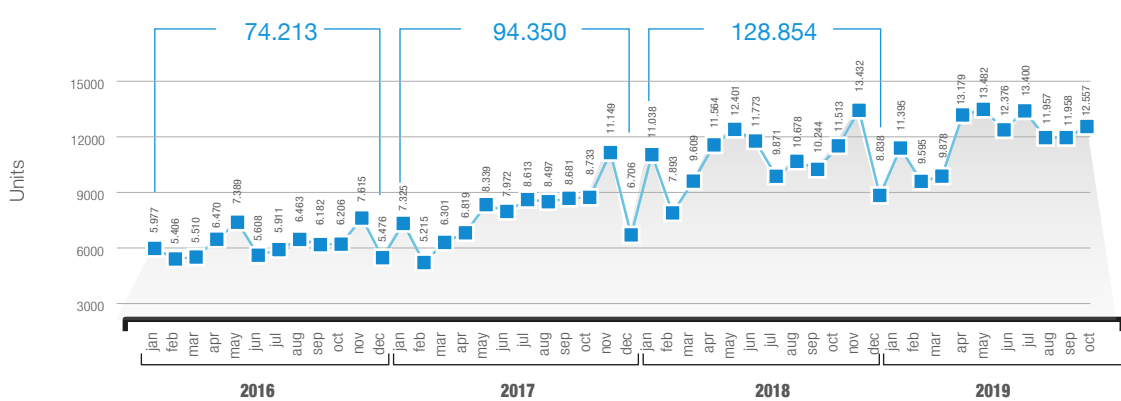


Source: Servicio Nacional de Aduana del Ecuador (SENAE), 2019

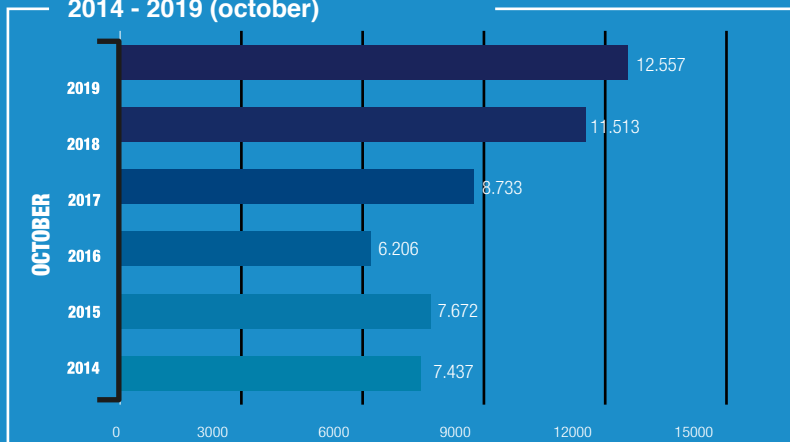


Motorcycle sales

Monthly motorcycle sales (units)

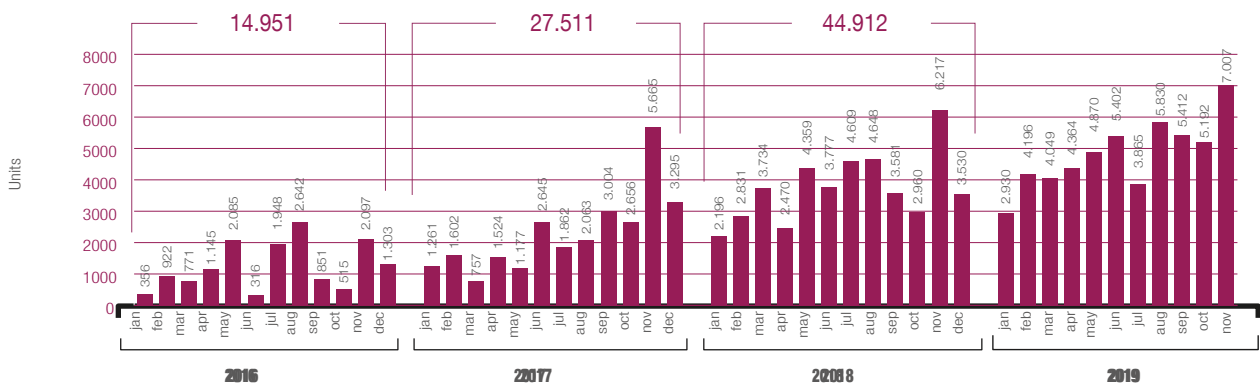


Historical motorcycle sales (units)
2014 - 2019 (october)

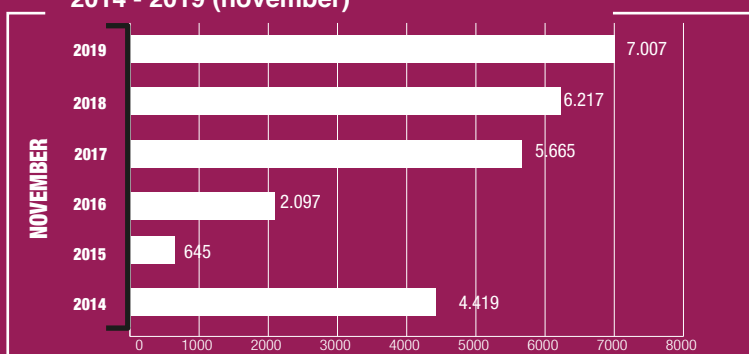


Motorcycle imports

Monthly motorcycle imports (units)



Historical motorcycle imports (units)
2014 - 2019 (november)





Macroeconomic figures

GDP	jan - sep 2018	jan - sep 2019
Real GDP (USD millions of 2007)	53.787	54.083
Nominal GDP (USD millions)	80.351	81.273
Variation of real GDP	1,5%	0,6%
	nov 2018	nov 2019
Inflation		
Annual	0,35%	0,04%
Monthly	-0,25%	-0,70%
Accumulated	0,17%	-0,06%
Foreign trade		
Exports (FOB USD millions)	jan - nov 2018	jan - nov 2019
Total	19.900	20.312
Oil	8.225	7.955
Non-oil	11.675	12.357
Imports (FOB USD millions)	jan - nov 2018	jan - nov 2019
Total	20.415	19.971
Oil	4.032	3.974
Non-oil	16.383	15.997
Balance trade (FOB USD millions)	jan - nov 2018	jan - nov 2019
Total	-515	342
Oil	4.193	3.981
Non-oil	-4.708	-3.639
	jan - nov 2018	jan - nov 2019
Oil		
WTI (average price)	\$ 66,29	\$ 56,77
	nov 2018	nov 2019
Foreign Currency Exchange		
USD/EURO	0,88	0,91
USD/COP	3.236	3.515
USD/PEN	3,38	3,40
USD/BRL	3,85	4,24
	sep 2018	sep 2019
Labor Market		
Working-age population	12.139.763	12.359.400
Economically Active Population	8.266.443	8.379.355
Employed population	7.933.625	7.972.485
Appropriate Employment	3.274.463	3.228.039
Underemployment	1.605.884	1.649.346
Unpaid Employment	879.552	870.833
Other non-full Employment	2.124.567	2.171.045
Unclassified Employment	49.159	53.228
Unemployment	332.818	406.871
Economically Inactive Population	3.873.320	9.380.045

Source: Banco Central del Ecuador (BCE), 2018; Instituto Nacional de Estadísticas y Censos (INEC), 2019
Elaboration: Asociación de Empresas Automotrices del Ecuador (AEADE)

Number of vehicles

Light **2'127.541**

Commercial **317.370**

1.046.150

489.521

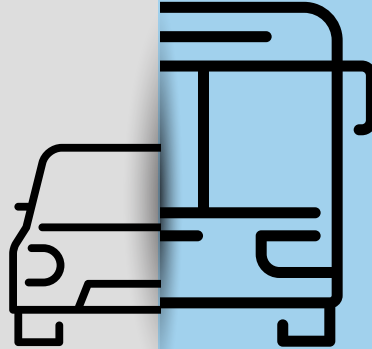
591.871



Automobile

SUV

Pickups



228.553*

36.362

52.455



Truck

Bus

Van

*The information corresponds to all kind of trucks including those with load capacity below 3.5 tons which are not considered heavy load trucks.

Vehicle fleet age

Average age: 16,0 years

1

1 - 5

5 - 10

10 - 15

15 - 20

20 - 25

25 - 30

30 - 35

35 +

130.734

459.622

614.739

356.943

191.199

207.133

131.051

49.962

303.528

5,35%

18,80%

25,14%

14,60%

7,82%

8,47%

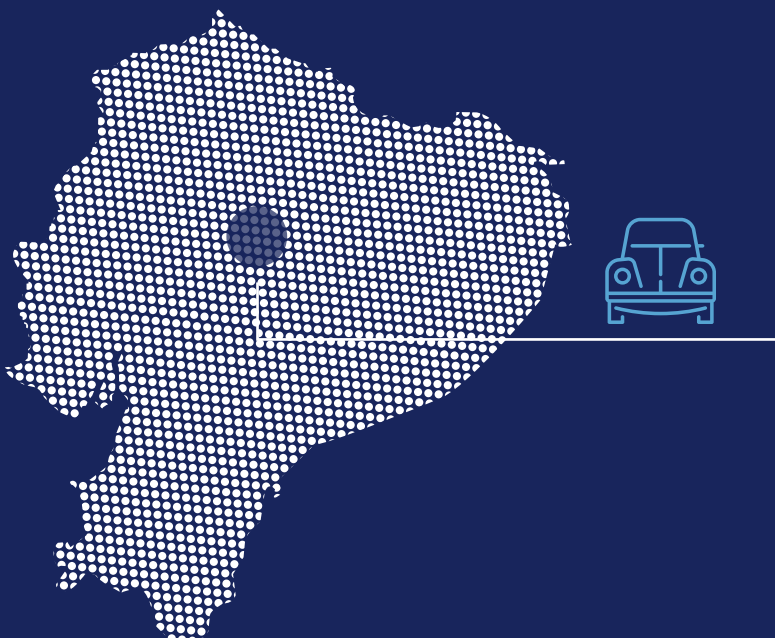
5,36%

2,04%

12,41%

TOTAL: 2'444.911

Geographic location



PICHINCHA	825.733
GUAYAS	629.642
AZUAY	173.146
TUNGURAHUA	141.411
MANABÍ	114.125
IMBABURA	73.519
EL ORO	65.716
CHIMBORAZO	65.014
LOJA	57.181
LOS RÍOS	55.748
COTOPAXI	55.317
SANTO DOMINGO	46.216
CAÑAR	35.672
ESMERALDAS	25.313
CARCHI	21.967
BOLIVAR	14.162
ORELLANA	9.167
SUCUMBÍOS	8.682
PASTAZA	8.398
MORONA SANTIAGO	5.095
NAPO	4.747
SANTA ELENA	4.541
ZAMORA CHINCHIPE	3.761
GALÁPAGOS	640



AUTOPLUS

Automotive Business Intelligence



LLANTÁ PLUS



MOTO PLUS



CREDI PLUS



IMPOR PLUS

¡Buy your plan now!



(02) 226 9052 / 226 9056 / 226 4925 / 226 4927



098 409 6898



analistatecnico@aeade.net



@AEADE.EC



www.aeade.net

