



# AUTOMOTIVE SECTOR

in figures

This publication is  
exclusively for  
AEADE affiliates

June 2021 - No.58

Published on July 29 2021

Núñez De Vela E 3-13 y Atahualpa  
Torre del Puente Building, 10th floor

Phone: 02 226 9052 / 226 9056

226 4925 / 226 4927

Quito - Ecuador



# AUTOMOTIVE SECTOR

in figures

- 1 Automotive Sector in Ecuador
- 2 Main Indicators
- 3 Vehicles Sales
- 5 Assembled Vehicle Sales
- 6 New Technologies
- 7 Vehicles Imports
- 8 Vehicle Exports

- 9 Tires Imports
- 10 Tires Exports
- 11 Motorcycles Imports
- 12 Motorcycles Sales
- 13 Short-Term Indicators
- 14 Macroeconomic Indicators
- 15 Ecuadorian Vehicle Fleet

**Vehicle manufacturing**

Activities	# workers
 Manufacture of motor vehicles, bodies (coachwork) for motor vehicles, trailers and semi-trailers	8.728
 Manufacture of parts and accessories for motor vehicles	2.645
<b>Subtotal</b>	<b>11.373</b>







**Employment 2019**

**Total Employment 2019: 182.491**

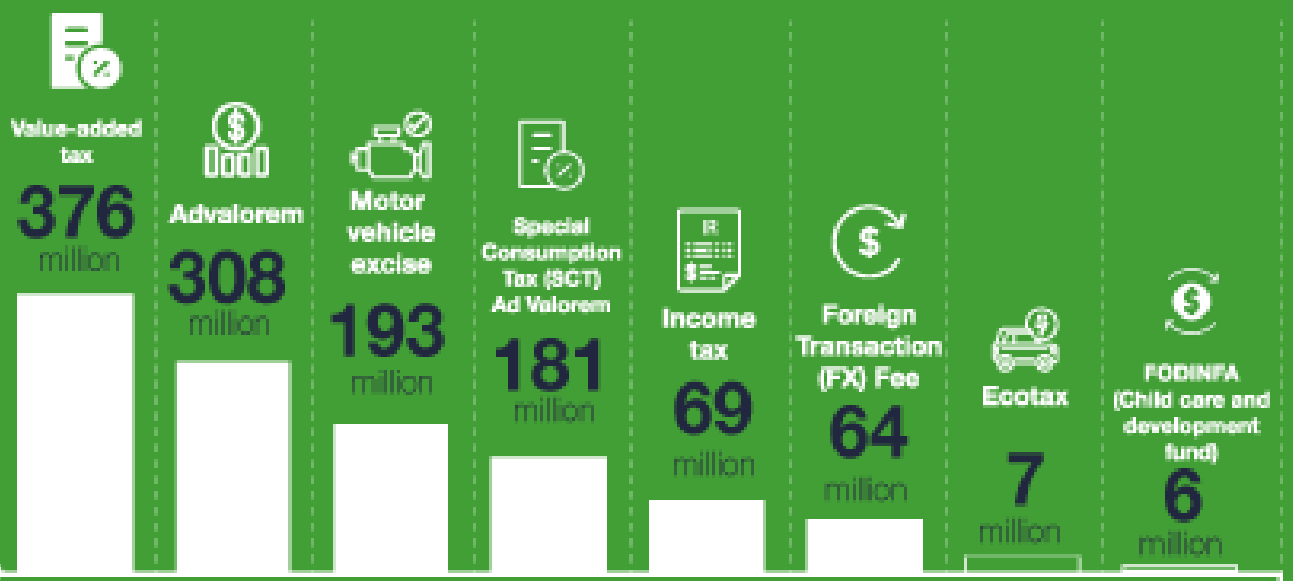
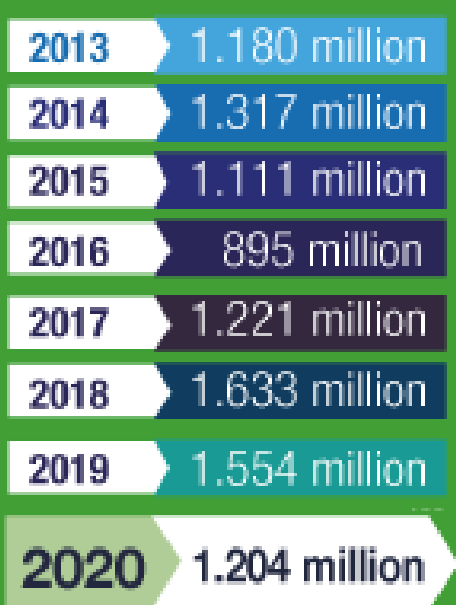
Source: Encuesta Nacional de Empleo, Desempleo y Subempleo. (ENEMDU), 2019



**Vehicle and motorcycle sale, maintenance and repair**

Activities	# workers
 Sale of motor vehicles	16.662
 Maintenance and repair of vehicles	110.552
 Sale of motor vehicles parts and accessories	32.531
 Sale, maintenance and repair of motorcycles	11.373
<b>Subtotal</b>	<b>171.118</b>

**Taxes (Importing and Assemblers Companies)**



1 Source: Servicio Nacional de Aduana del Ecuador (SENAE), 2021; Servicio de Rentas Internas (SRI), 2021

## Macroeconomic Indicators

Total trade balance	(May 2021)	460 USD millions FOB
Average oil price WTI	(May 2021)	65.23 USD
Annual inflation	(Jun 2021)	-0.7%
Annual GDP variation	(Jan-Dec 2020/2019)	-7.8 %

Source: Banco Central del Ecuador (BCE), 2021

## Credit



**Ordinary consumption:**  
Jan - Apr 2021  
USD 81.5 millions

Source: Superintendencia de Bancos, 2021



**Priority consumption:**  
Jan - Jun 2021  
USD 1,630 millions

## Light vehicles\* and commercial vehicles\*\* market



**Imports (CBU):**  
Jan - Jun 2021  
44,475  
units



**Assembled vehicles sales:**  
Jan - Jun 2021  
7,479  
units



**Exports:**  
Jan - Jun 2021  
81  
units



**Total sales:**  
Jan - Jun 2021  
54,932  
units

\*Light vehicles: automobiles, pickups, SUV \*\*Commercial vehicles: VAN, trucks, buses

Source: Servicio Nacional de Aduana del Ecuador (SENAE), 2021;  
Asociación de Empresas Automotrices del Ecuador (AEADE), 2021

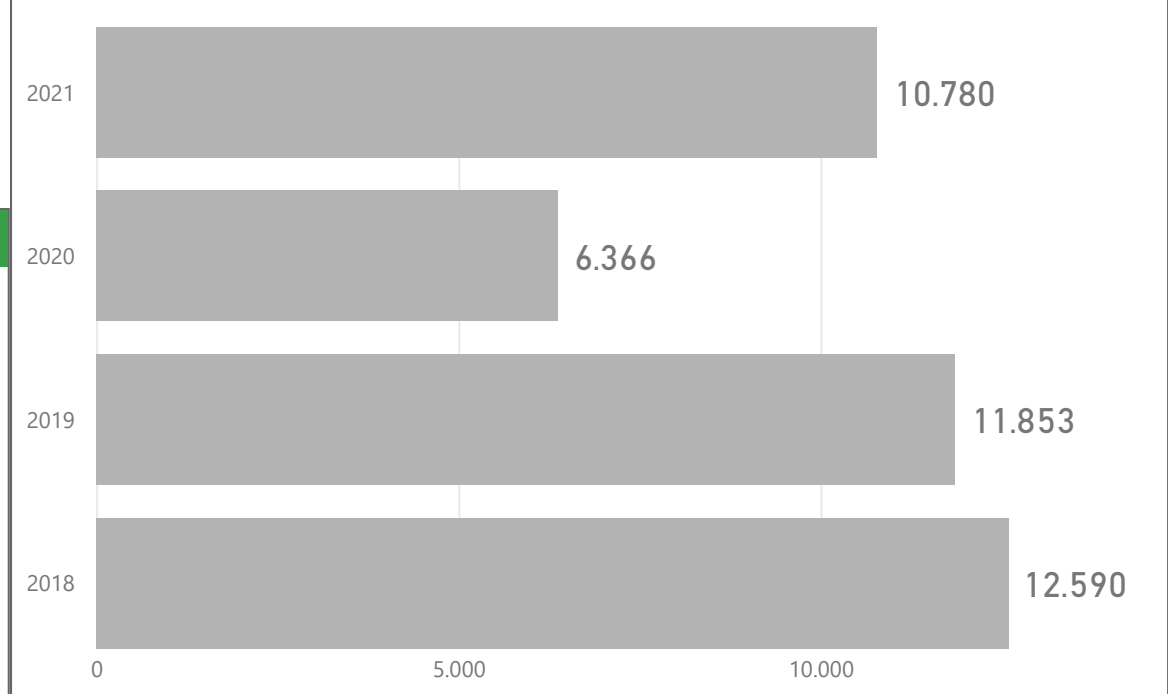


# Vehicles Sales

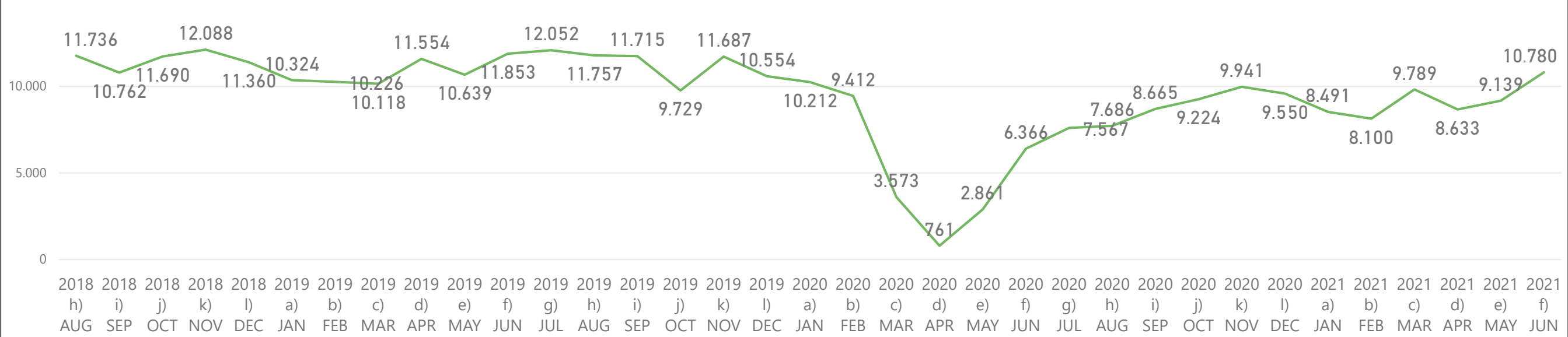
## Vehicle Sales by Segments

Segments	Jun 21	Jun 20	Jan-Jun 21	Jan-Jun 20	Var May/Jun 21	Var Jun 21/20	Var Jan-Jun 21/20
SUV	4.572	2.228	21.906	11.477	32,6 %	105,2 %	90,9 %
AUTOMOBILE	3.128	2.039	17.291	12.460	6,1 %	53,4 %	38,8 %
PICK UP	1.904	1.042	9.230	4.810	17,9 %	82,7 %	91,9 %
TRUCK	830	825	4.724	2.836	3,8 %	0,6 %	66,6 %
VAN	330	208	1.665	1.361	10,4 %	58,7 %	22,3 %
BUS	16	24	116	241	-42,9 %	-33,3 %	-51,9 %
<b>Total</b>	<b>10.780</b>	<b>6.366</b>	<b>54.932</b>	<b>33.185</b>	<b>18,0 %</b>	<b>69,3 %</b>	<b>65,5 %</b>

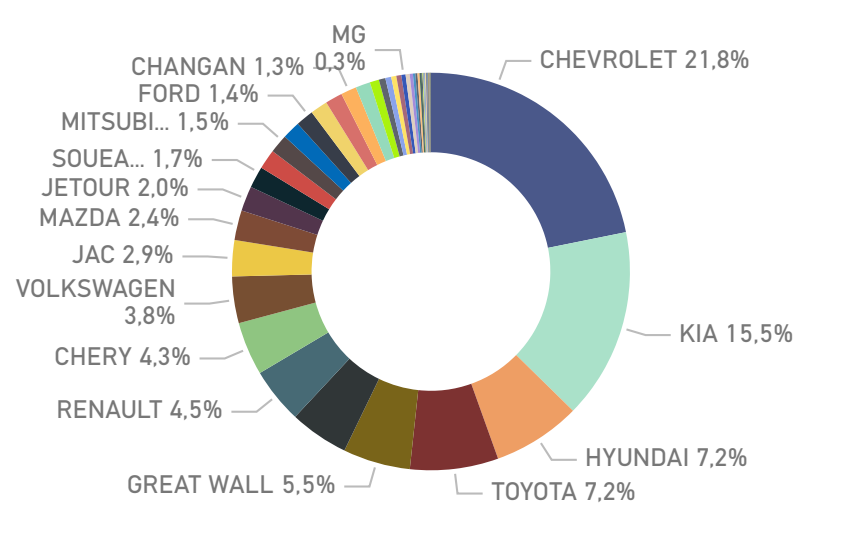
## Historical Vehicle Sales (units) 2018-2021 (Jun)



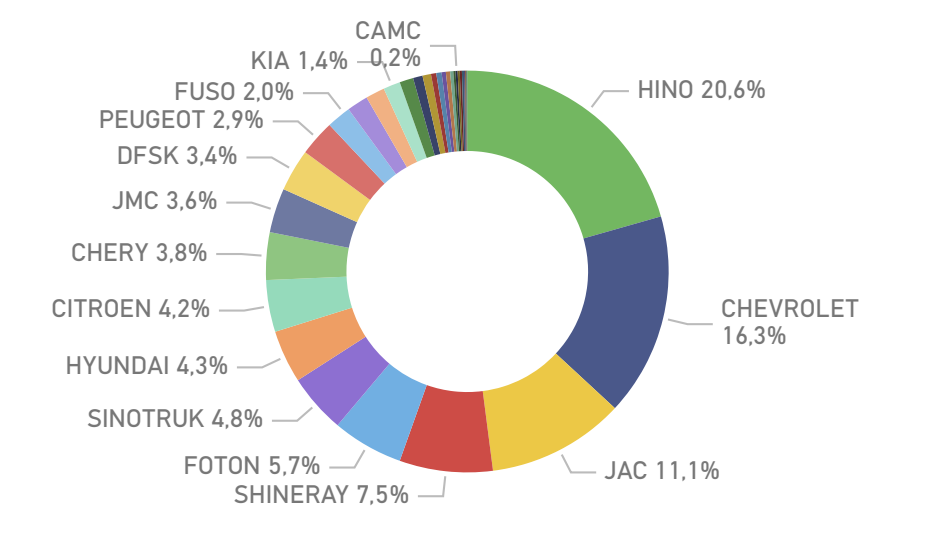
## Monthly Vehicle Sales (units)



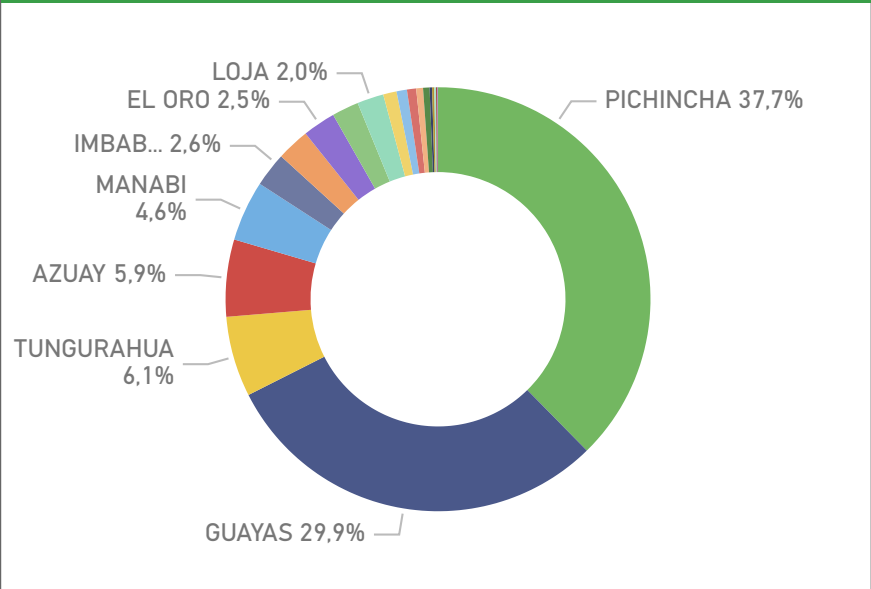
Markets Share by Brand Light Vehicles\* 2021 (Jun)



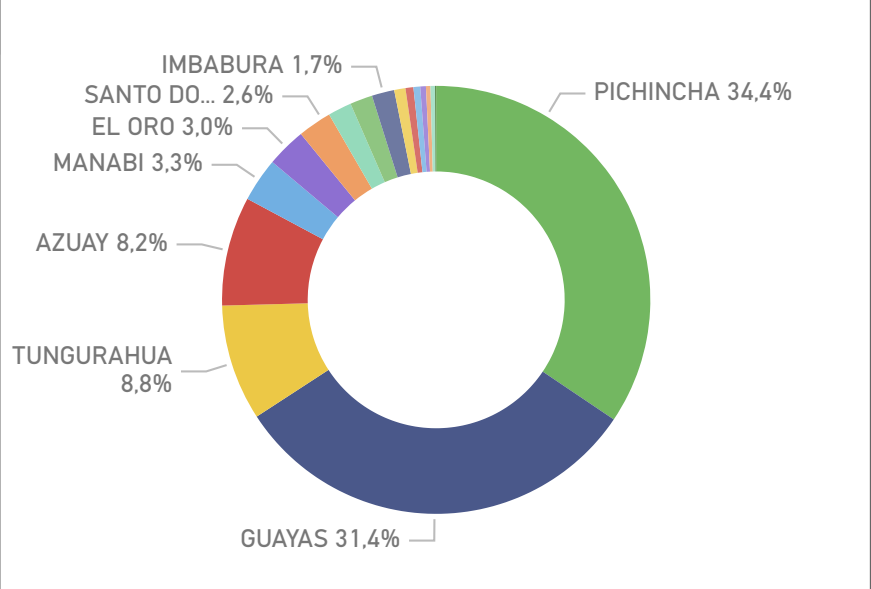
Market Share by Brand Commercial Vehicles\*\* 2021 (Jun)



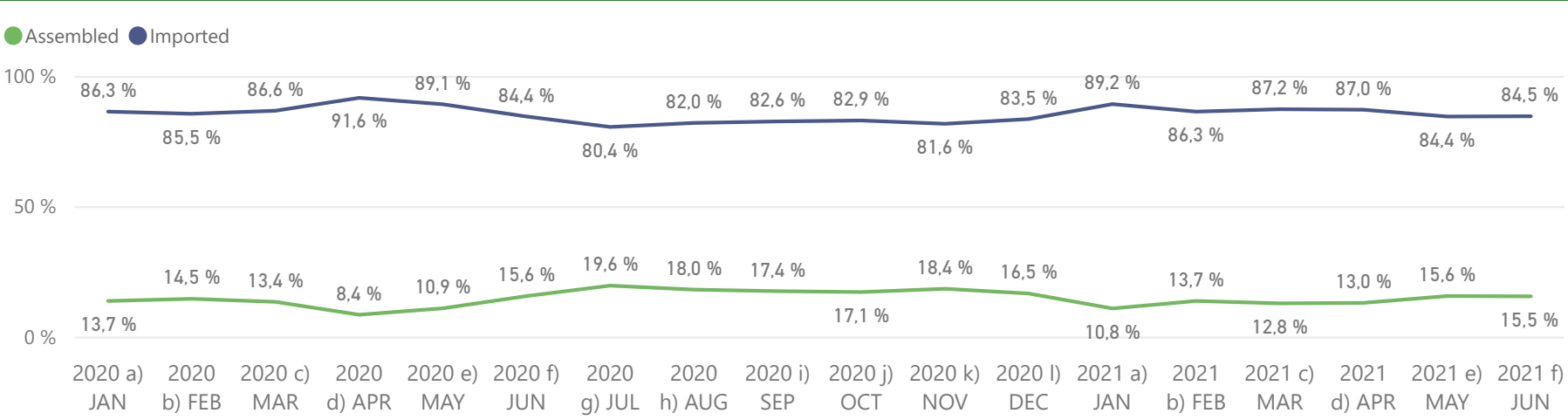
Market Share by Province (units) Light Vehicles\* 2021 (Jun)



Market Share by Province (units) Commercial Vehicles\*\* 2021 (Jun)

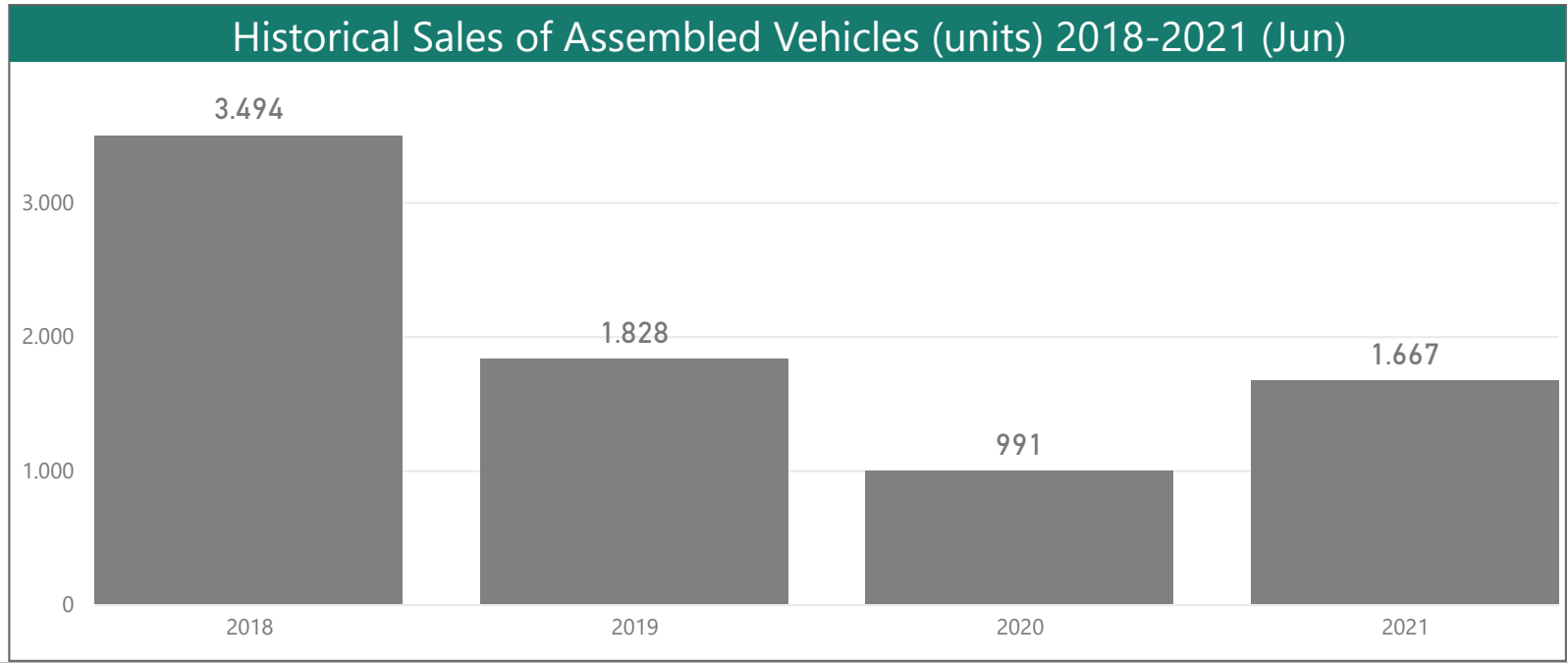


Market Share: Imported vs. Assembled (% Share)

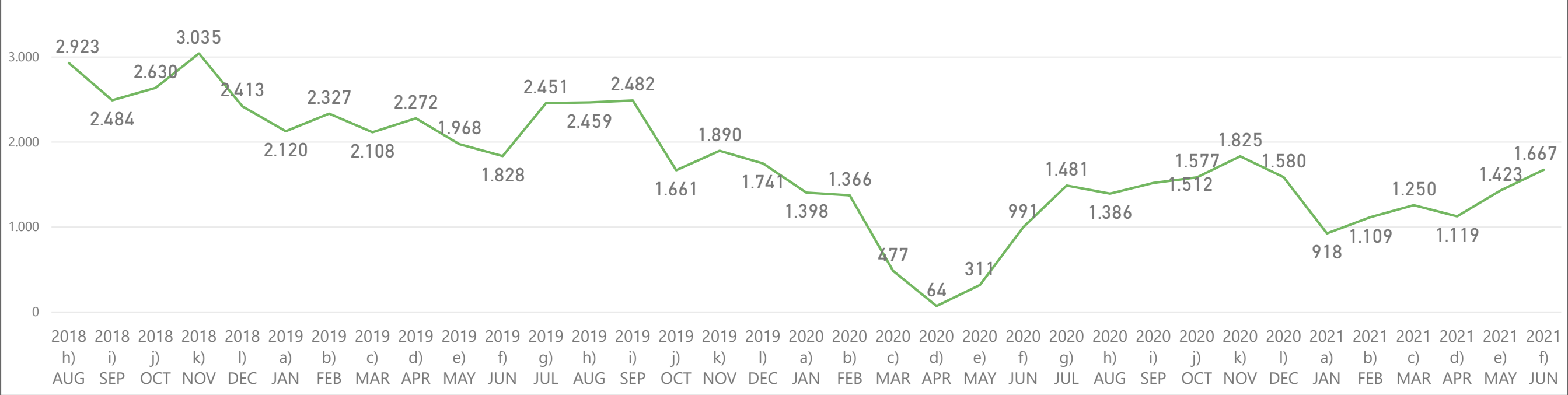


4 \*Light vehicles Automobile, SUV, Pick up  
\*\*Commercial vehicles: Bus, Truck, VAN

Source: AUTOPLUS - Asociación de Empresas Automotrices del Ecuador (AEADE).



### Monthly Sales of Assembled Vehicles in Ecuador (units)



**AUTOMOTIVE SECTOR** in figures | **AEADE** ASOCIACIÓN DE EMPRESAS AUTOMOTRICES DEL ECUADOR

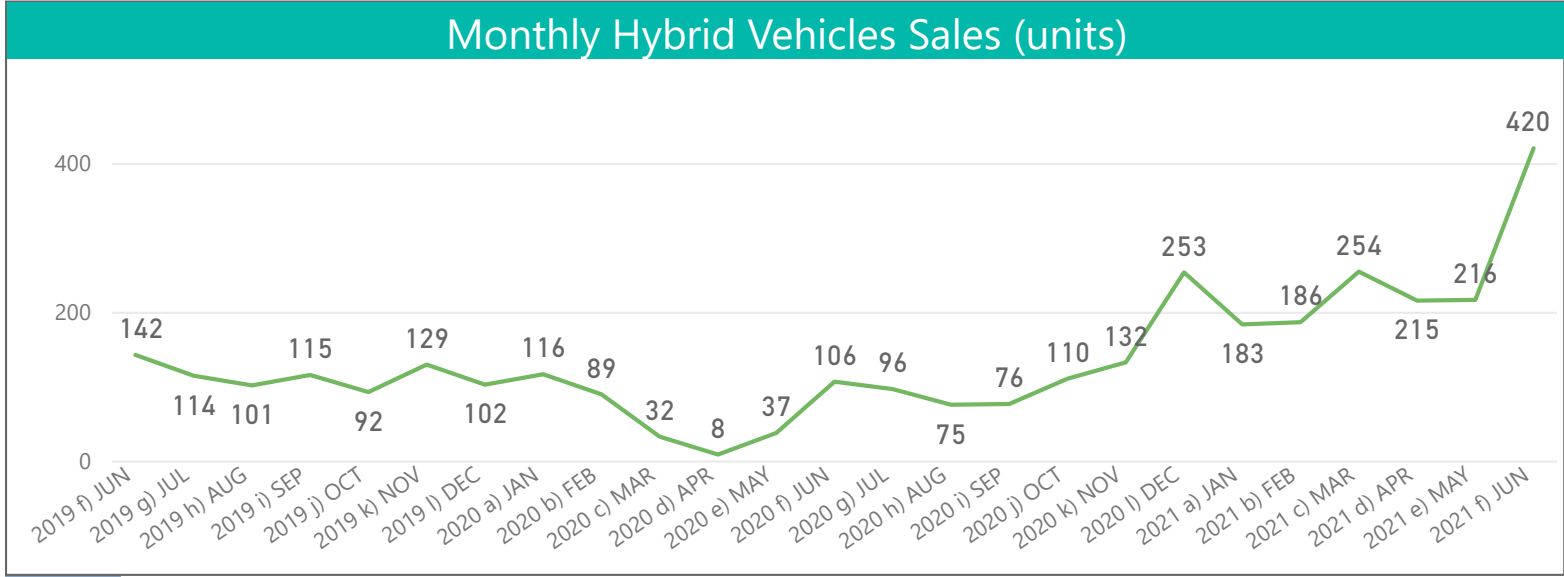
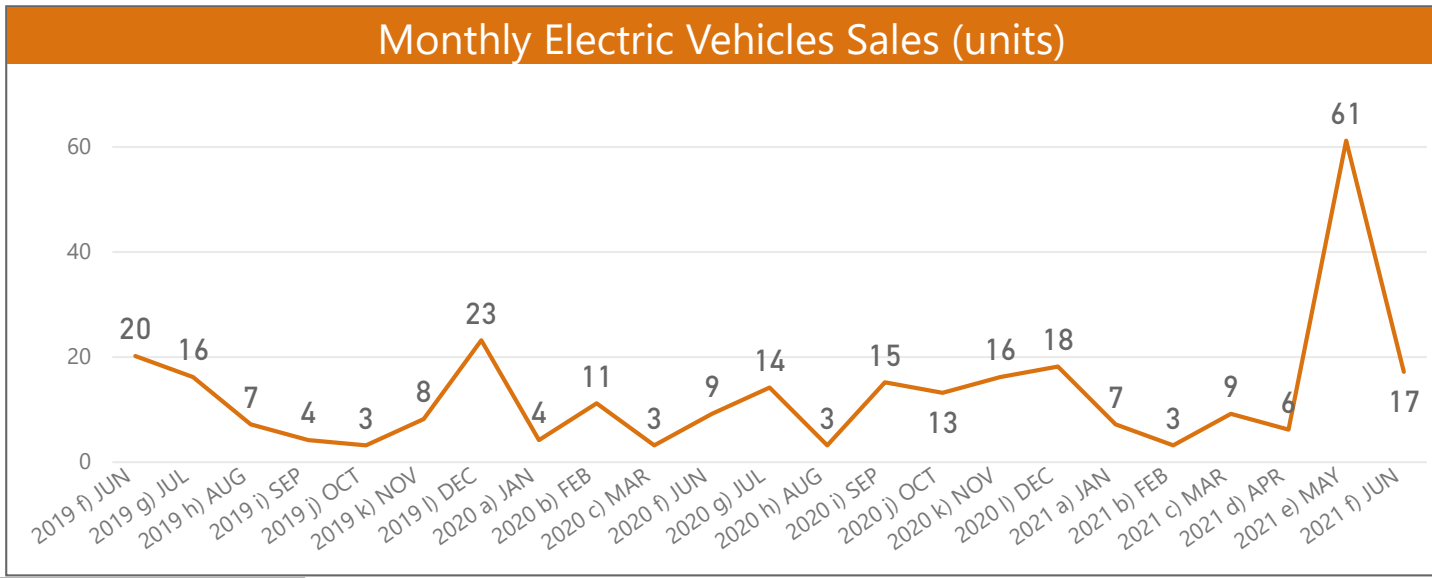
**New technologies**

**AUTOMOTIVE SECTOR** in figures | **AEADE** ASOCIACIÓN DE EMPRESAS AUTOMOTRICES DEL ECUADOR

**Electric Vehicles**

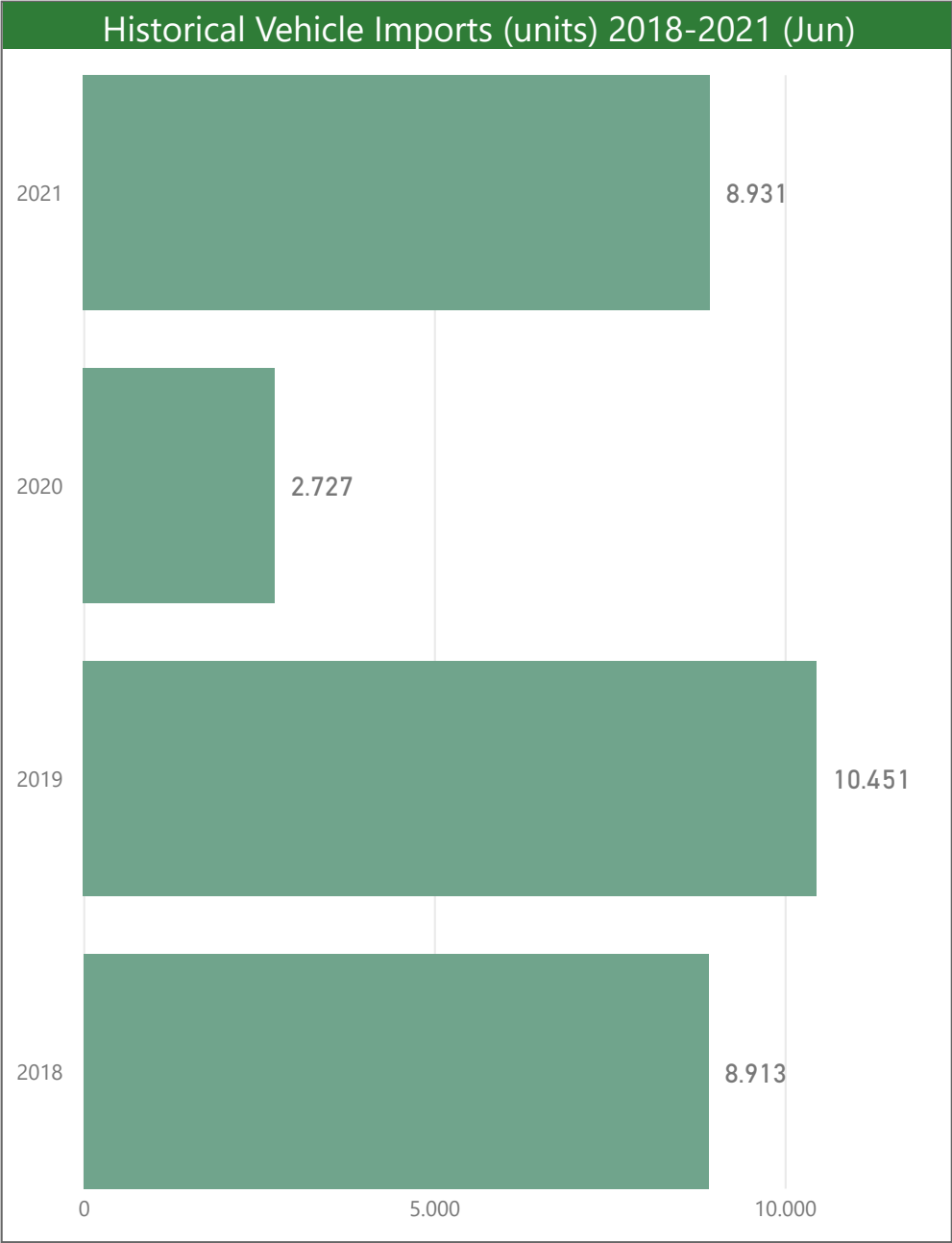
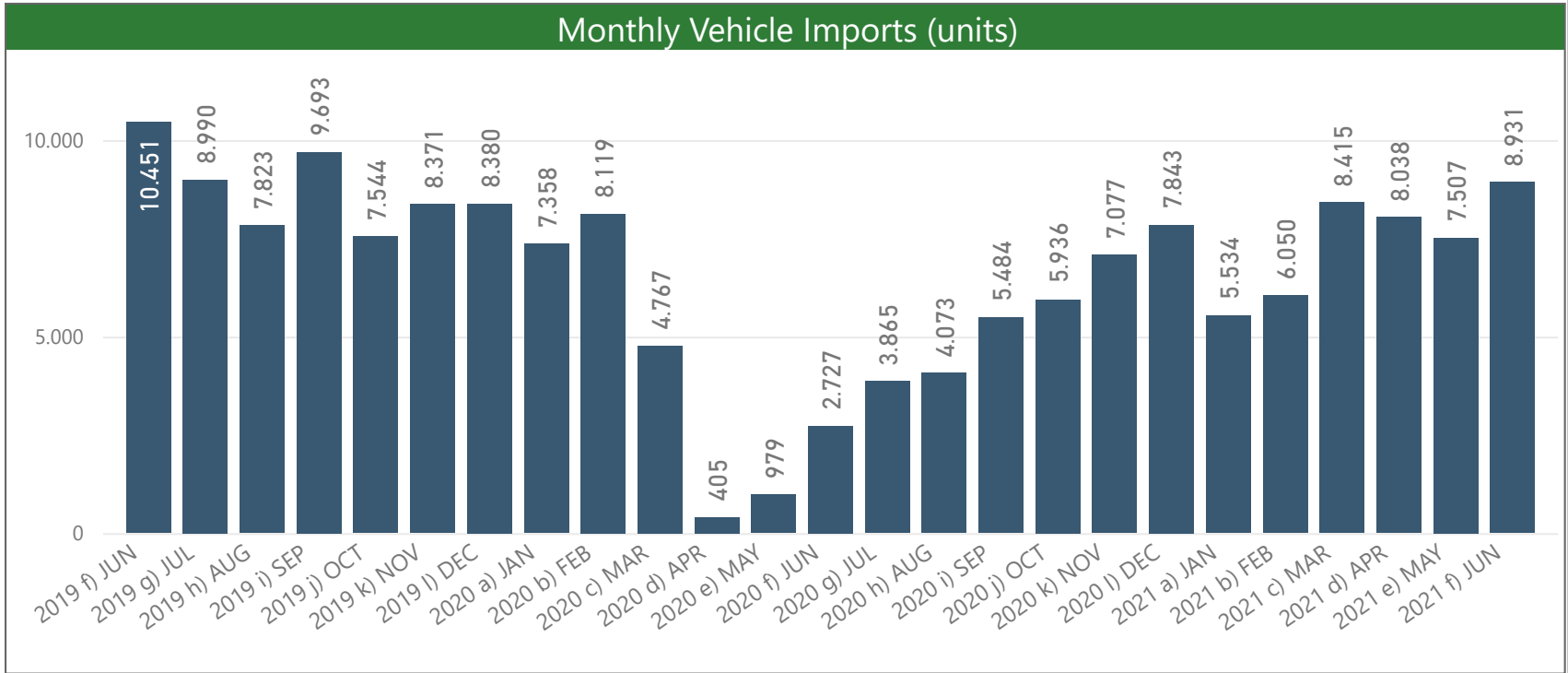
**AUTOMOTIVE SECTOR** in figures | **AEADE** ASOCIACIÓN DE EMPRESAS AUTOMOTRICES DEL ECUADOR

**Hybrid Vehicles**



Source: AUTOPLUS - Asociación de Empresas Automotrices del Ecuador (AEADE).

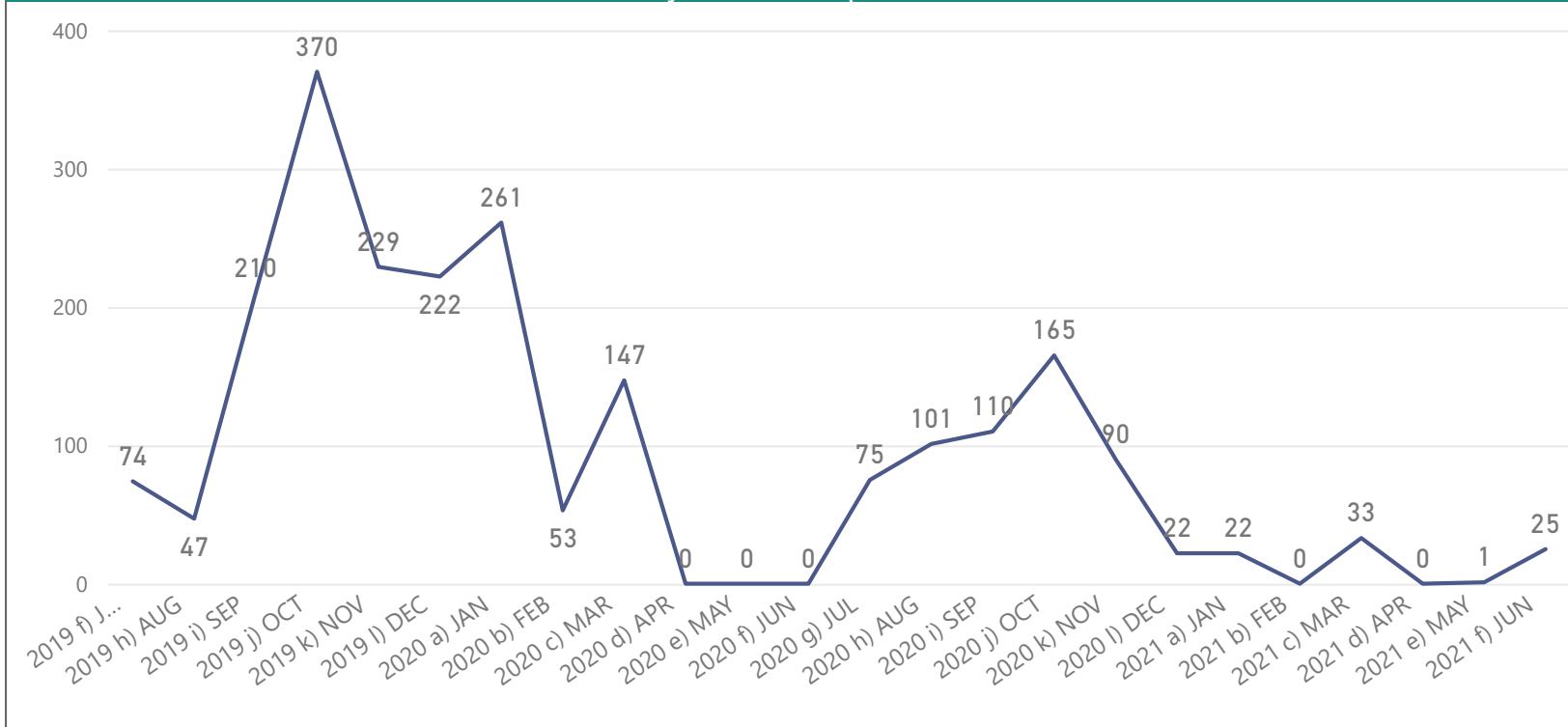




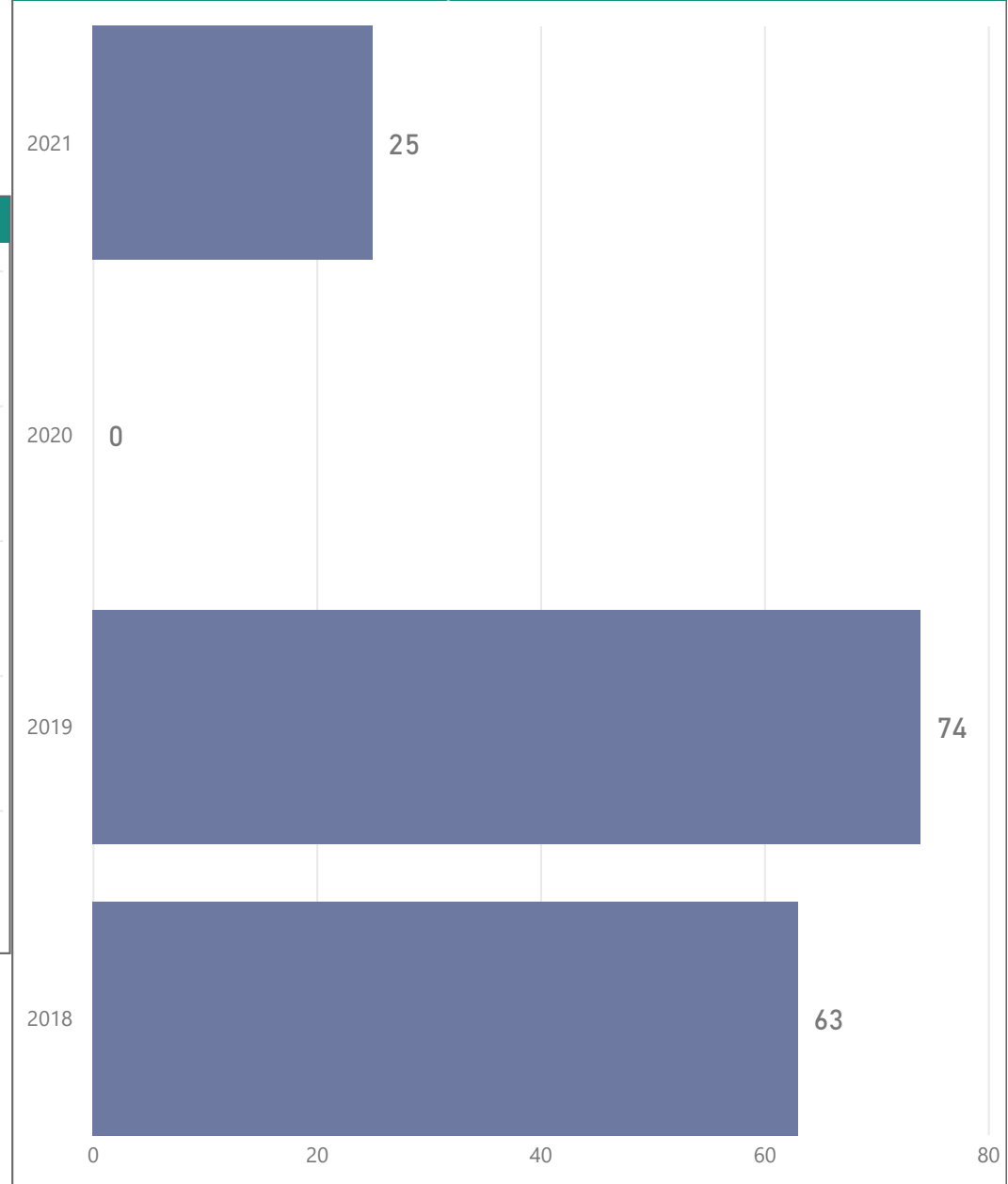
Source: SENA- Servicio Nacional de Aduana del Ecuador



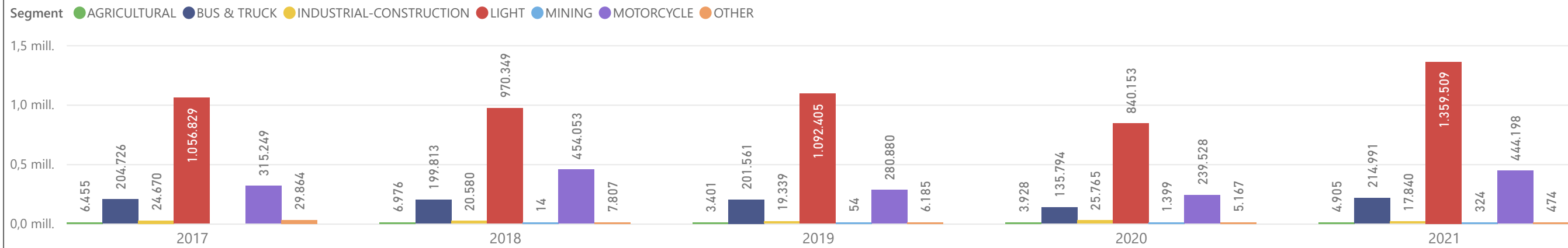
Monthly Vehicle Exports (units)



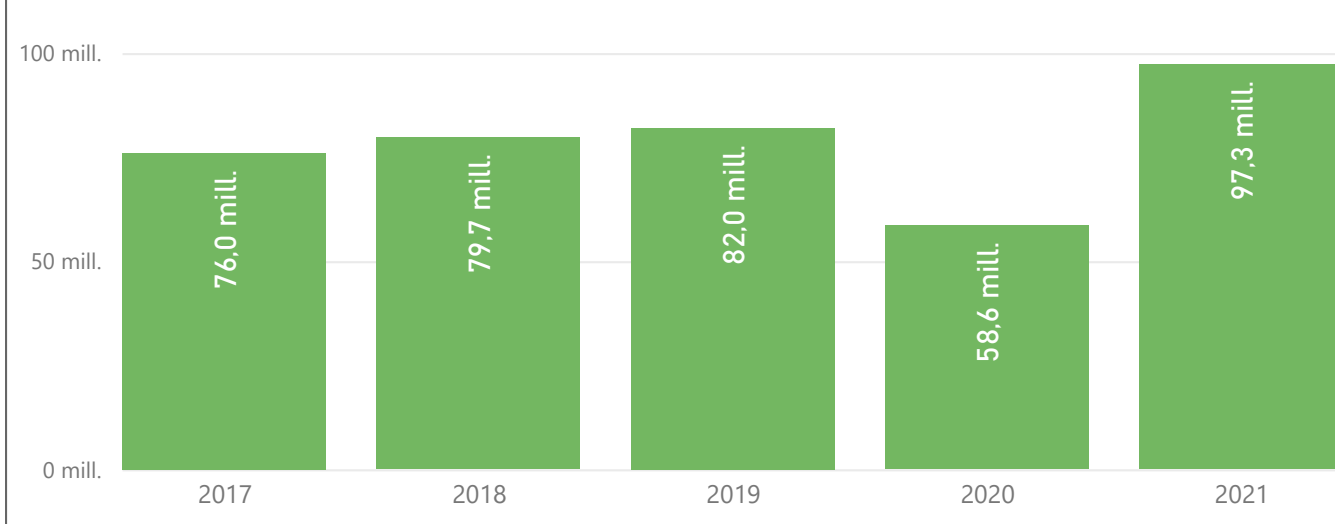
Historical Vehicle Exports (units) 2018-2021 (Jun)



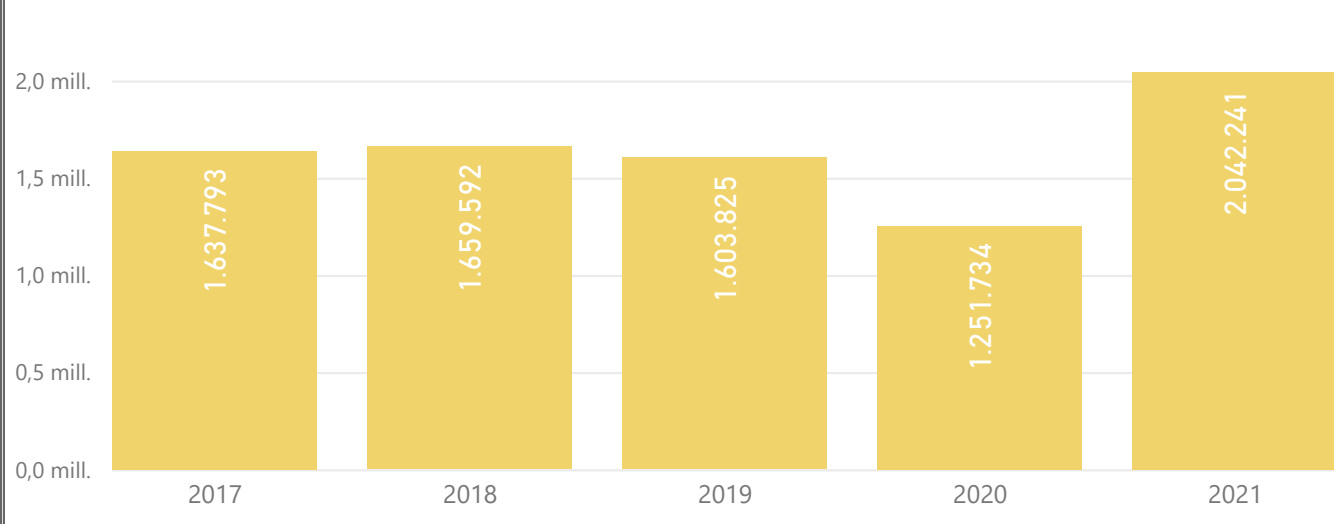
**Total Tires Imports by Segment (units) 2017-2021 (Jan-Jun)**



**Total Tires Imports\* (million USD-CIF) 2017-2021 (Jan-Jun)**



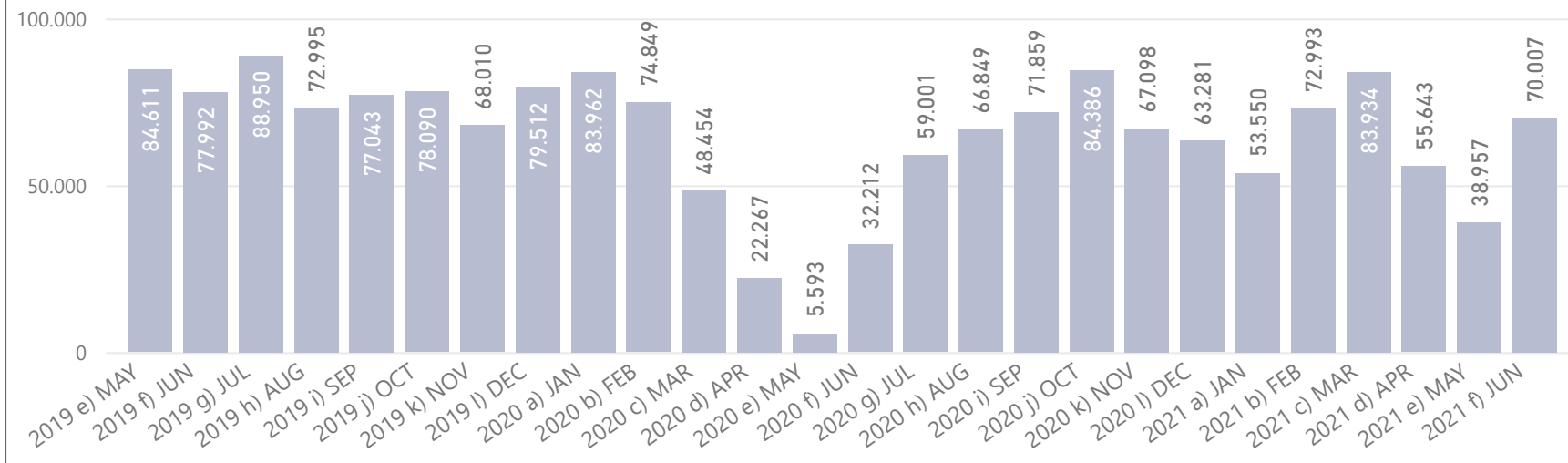
**Total Tires Imports\* (units) 2017-2021 (Jan-Jun)**



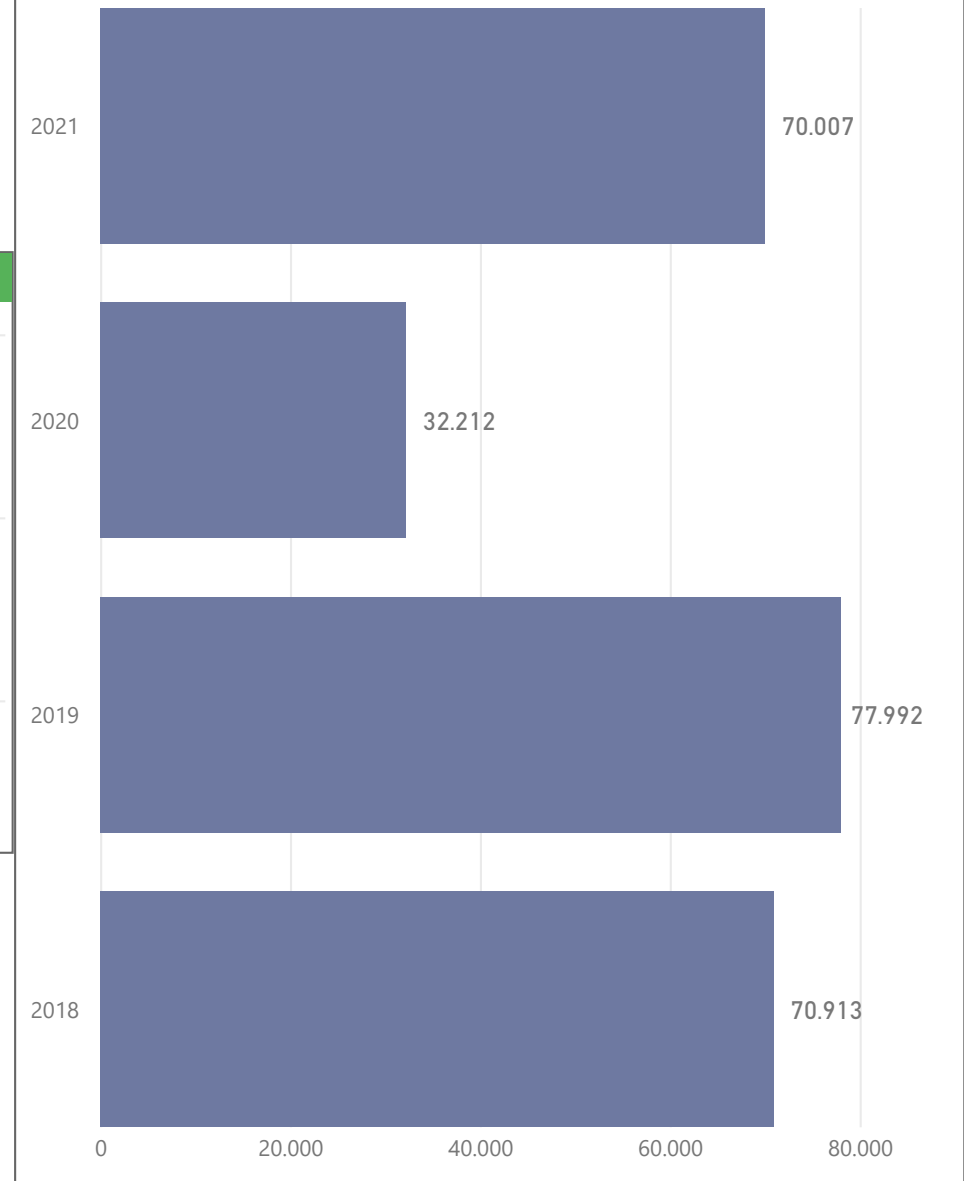
\*Airplane and bicycle segments are excluded

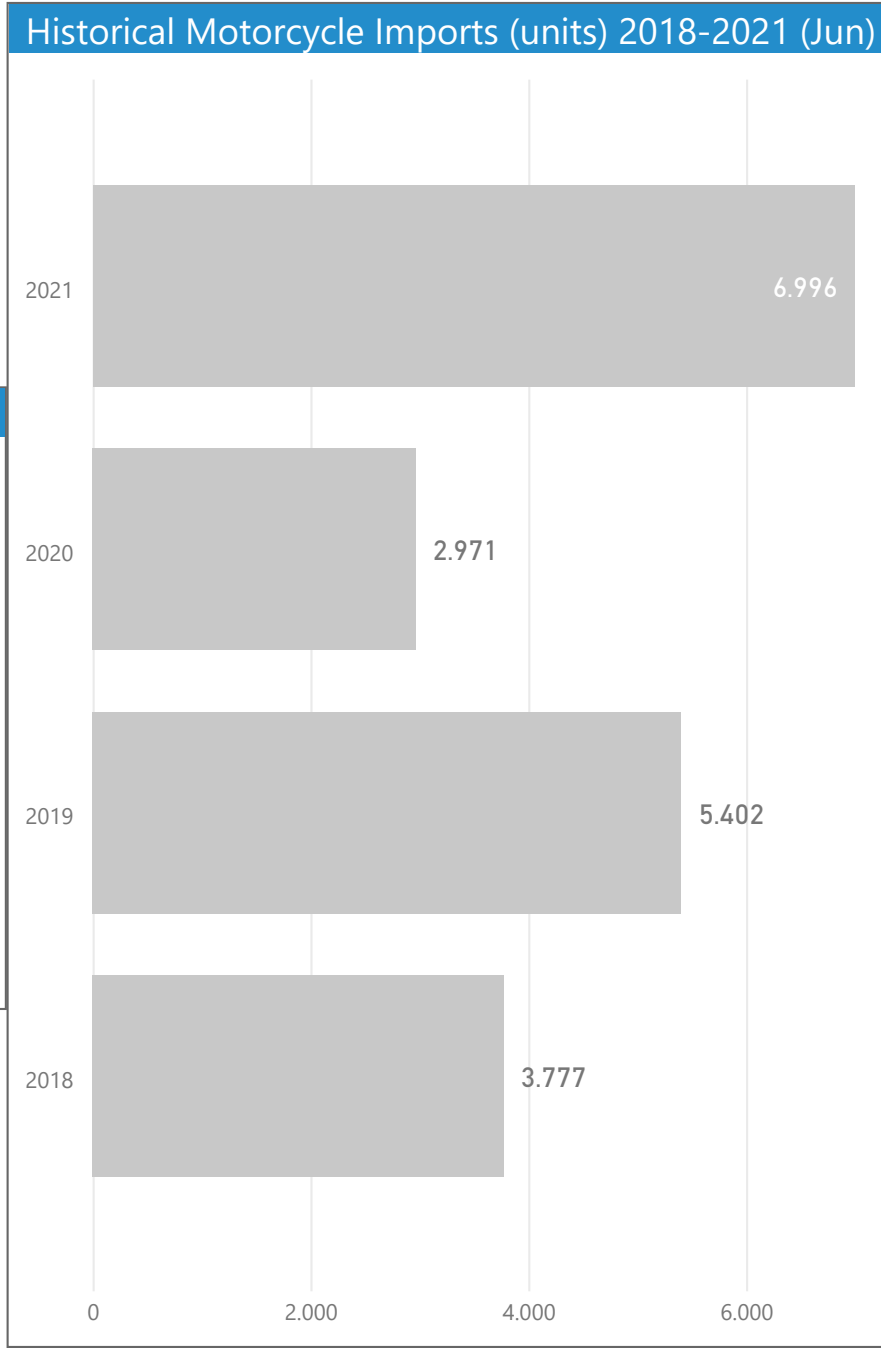
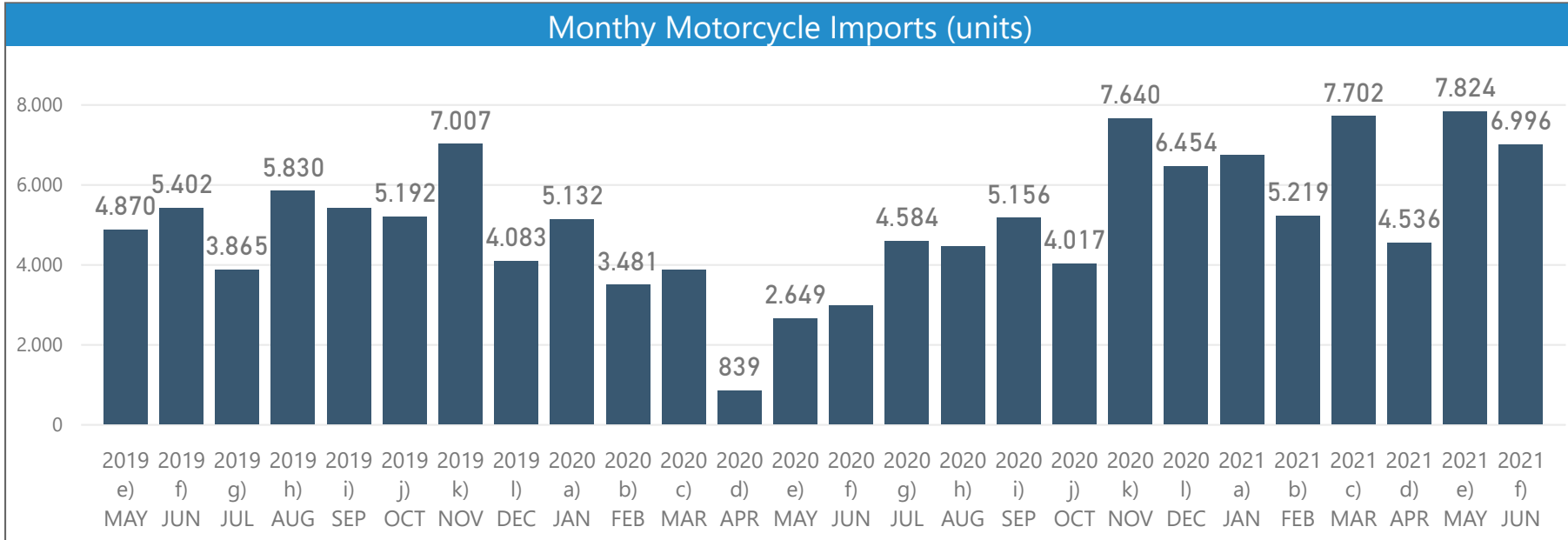


Monthly Tires Exports (units)



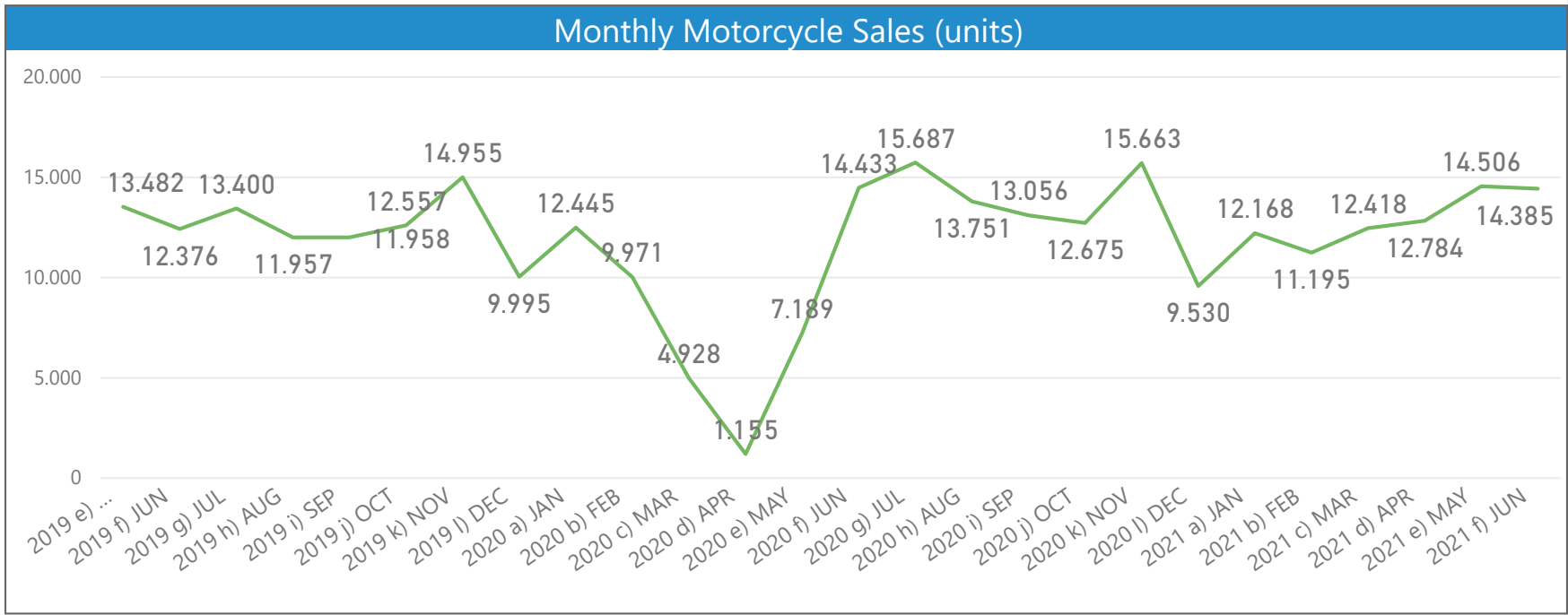
Historical Tires Exports (units) 2018-2021 (Jun)



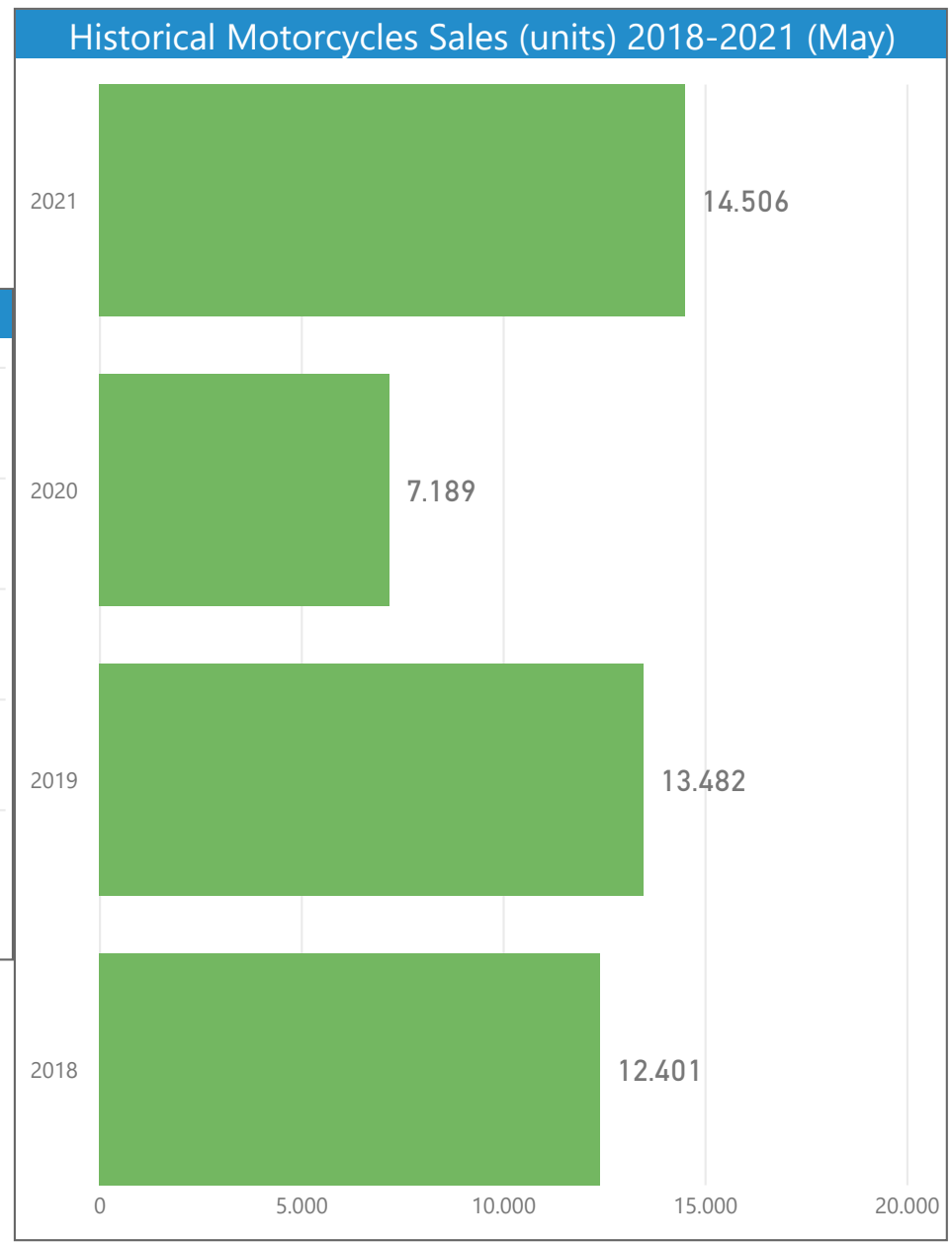


Source: SENA- Servicio Nacional de Aduana del Ecuador

# Motorcycle Sales

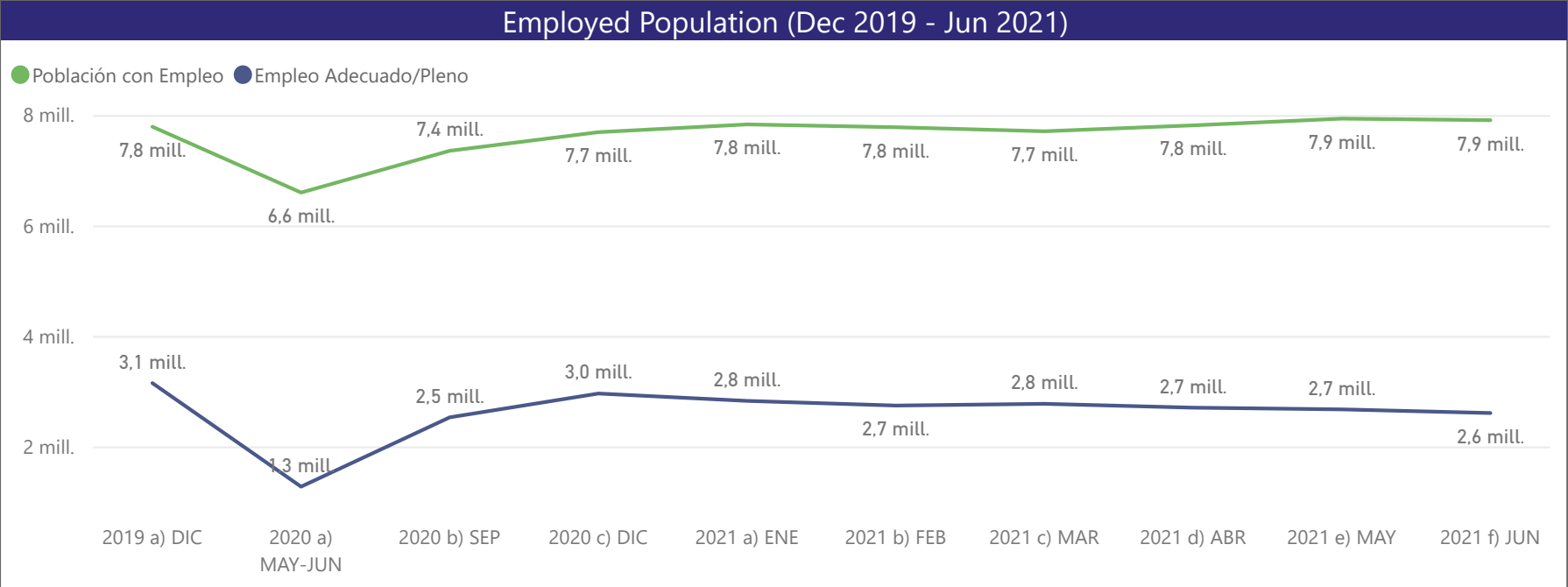


Note.: June 2021 is provisional data

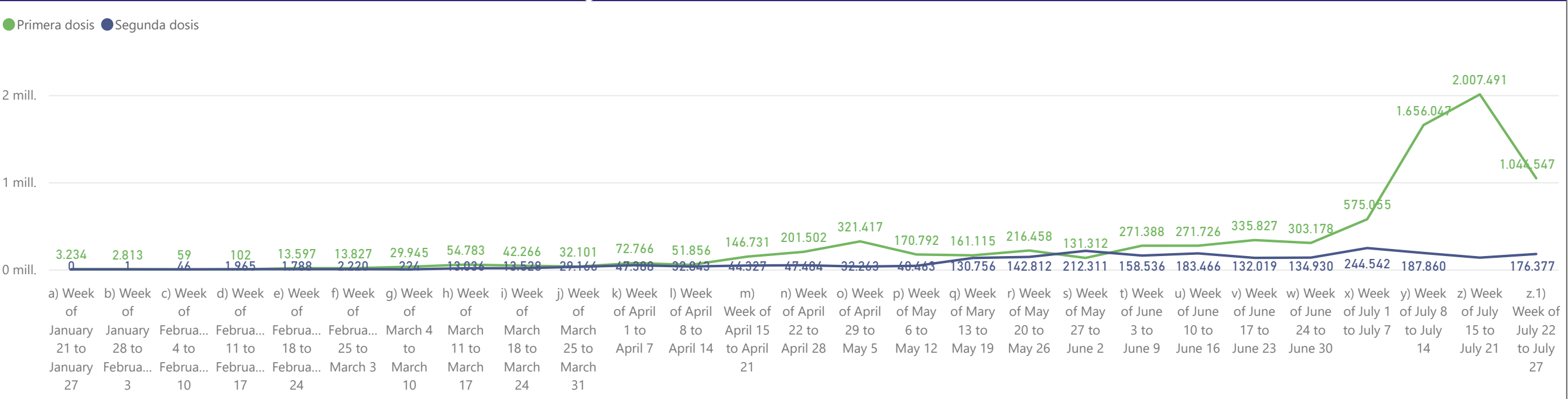


Employment in Ecuador has been showing signs of recovery since September 2020. However, it is evident that adequate employment has deteriorated structurally and formal employment has not yet reached its pre-pandemic values.

The vaccination capacity in Ecuador has grown by more than 400% since the corporate vaccination campaigns began. During the month of July, 10 million administered doses have been reached.



### Progress of Covid-19 Vaccination Plan in Ecuador






GDP	Jan - Dec 2020	Jan - Dec 2019	Variation
Nominal GDP (USD millions)	98.808	107.436	-8,0 %
Real GDP (USD millions of 2007)	66.308	71.909	-7,8 %



Oil	May 2021	May 2020
WTI (average price)	65,23	28,57



Inflation	June 2021	June 2020
Accumulated	0,6 %	0,4 %
Monthly	-0,2 %	-0,6 %
Annual	-0,7 %	0,2 %



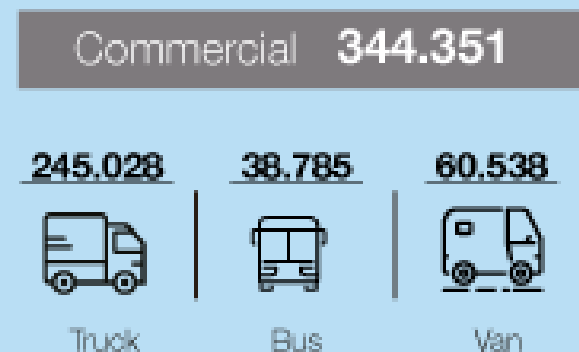
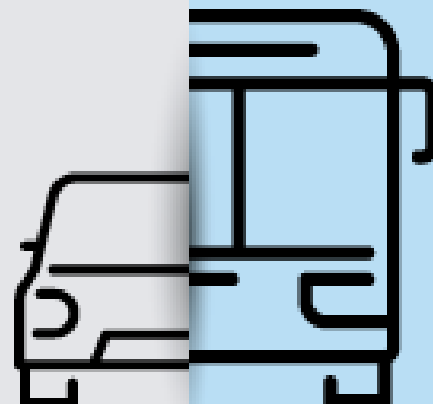
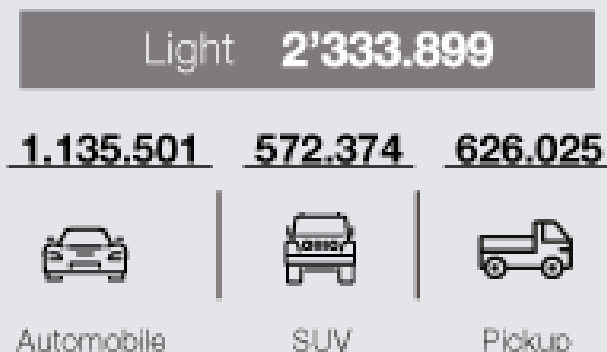
Foreing currency exchange	June 2021	June 2020
USD/COP	3.752,35	3.743,92
USD/BRL	4,98	5,48
USD/PEN	3,86	3,54
USD/EURO	0,84	0,89

FOREING TRADE	May 2021	May 2020
1) Exports (FOB USD millions)		
1.1) Non Oil Exports	1.412	1.224
1.2) Oil Exports	821	224
1.3) Total Exports	2.232	1.448
2) Imports (FOB USD millions)		
2.1) Non Oil Imports	1.468	1.092
2.2) Oil Imports	304	82
2.3) Total Imports	1.772	1.175
3) Trade Balance (FOB USD millions)		
3.1) Non Oil Trade Balance (USD FOB million)	-56	132
3.2) Oil Trade Balance (USD FOB million)	517	141
3.3) Total Trade Balance (USD FOB million)	460	273

Labor Market	June 2021	June 2019
1) Working-age population	12.659.586	12.316.194
2) Economically active population	8.332.656	8.231.949
2.1) Employed population	7.905.781	7.865.786
2.2) Appropriate employment	2.604.263	3.123.743
2.3) Underemployment	1.917.390	1.667.278
2.4) Unpaid employment	1.074.505	855.741
2.5) Other non-full employment	2.254.112	2.169.741
2.6) Unclassified employment	55.511	49.282
3) Unemployment	426.875	366.163
4) Economically inactive population	4.326.930	4.084.245



## Number of vehicles



\*The information corresponds to all kind of trucks including those with load capacity below 3.5 tons which are not considered heavy load trucks.

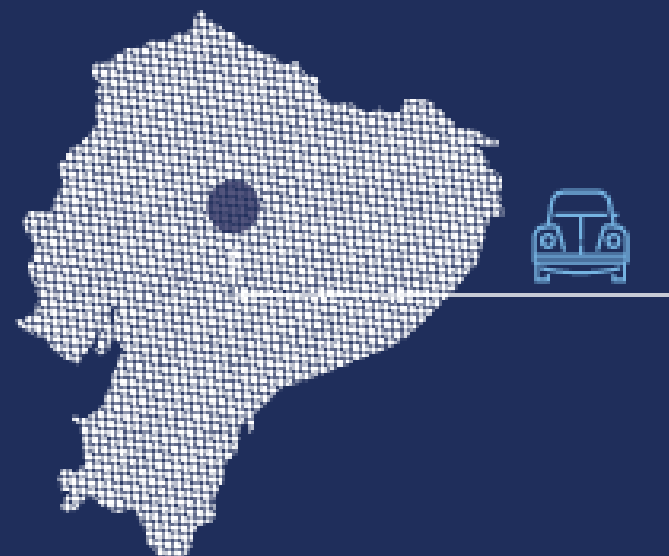
## Vehicle fleet age

Average age: 15,8 years

0	1 - 5	6 - 10	11 - 15	16 - 20	21 - 25	26 - 30	31 - 35	+36
85.818	515.699	622.118	461.829	224.704	186.781	197.030	68.176	316.095
3%	19%	23%	17%	8%	7%	7%	3%	12%

**TOTAL: 2'678.250**

## Geographic location



PICHINCHA	912.843
GUAYAS	696.030
AZUAY	198.903
TUNGURAHUA	157.729
MANABI	123.545
IMBABURA	80.587
EL ORO	71.518
CHIMBORAZO	70.087
LOJA	62.075
LOS RIOS	57.680
COTACACHI	57.218
SANTO DOMINGO	51.837
CAÑAR	36.543
ESMERALDAS	26.889
CARCHI	22.137
BOLIVAR	14.166
ORELLANA	9.759
SUCUMBIOS	9.100
PASTAZA	9.304
MORONA SANTIAGO	5.105
NAPO	4.941
SANTA ELENA	0.152
ZAMORA CHINCHIPE	3.092
GALÁPAGOS	652

**NEW**

**FINAN**  
plus 

*Financial Business Intelligence Software*

**LANTA**  
plus 

**MOTO**  
plus 

**COMBUS**  
plus 

**IMPOR**  
plus 

**AUTO**  
plus 

*Get your plan now!*

 (02) 226 9052 / 226 9056 / 226 4925 / 226 4927

 098 409 6898

 mcorella@aeade.net / ncarrillo@aeade.net



ASOCIACIÓN DE EMPRESAS  
AUTOMOTRICES DEL ECUADOR

[www.aeade.net](http://www.aeade.net)



[Aeade.Ec](https://www.facebook.com/Aeade.Ec)



[@AeadeEc](https://twitter.com/AeadeEc)



[Aeade](https://www.linkedin.com/company/Aeade)



[@aeade\\_ec](https://www.instagram.com/aeade_ec)



[AeadeEcuador](https://www.tiktok.com/@AeadeEcuador)



[Aeade Ec](https://www.youtube.com/channel/UC...)