



# AUTOMOTIVE SECTOR

in figures

This publication is  
exclusively for  
AEADE affiliates

August 2021 - No.60

Published on September 24 2021

Núñez De Vela E 3-13 y Atahualpa  
Torre del Puente Building, 10th floor

Phone: 02 226 9052 / 226 9056

226 4925 / 226 4927

Quito - Ecuador

# AUTOMOTIVE SECTOR

in figures

- 1 Automotive Sector in Ecuador
- 2 Main Indicators
- 3 Vehicles Sales
- 5 Assembled Vehicle Sales
- 6 New Technologies
- 7 Vehicles Imports
- 8 Vehicle Exports

- 9 Tires Imports
- 10 Tires Exports
- 11 Motorcycles Imports
- 12 Motorcycles Sales
- 13 Short-Term Indicators
- 14 Macroeconomic Indicators
- 15 Ecuadorian Vehicle Fleet



**Vehicle manufacturing**

Activities	# workers
Manufacture of motor vehicles, bodies (coachwork) for motor vehicles, trailers and semi-trailers	8.728
Manufacture of parts and accessories for motor vehicles	2.645
<b>Subtotal</b>	<b>11.373</b>



**Employment 2019**

**Total Employment 2019: 182.491**

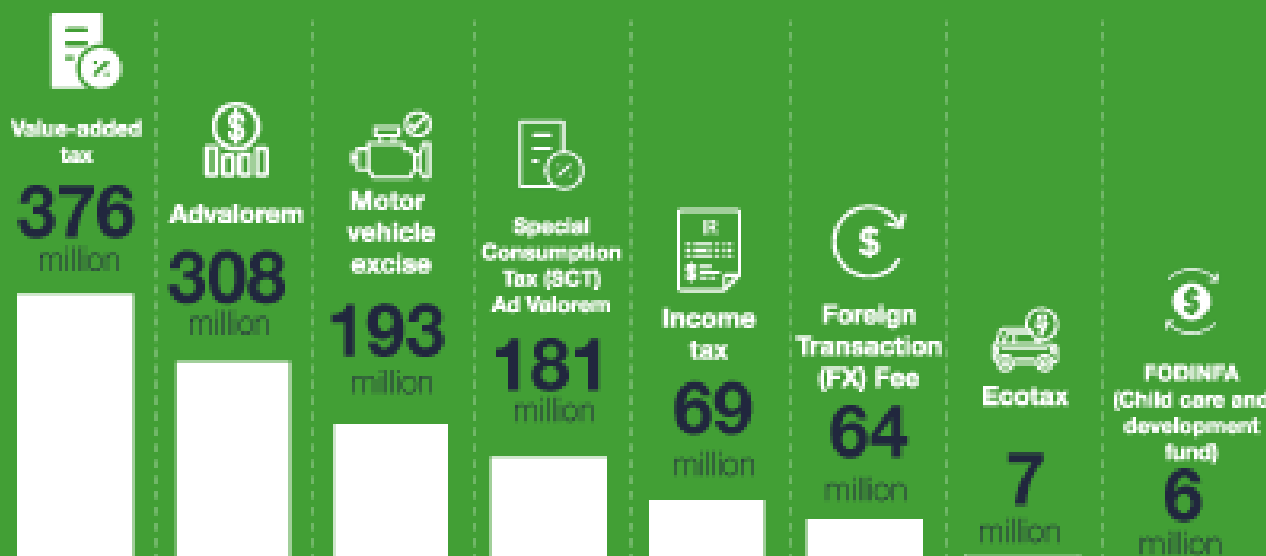
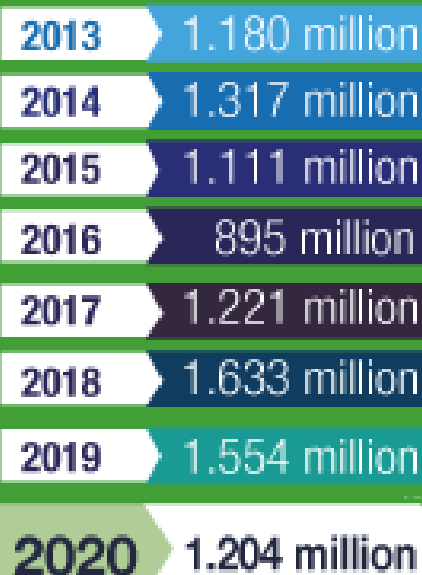
Source: Encuesta Nacional de Empleo, Desempleo y Subempleo. (ENEMDU), 2019



**Vehicle and motorcycle sale, maintenance and repair**

Activities	# workers
Sale of motor vehicles	16.662
Maintenance and repair of vehicles	110.552
Sale of motor vehicles parts and accessories	32.531
Sale, maintenance and repair of motorcycles	11.373
<b>Subtotal</b>	<b>171.118</b>

**Taxes (Importing and Assemblers Companies)**



1 Source: Servicio Nacional de Aduana del Ecuador (SENAE), 2021; Servicio de Rentas Internas (SRI), 2021

## Macroeconomic Indicators

Total trade balance	(July 2021)	22.2 USD millions FOB
Average oil price WTI	(August 2021)	70.33 USD
Annual inflation	(August 2021)	0.5%
Annual GDP variation	(Jan-Dec 2020/2019)	-7.8 %

Source: Banco Central del Ecuador (BCE), 2021

## Credit



**Ordinary consumption:**  
Jan - Apr 2021  
USD 81.5 millions

Source: Superintendencia de Bancos, 2021



**Priority consumption:**  
Jan - Jun 2021  
USD 1,630 millions

## Light vehicles\* and commercial vehicles\*\* market



**Imports (CBU):**  
Jan - Aug 2021  
62,433  
units



**Assembled vehicles sales:**  
Jan - Aug 2021  
10,507  
units



**Exports:**  
Jan - Aug 2021  
120  
units



**Total sales:**  
Jan - Aug 2021  
76,030  
units

\*Light vehicles: automobiles, pickups, SUV \*\*Commercial vehicles: VAN, trucks, buses



Source: Servicio Nacional de Aduana del Ecuador (SENAE), 2021;  
Asociación de Empresas Automotrices del Ecuador (AEADE), 2021

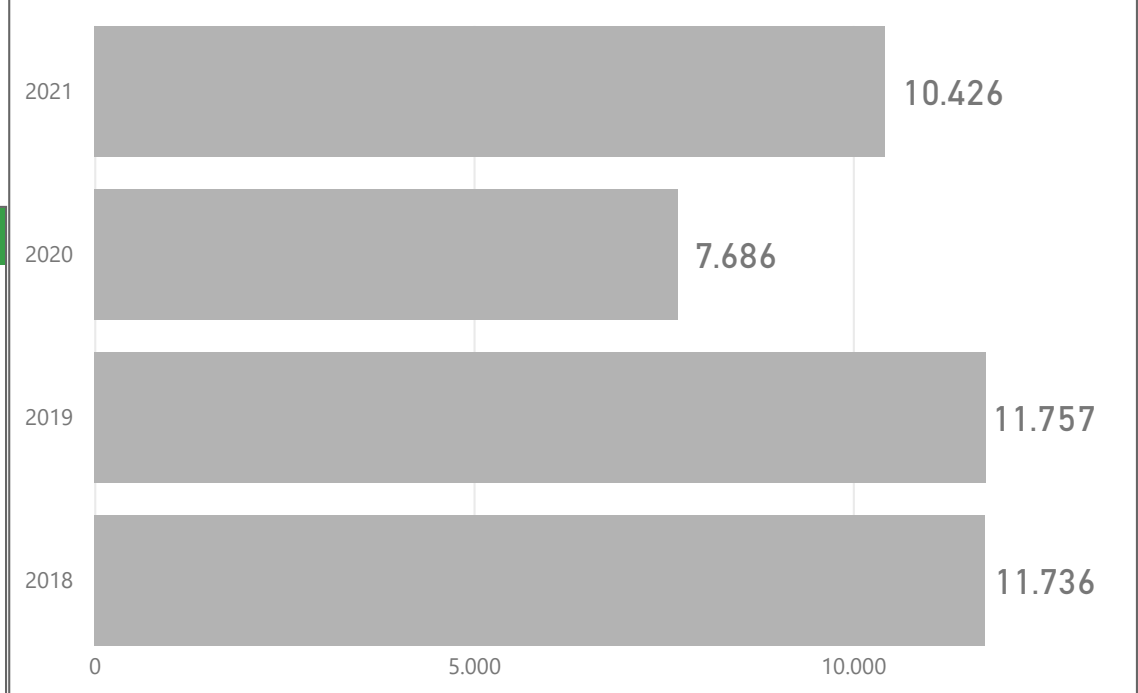


# Vehicles Sales

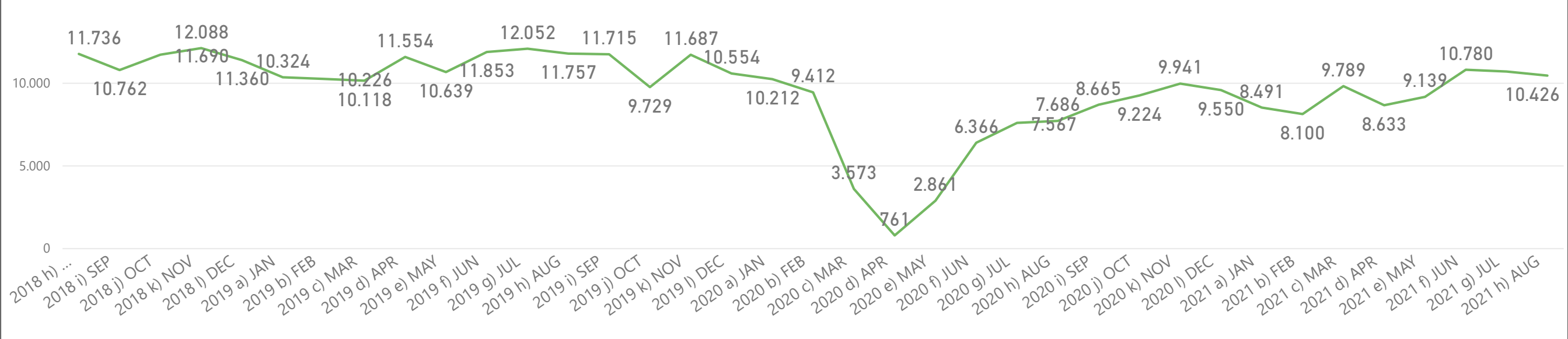
## Vehicle Sales by Segments

Segments	Aug 21	Aug 20	Jan-Aug 21	Jan-Aug 20	Var Aug/Jul 21	Var Aug 21/20	Var Jan-Aug 21/20
SUV	4.427	3.041	30.887	17.387	-2,8 %	45,6 %	77,6 %
AUTOMOBILE	3.081	2.194	23.584	17.014	-4,1 %	40,4 %	38,6 %
PICK UP	1.773	1.351	12.766	7.368	0,6 %	31,2 %	73,3 %
TRUCK	811	787	6.364	4.406	-2,2 %	3,0 %	44,4 %
VAN	293	293	2.247	1.967	1,4 %	0,0 %	14,2 %
BUS	41	20	182	296	64,0 %	105,0 %	-38,5 %
<b>Total</b>	<b>10.426</b>	<b>7.686</b>	<b>76.030</b>	<b>48.438</b>	<b>-2,3 %</b>	<b>35,6 %</b>	<b>57,0 %</b>

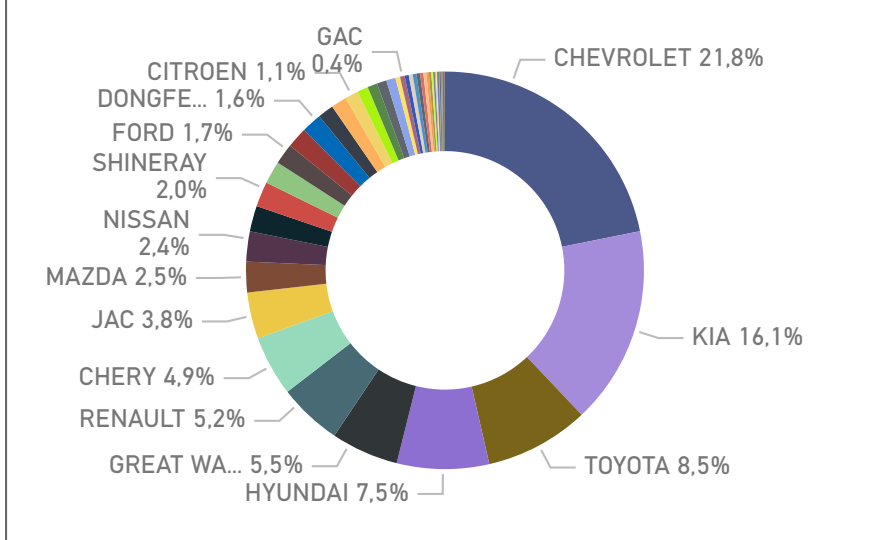
## Historical Vehicle Sales (units) 2018-2021 (Aug)



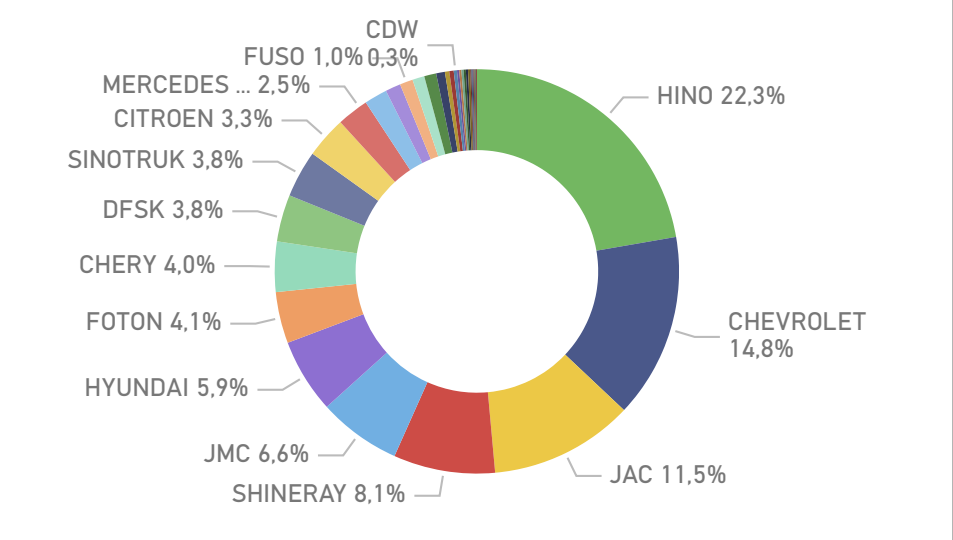
## Monthly Vehicle Sales (units)



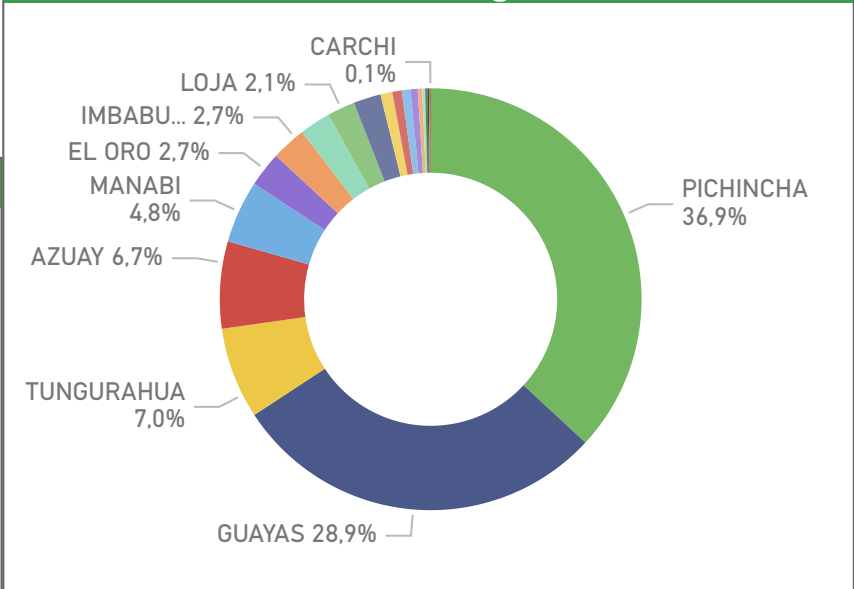
Markets Share by Brand Light Vehicles\* 2021 (Aug)



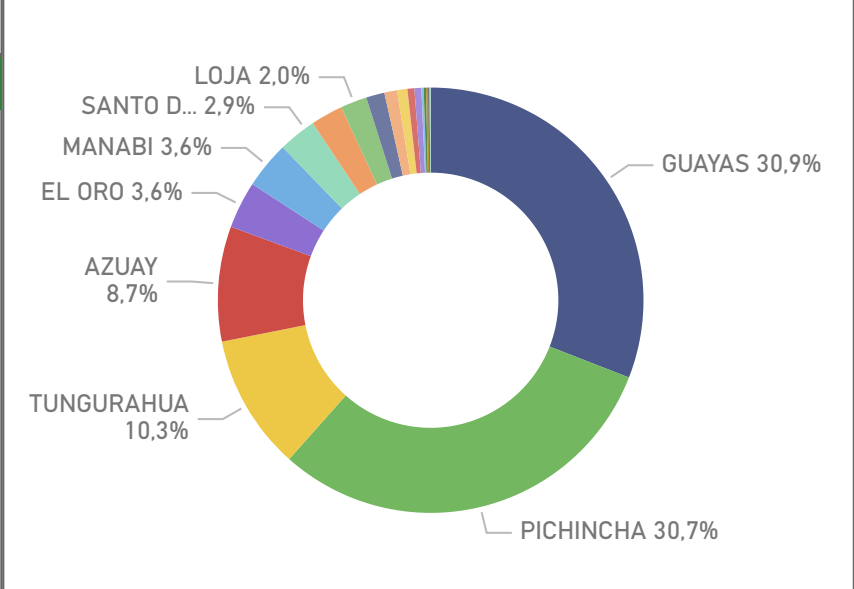
Market Share by Brand Commercial Vehicles\*\* 2021 (Aug)



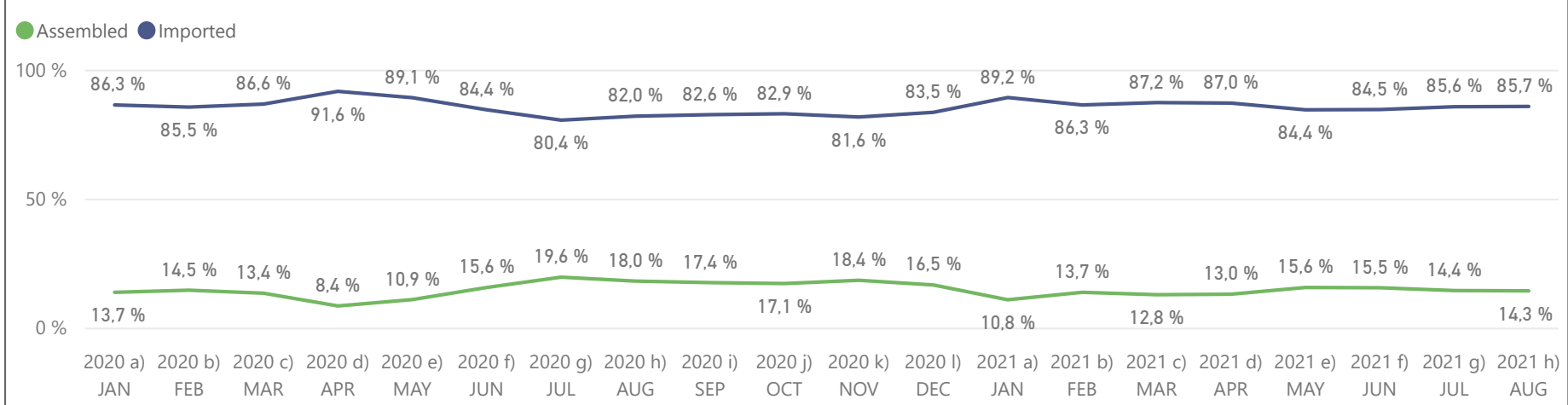
Market Share by Province (units) Light Vehicles\* 2021 (Aug)



Market Share by Province (units) Commercial Vehicles\*\* 2021 (Aug)

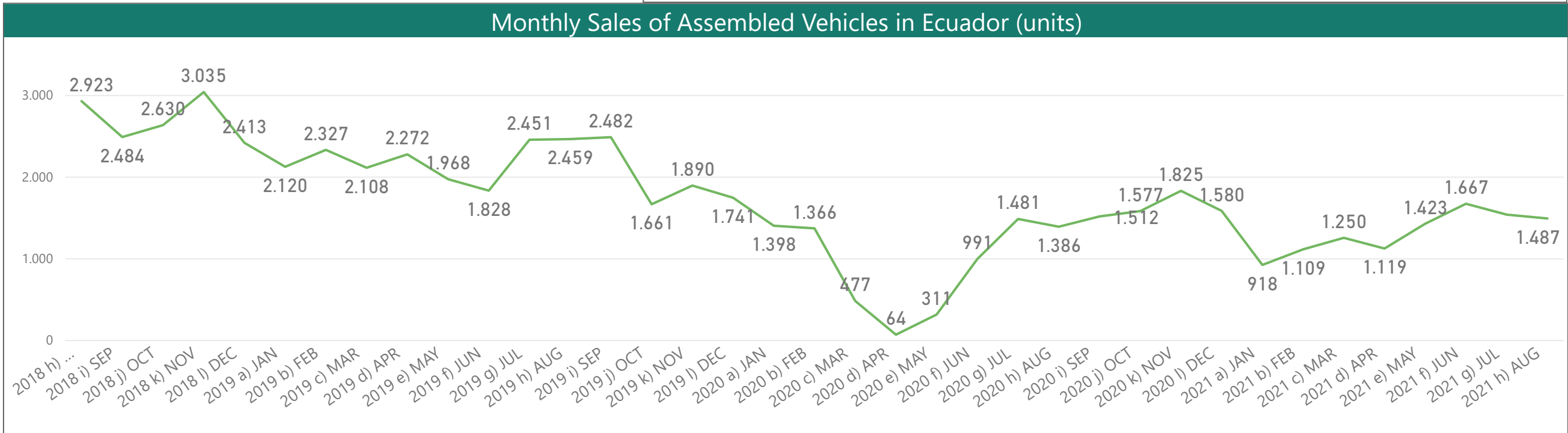
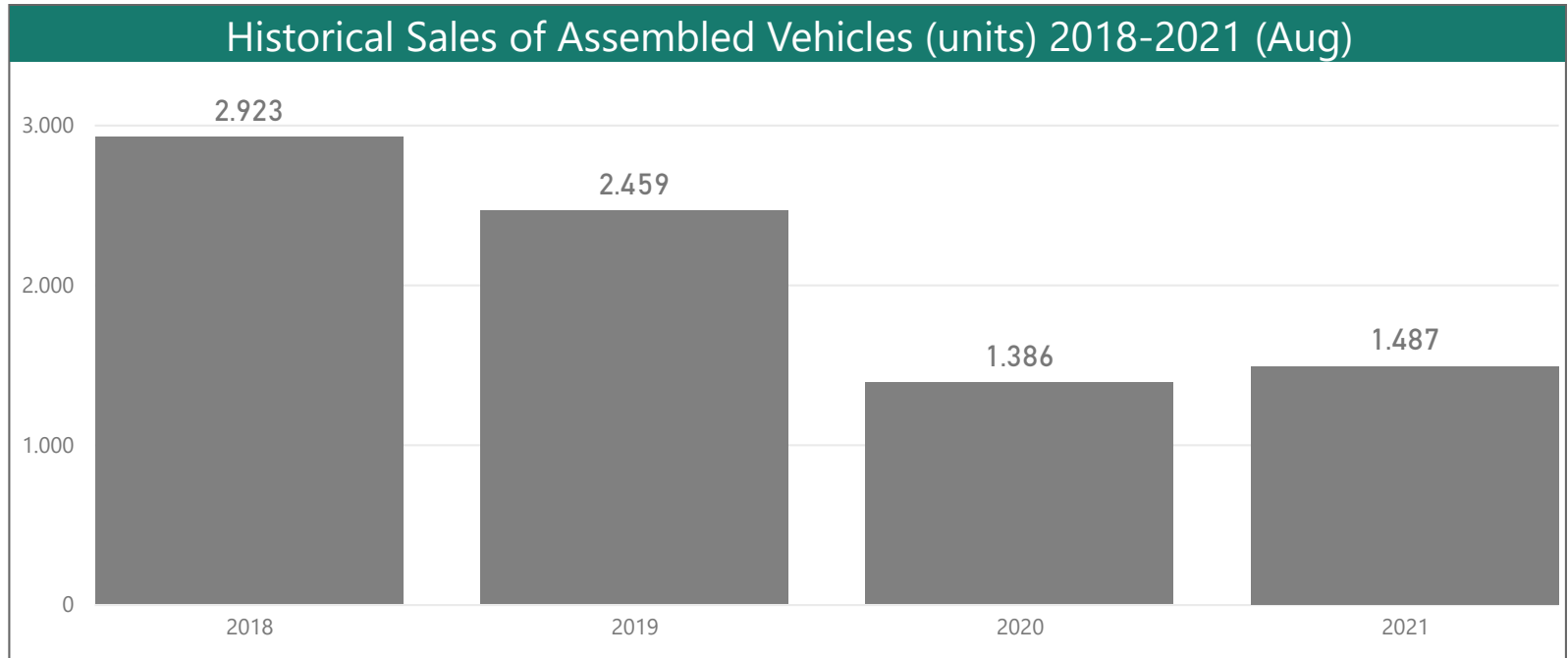


Market Share: Imported vs. Assembled (% Share)



4 \*Light vehicles Automobile, SUV, Pick up  
\*\*Commercial vehicles: Bus, Truck, VAN

Source: AUTOPLUS - Asociación de Empresas Automotrices del Ecuador (AEADE).



**AUTOMOTIVE SECTOR** in figures | **AEADE** ASOCIACIÓN DE EMPRESAS AUTOMOTRICES DEL ECUADOR

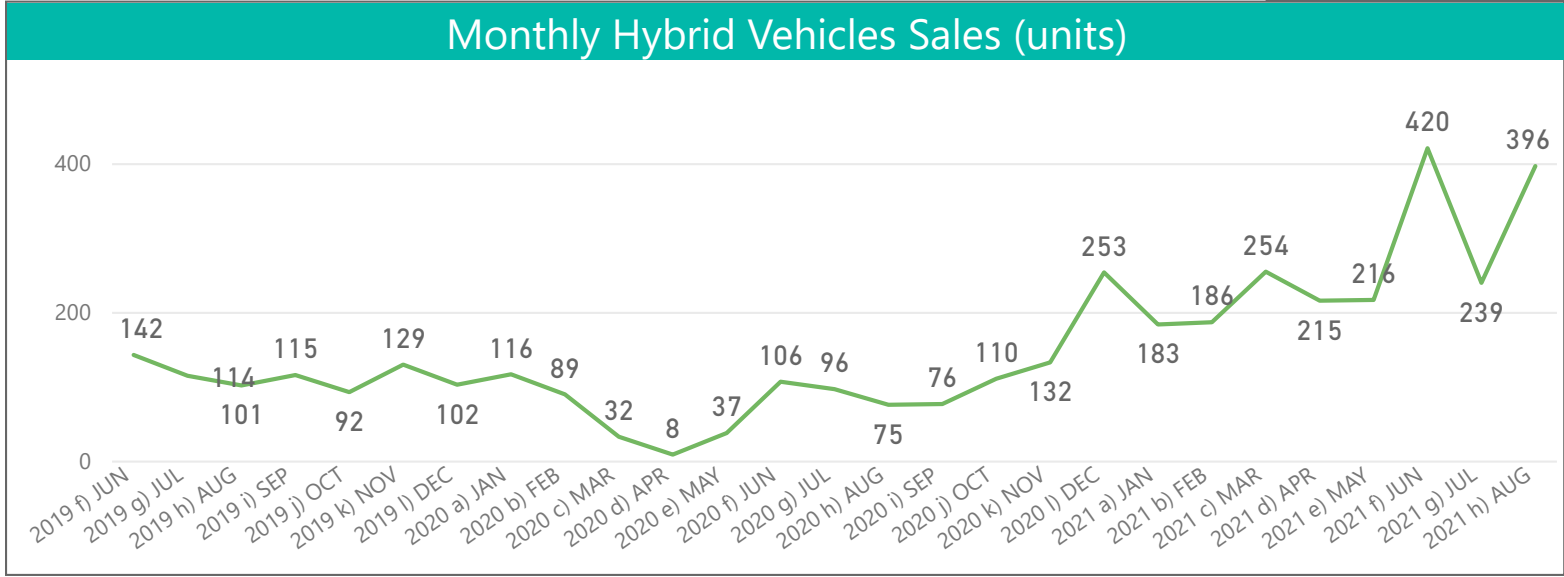
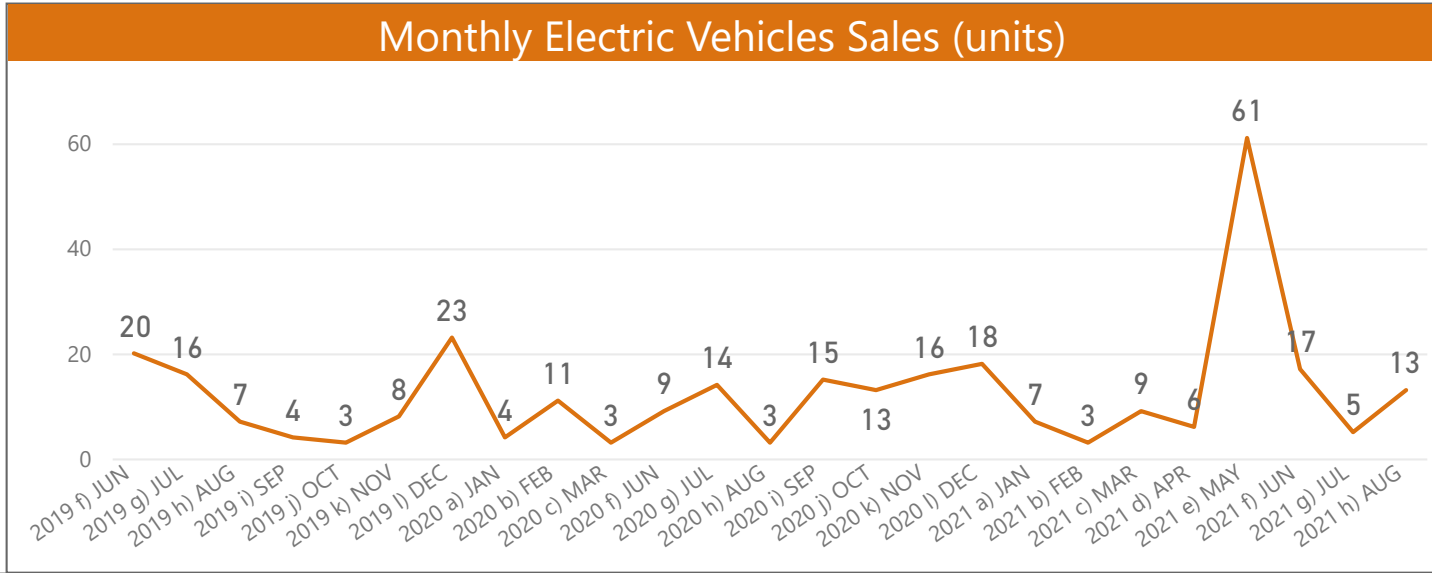
**New technologies**

**AUTOMOTIVE SECTOR** in figures | **AEADE** ASOCIACIÓN DE EMPRESAS AUTOMOTRICES DEL ECUADOR

**Electric Vehicles**

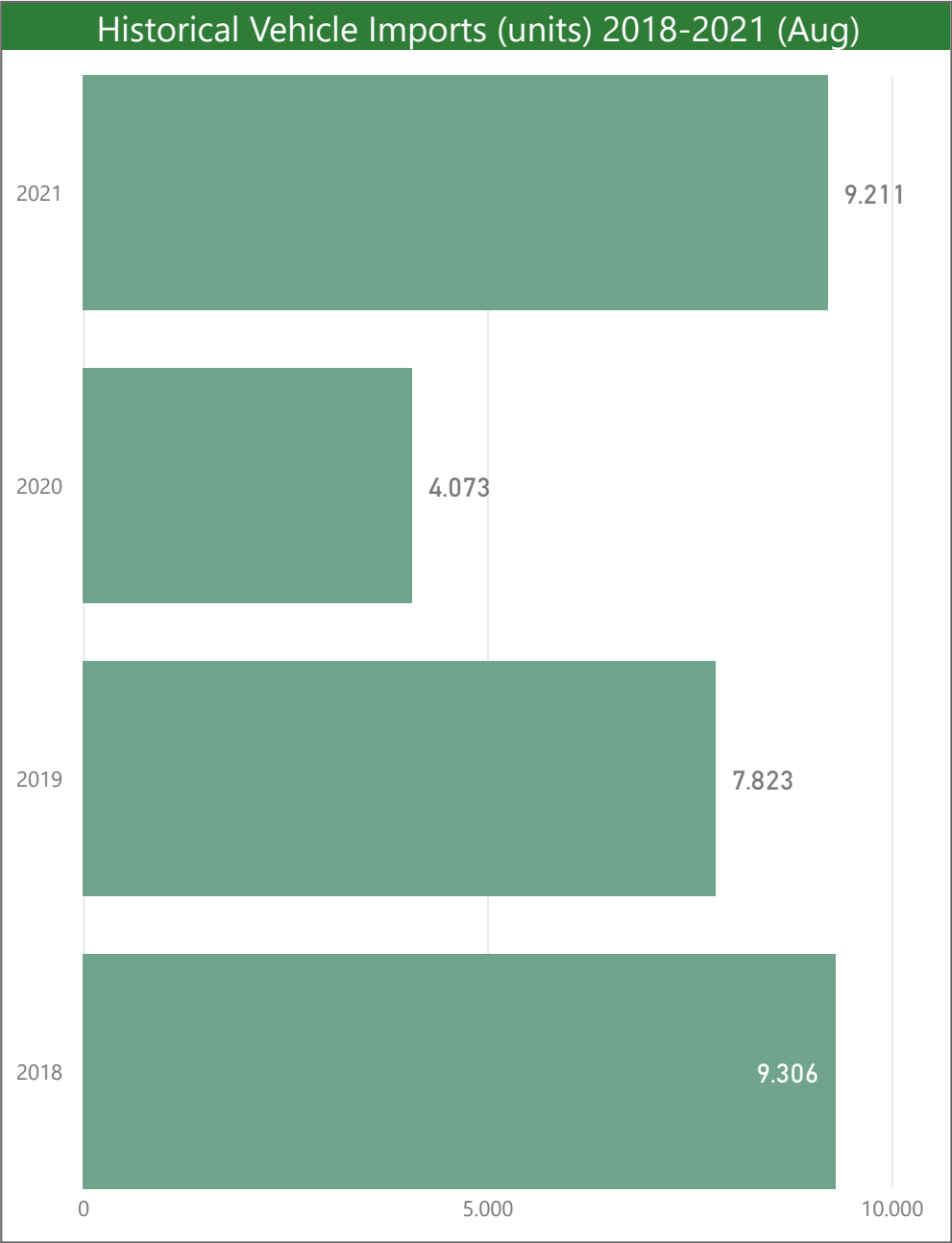
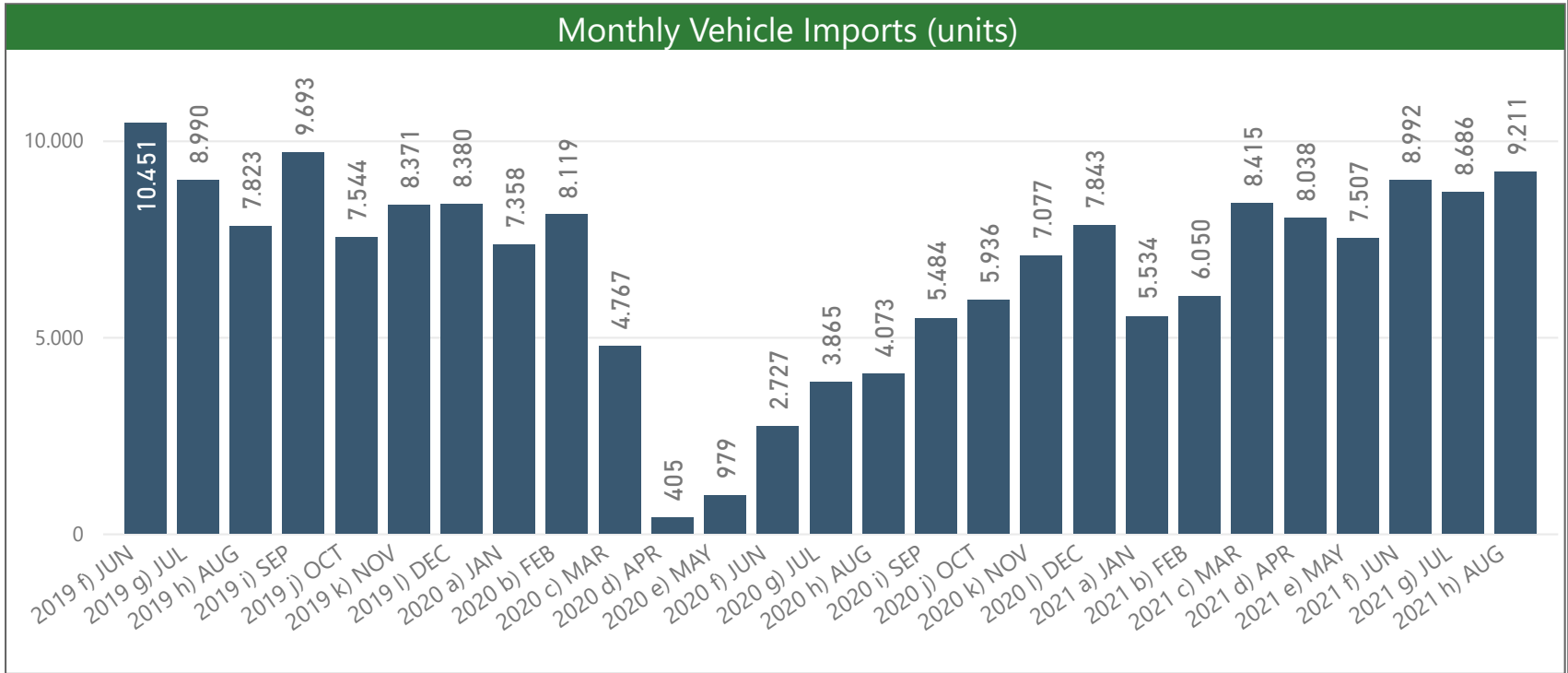
**AUTOMOTIVE SECTOR** in figures | **AEADE** ASOCIACIÓN DE EMPRESAS AUTOMOTRICES DEL ECUADOR

**Hybrid Vehicles**

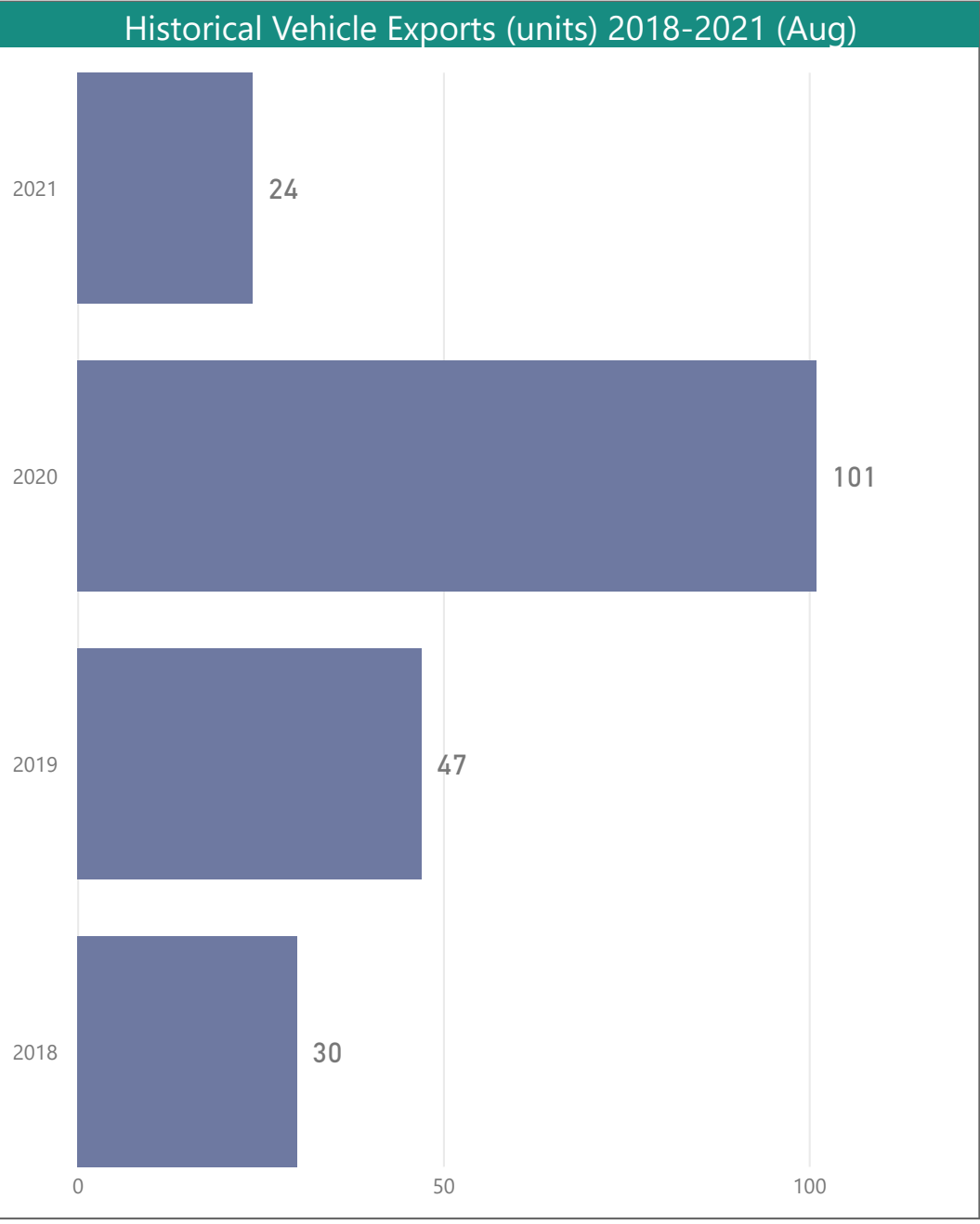
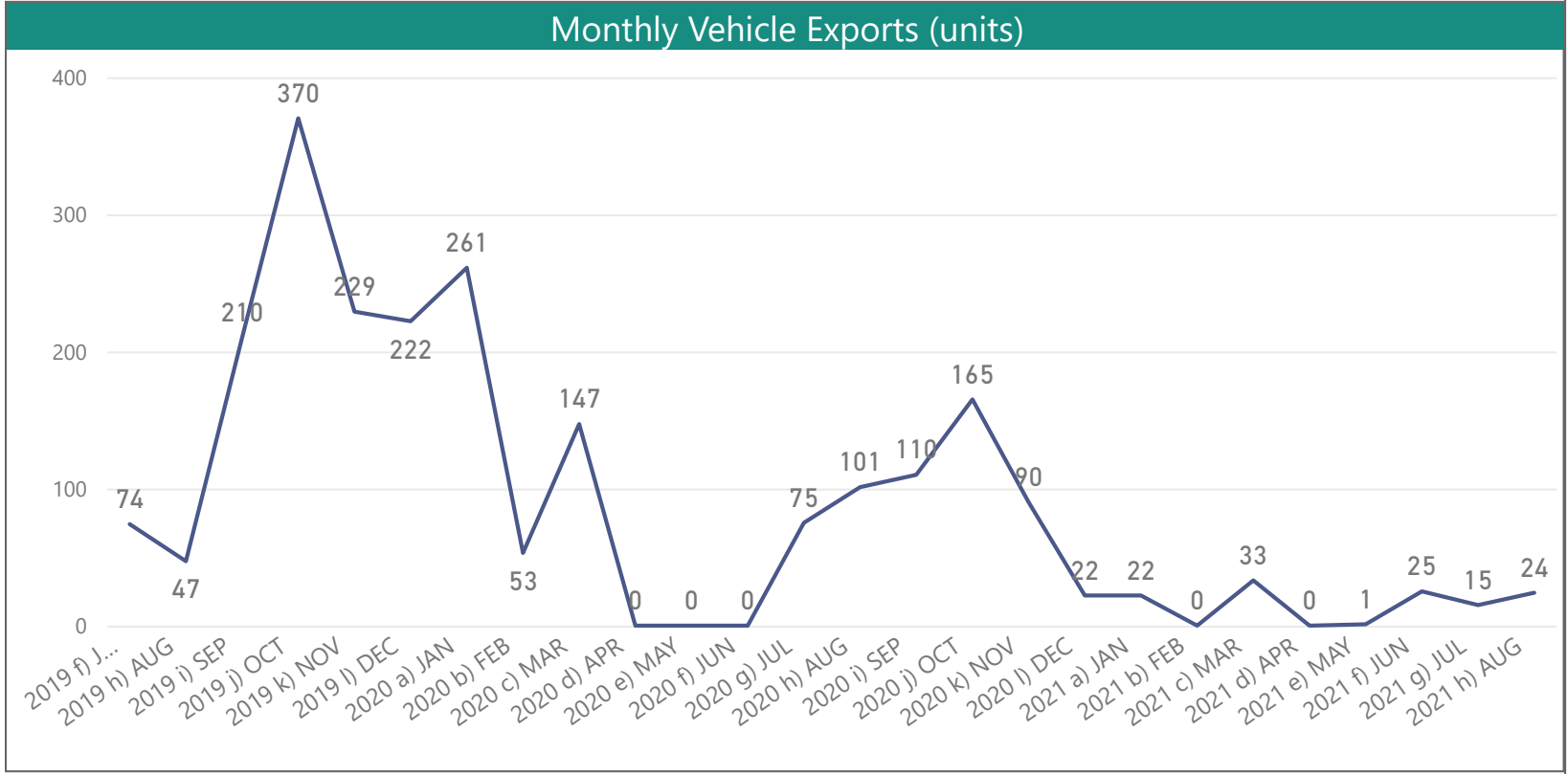


Source: AUTOPLUS - Asociación de Empresas Automotrices del Ecuador (AEADE).

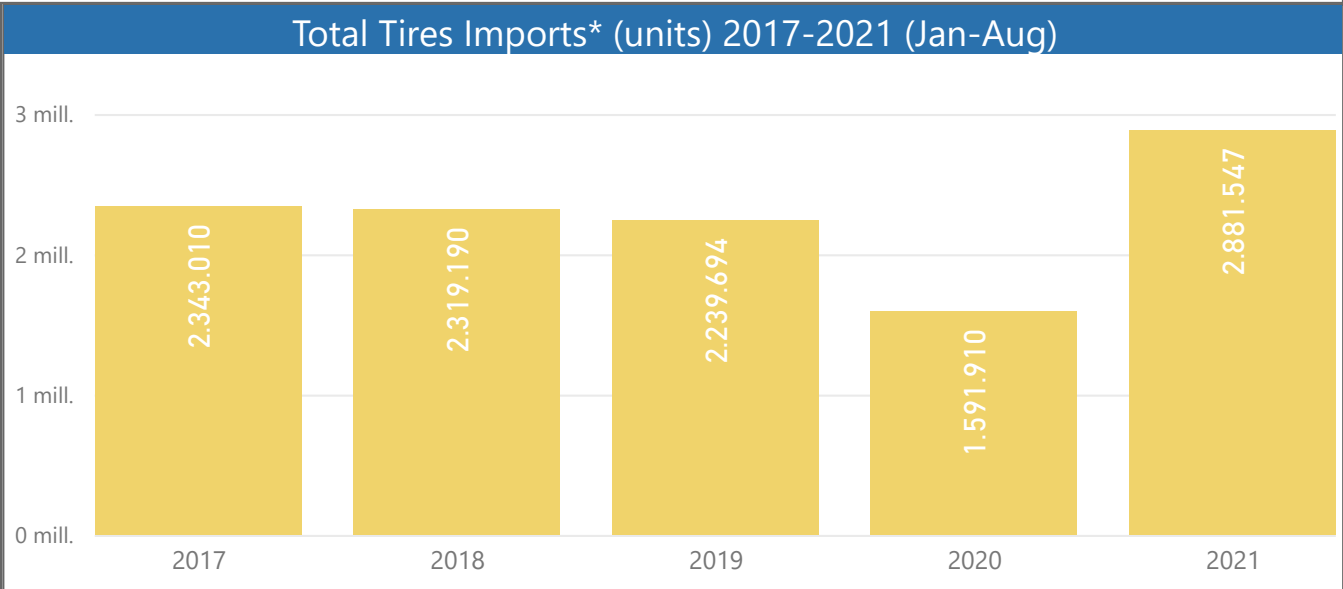
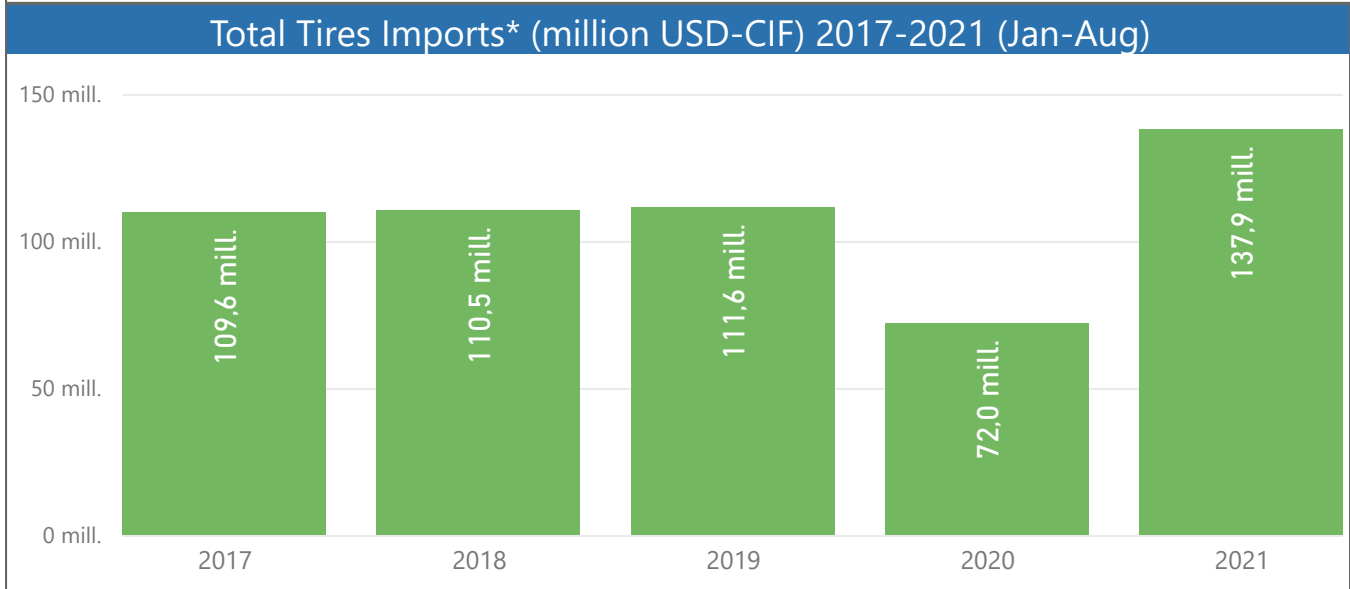
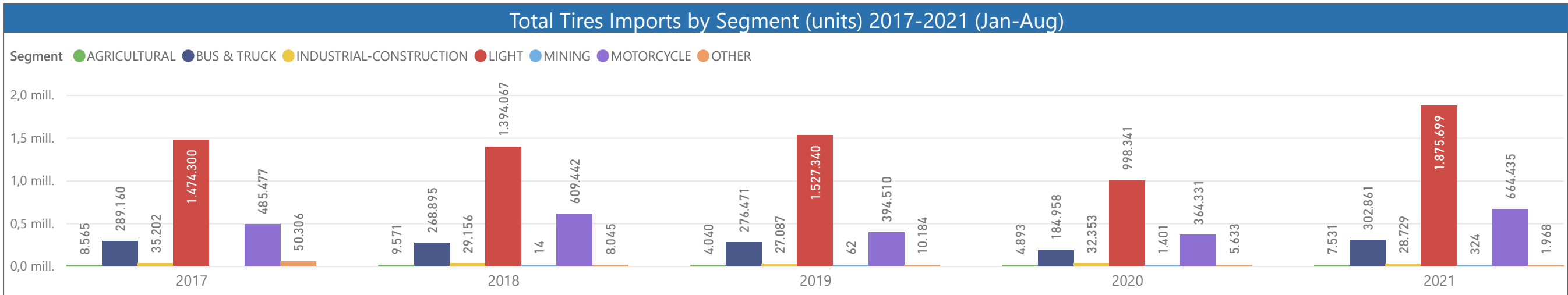




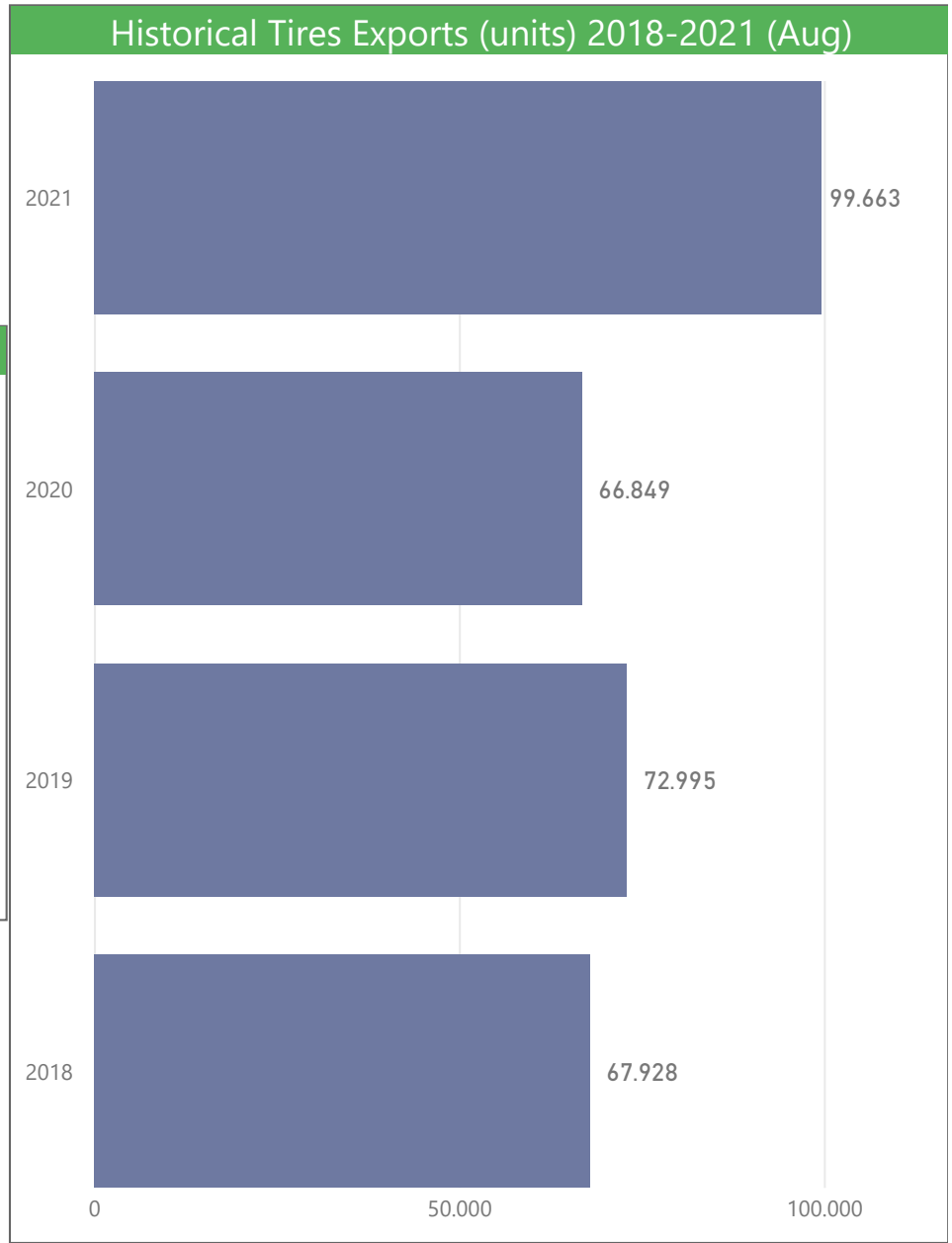
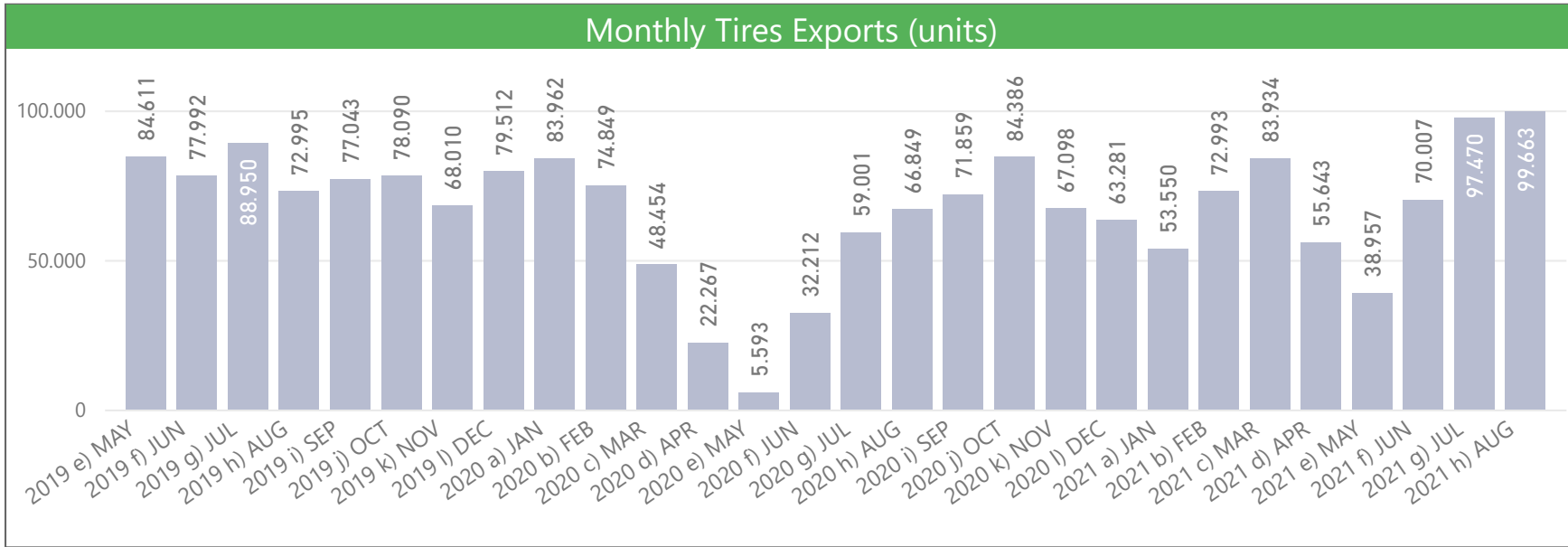
Source: SENAE- Servicio Nacional de Aduana del Ecuador



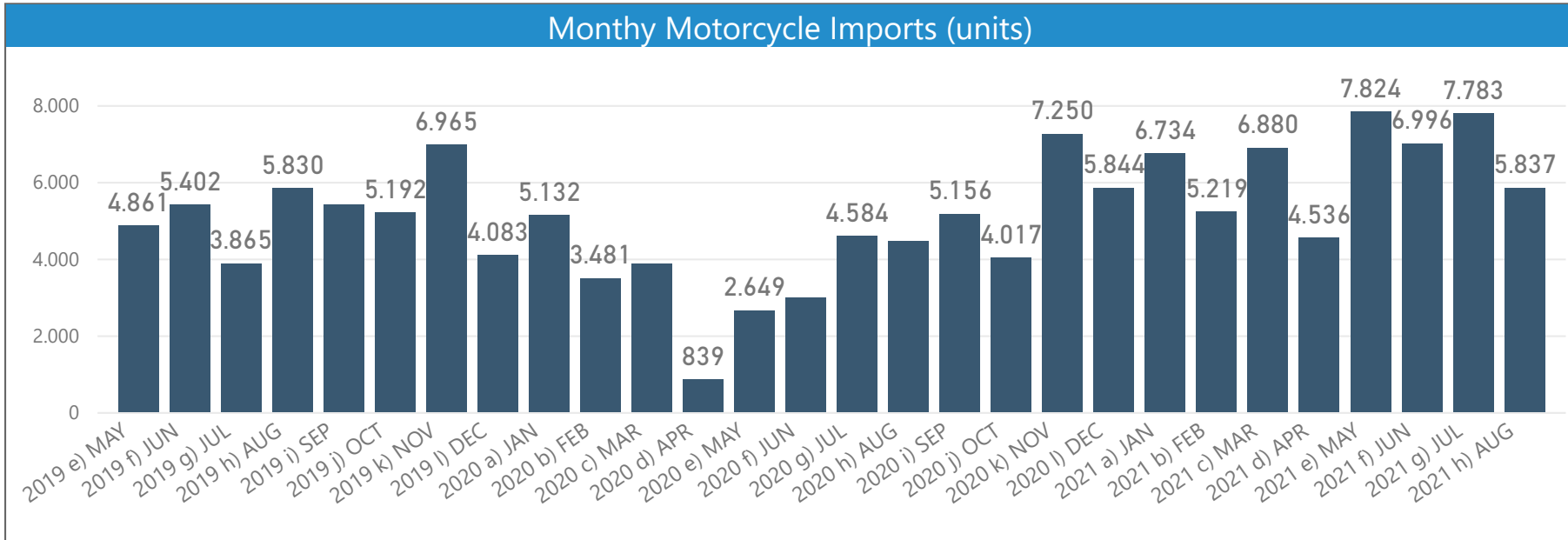
Source: SENA- Servicio Nacional de Aduana del Ecuador



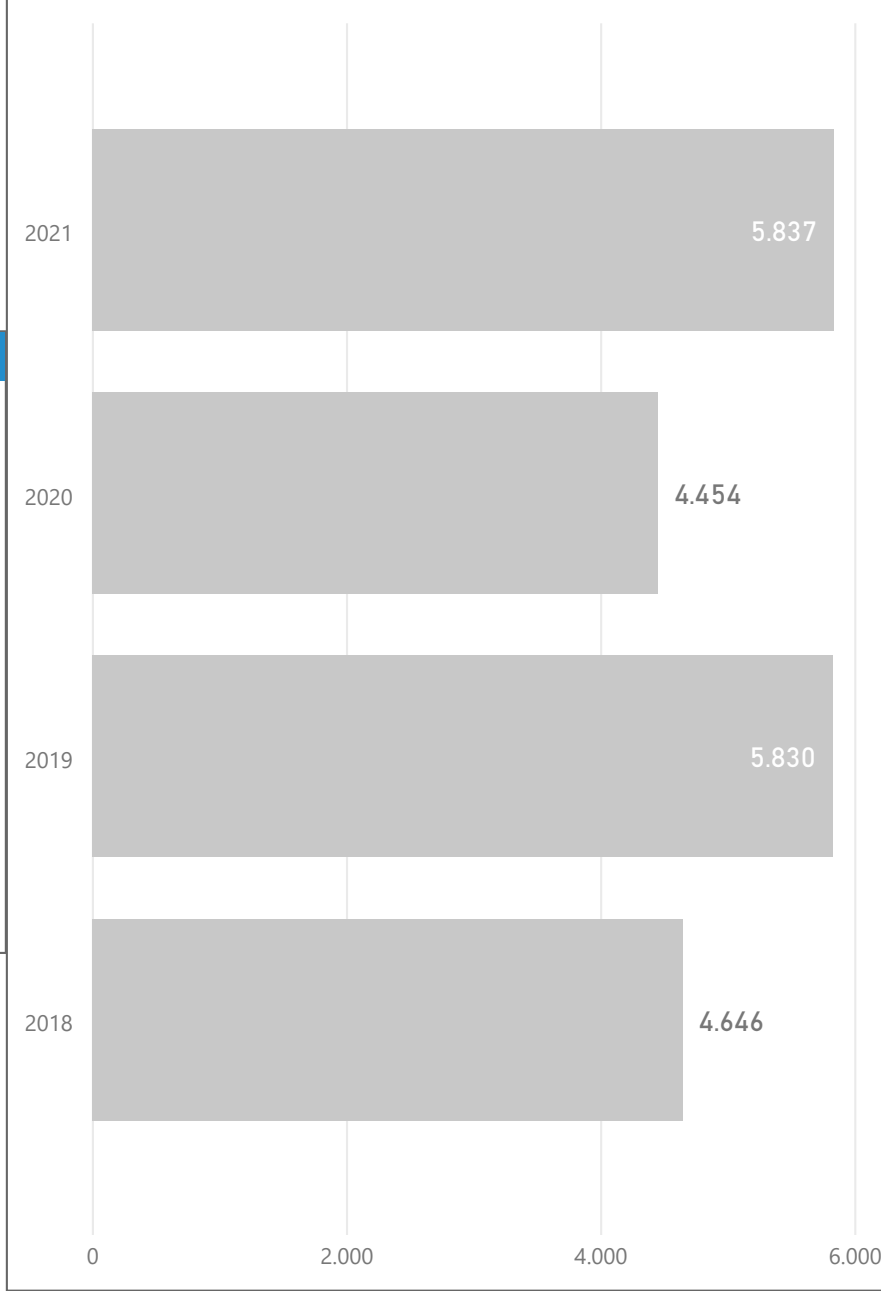
\*Airplane and bicycle segments are excluded



Source: SENAE- Servicio Nacional de Aduana del Ecuador



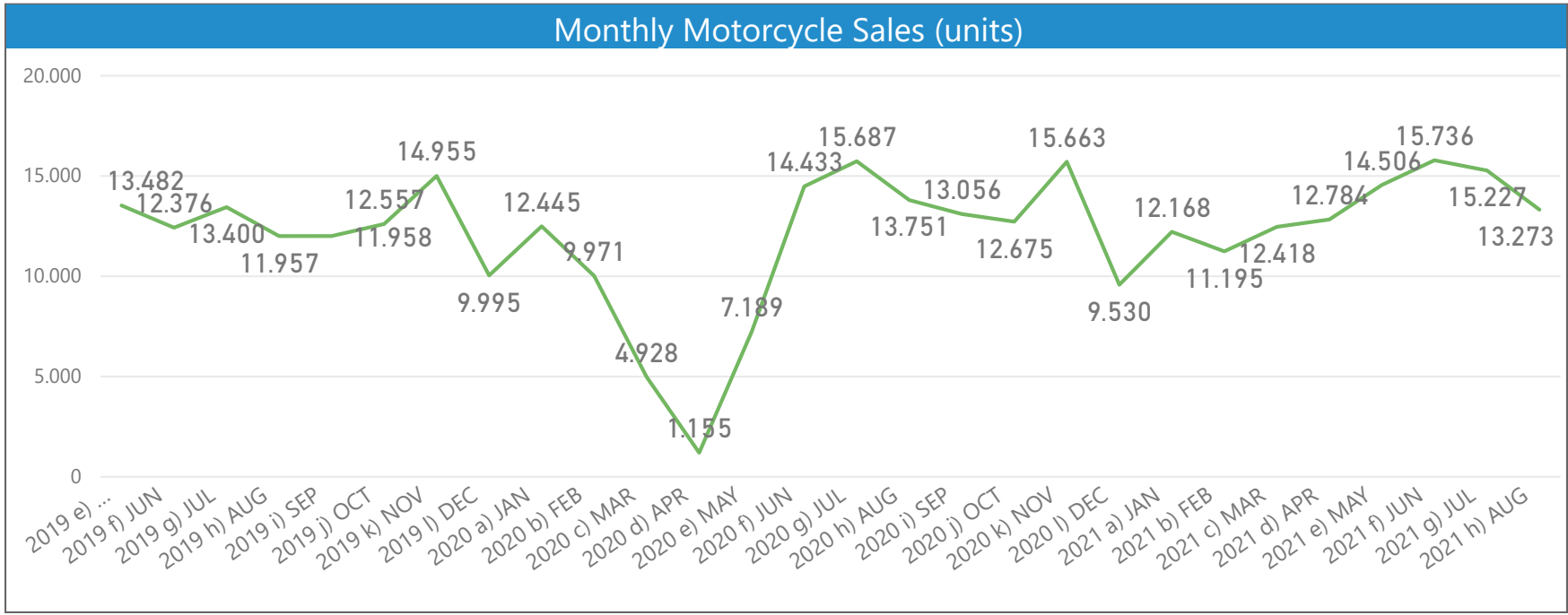
Historical Motorcycle Imports (units) 2018-2021 (Aug)



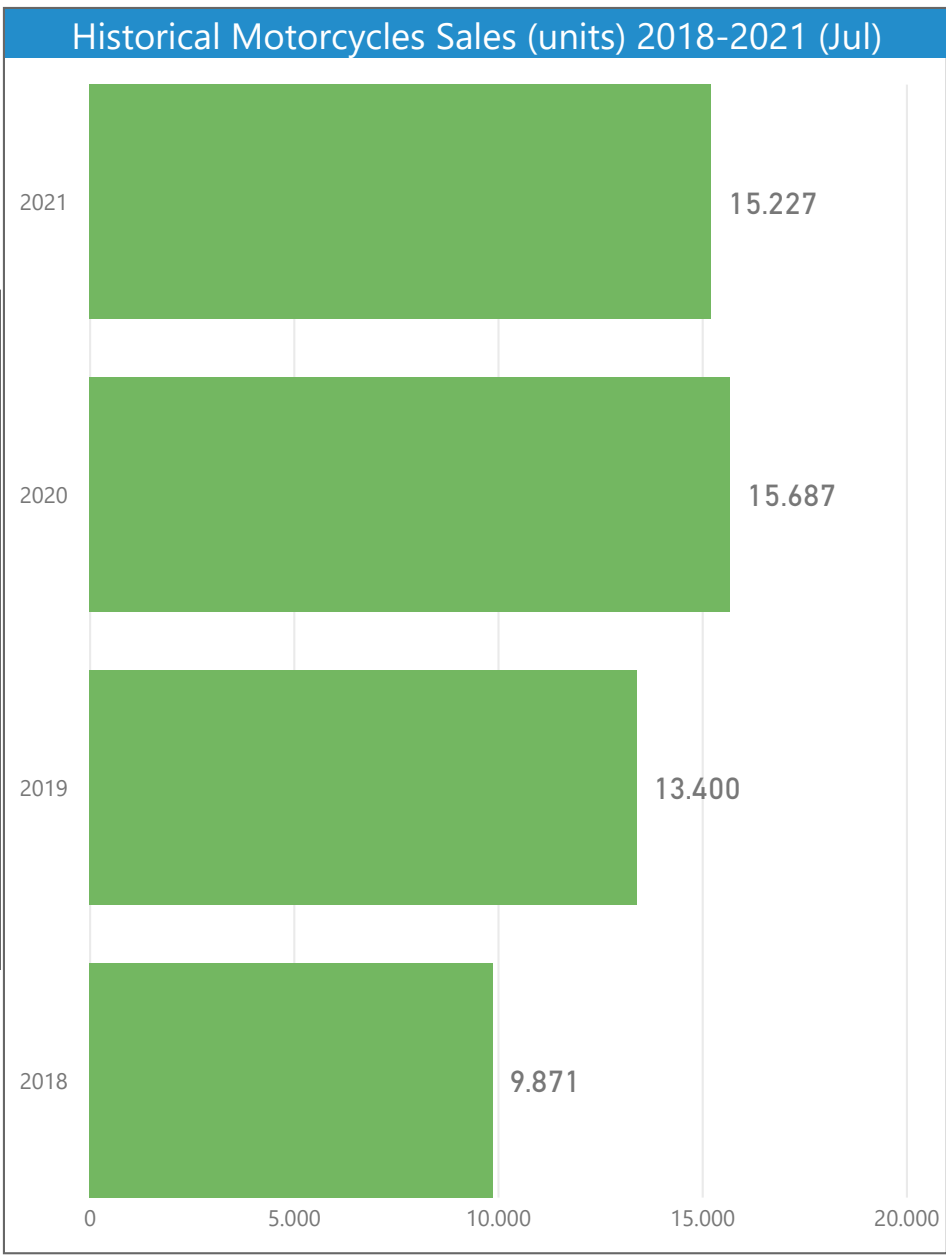
Source: SENAE- Servicio Nacional de Aduana del Ecuador



# Motorcycle Sales

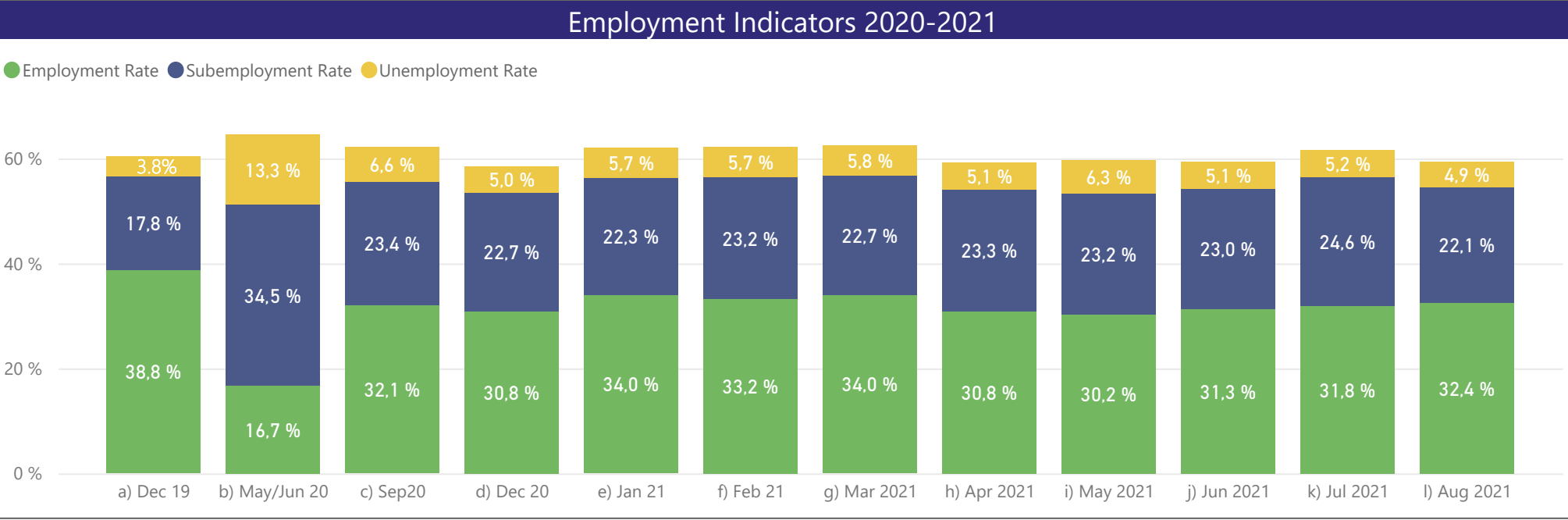


Note.: June 2021 is provisional data



The 2021 budget proforma presented by President Guillermo Lasso in August 2021 was recently rejected by the National Assembly. Despite being an extended budget, better primary and total results were anticipated since although expenses (permanent and non-permanent) increased compared to 2020, revenues did so to a greater extent (around 800 million USD).

Budget Proforma 2021				
Concepts	EGB 2020 (million USD)	Budget Proforma 2021 (million USD)	Variation (million USD)	Variation %
a) Permanent Total	-1.251,36	808,01	2.059,37	1,65
a.1) Permanent Incomes	18.111,82	20.899,16	2.787,34	0,15
a.2) Permanent Expenses	19.363,18	20.091,15	727,97	0,04
b) Non Permanent Total	-4.472,00	-5.620,70	1.148,00	0,26
b.1) Non Permanent Incomes	559,11	2.143,33	1.584,22	2,83
b.2) Non Permanent Expenses	5.031,91	7.764,03	2.732,11	0,54
c) Primary Result	-3.639,67	-2.855,44	784,23	-0,22
d) Total Result	-5.724,15	-4.812,68	911,47	-0,16



The gradual and sustained recovery of employment is more clearly evident in August 2021, where the fruits of the vaccination process begin to reflect on economic activity. However, full employment is still a long way from pre-pandemic levels that were around 40% of the EAP.






GDP	Jan - Dec 2020	Jan - Dec 2019	Variation
Nominal GDP (USD millions)	98.808	107.436	-8,0 %
Real GDP (USD millions of 2007)	66.308	71.909	-7,8 %



Oil	August 2021	August 2020
WTI (average price)	70,33	44,97



Inflation	August 2021	August 2020
Monthly	0,5 %	0,1 %
Annual	0,5 %	0,9 %
Accumulated	1,2 %	1,3 %



Foreign currency exchange	August 2021	August 2020
USD/BRL	5,17	5,47
USD/COP	3.767,90	3.739,72
USD/EURO	0,85	0,84
USD/PEN	4,09	3,54

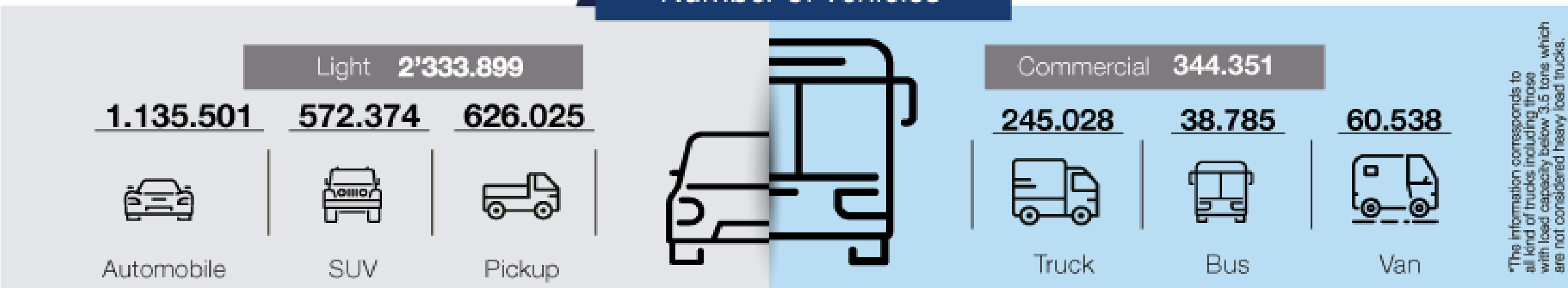
FOREIGN TRADE	July 2021	July 2020
1) Exports (FOB USD millions)		
1.1) Non Oil Exports	1.445	1.157
1.2) Oil Exports	775	448
1.3) Total Exports	2.220	1.605
2) Imports (FOB USD millions)		
2.1) Non Oil Imports	1.737	1.113
2.2) Oil Imports	461	239
2.3) Total Imports	2.197	1.352
3) Trade Balance (FOB USD millions)		
3.1) Non Oil Trade Balance (USD FOB million)	-292	44
3.2) Oil Trade Balance (USD FOB million)	314	209
3.3) Total Trade Balance (USD FOB million)	22	253

Labor Market	August 2021	July 2021
1) Working-age population	12.698.798	12.673.943
2) Economically active population	8.540.363	8.277.483
2.1) Employed population	8.125.322	7.850.799
2.2) Appropriate employment	2.770.656	2.631.708
2.3) Underemployment	1.887.050	2.035.106
2.4) Unpaid employment	950.882	916.424
2.5) Other non-full employment	2.451.125	2.204.818
2.6) Unclassified employment	65.610	62.744
3) Unemployment	415.041	426.684
4) Economically inactive population	4.158.405	4.396.460





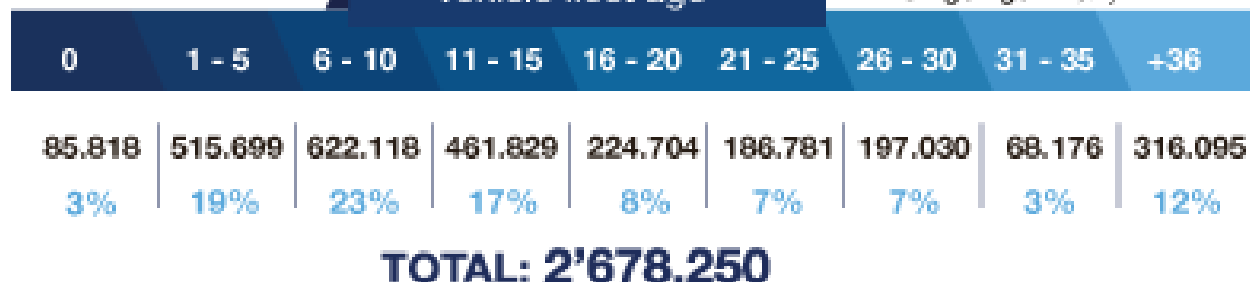
## Number of vehicles



\*The information corresponds to all kind of trucks including those with load capacity below 3.5 tons which are not considered heavy load trucks.

## Vehicle fleet age

Average age: 15,8 years



## Geographic location

PICHINCHA	912.843	CARCHI	22.137
GUAYAS	696.690	BOLIVAR	14.168
AZUAY	188.903	ORELLANA	9.759
TUNGURAHUA	157.728	SUCUMBIOS	9.100
MANABI	123.545	PASTAZA	9.304
IMBABURA	80.587	MORONA SANTIAGO	5.105
EL ORO	71.516	NAPO	4.941
CHIMBORAZO	70.087	SANTA ELENA	5.152
LOJA	62.075	ZAMORA CHINCHIPE	3.992
LOS RIOS	57.693	GALAPAGOS	652
COTOPAXI	57.216		
SANTO DOMINGO	51.637		
CAÑAR	36.543		
ESMERALDAS	26.899		

Source:

Base de matriculación del Servicio de Rentas Internas (SRI), 2020  
Estimate of Asociación de Empresas Automotrices del Ecuador (Aeade), 2020  
Autoplus, 2020

NEW

**FINAN**  
plus 

*Financial Business Intelligence Software*

**LANTA**  
plus 

**MOTO**  
plus 

**COMBUS**  
plus 

**IMPOR**  
plus 

**AUTO**  
plus 

*Get your plan now!*

 (02) 226 9052 / 226 9056 / 226 4925 / 226 4927

 098 409 6898

 [mcorella@aeade.net](mailto:mcorella@aeade.net) / [ncarrillo@aeade.net](mailto:ncarrillo@aeade.net)



ASOCIACIÓN DE EMPRESAS  
AUTOMOTRICES DEL ECUADOR

[www.aeade.net](http://www.aeade.net)



Aeade.Ec



@AeadeEc



Aeade



@aeade\_ec



AeadeEcuador



Aeade Ec