



# AUTOMOTIVE SECTOR in figures

This publication is  
exclusively for  
AEADE affiliates

October 2021 - No.62

Published on November 24 2021

Núñez De Vela E 3-13 y Atahualpa  
Torre del Puente Building, 10th floor

Phone: 02 226 9052 / 226 9056

226 4925 / 226 4927

Quito - Ecuador

# AUTOMOTIVE SECTOR

in figures

- 1 Automotive Sector in Ecuador
- 2 Main Indicators
- 3 Vehicles Sales
- 5 Assembled Vehicle Sales
- 6 New Technologies
- 7 Vehicles Imports
- 8 Vehicle Exports

- 9 Tires Imports
- 10 Tires Exports
- 11 Motorcycles Imports
- 12 Motorcycles Sales
- 13 Short-Term Indicators
- 14 Macroeconomic Indicators
- 15 Ecuadorian Vehicle Fleet



**Vehicle manufacturing**

Activities	# workers
Manufacture of motor vehicles, bodies (coachwork) for motor vehicles, trailers and semi-trailers	8.728
Manufacture of parts and accessories for motor vehicles	2.645
<b>Subtotal</b>	<b>11.373</b>



**Employment 2019**

**Total Employment 2019: 182.491**

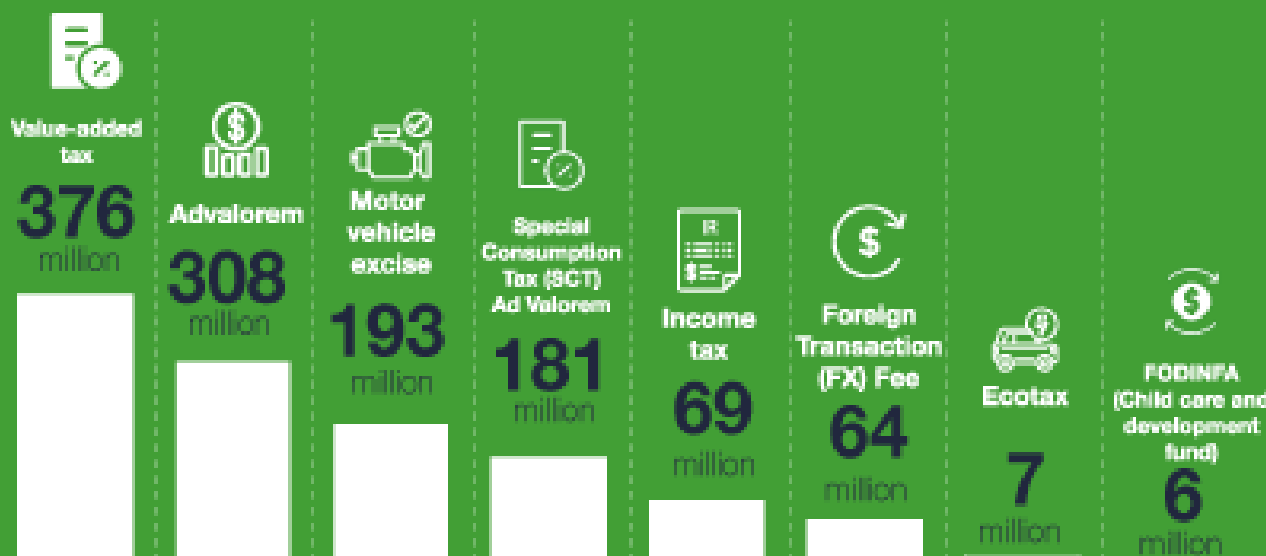
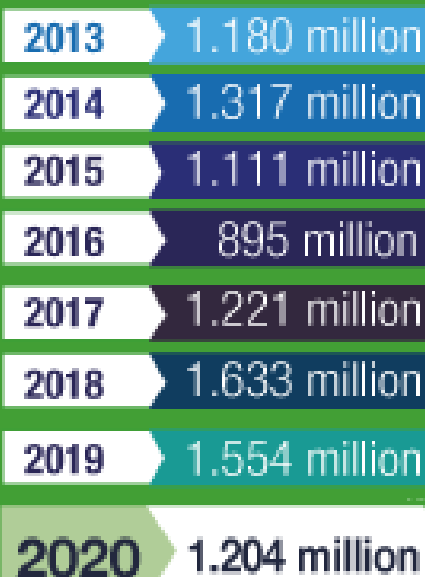
Source: Encuesta Nacional de Empleo, Desempleo y Subempleo. (ENEMDU), 2019



**Vehicle and motorcycle sale, maintenance and repair**

Activities	# workers
Sale of motor vehicles	16.662
Maintenance and repair of vehicles	110.552
Sale of motor vehicles parts and accessories	32.531
Sale, maintenance and repair of motorcycles	11.373
<b>Subtotal</b>	<b>171.118</b>

**Taxes (Importing and Assemblers Companies)**



1 Source: Servicio Nacional de Aduana del Ecuador (SENAE), 2021; Servicio de Rentas Internas (SRI), 2021

## Macroeconomic Indicators

Total trade balance	(September 2021)	131 USD millions FOB
Average oil price WTI	(September 2021)	71.46 USD
Annual inflation	(October 2021)	1.47%
Annual GDP variation	(Jan-Dec 2020/2019)	-7.8 %

Source: Banco Central del Ecuador (BCE), 2021

## Credit



### Consumption:

Jan - Sep 2021  
USD 4,218 millions

Source: Superintendencia de Bancos, 2021

## Light vehicles\* and commercial vehicles\*\* market



**Imports (CBU):**  
Jan - Oct 2021  
78,458  
units



**Assembled vehicles sales:**  
Jan - Oct 2021  
13,449  
units



**Exports:**  
Jan - Oct 2021  
183  
units



**Total sales:**  
Jan - Oct 2021  
98,352  
units

\*Light vehicles: automobiles, pickups, SUV \*\*Commercial vehicles: VAN, trucks, buses



Source: Servicio Nacional de Aduana del Ecuador (SENAE), 2021;  
Asociación de Empresas Automotrices del Ecuador (AEADE), 2021

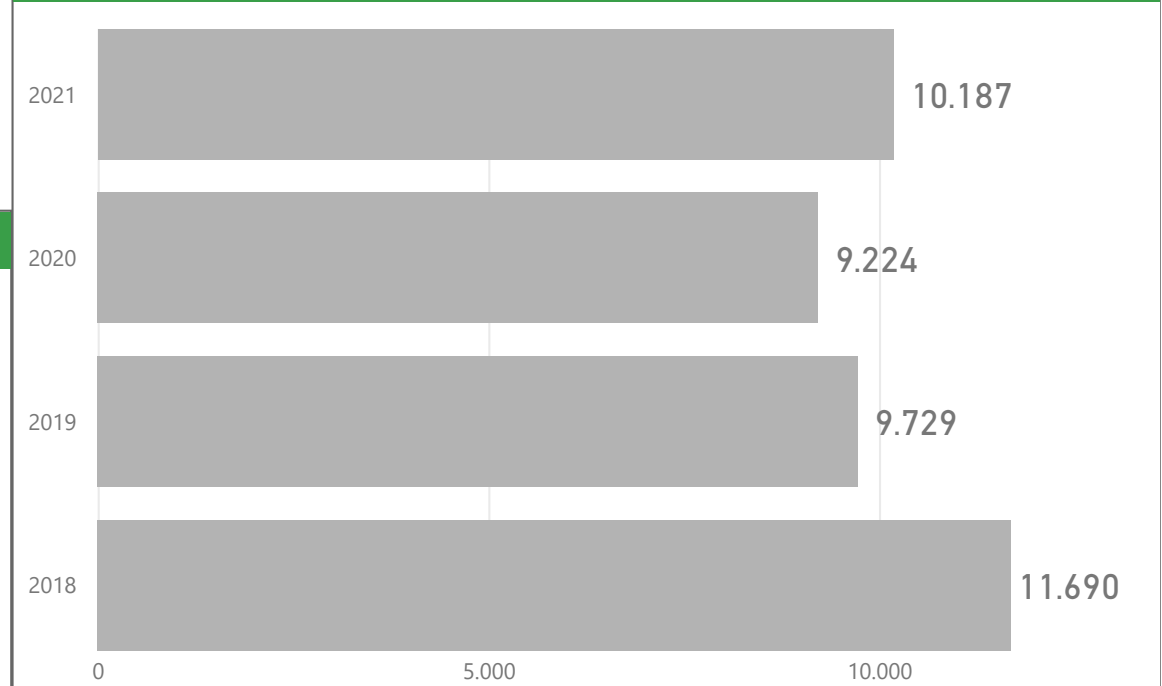


# Vehicles Sales

## Vehicle Sales by Segments

Segments	Oct 21	Oct 20	Jan-Oct 21	Jan-Oct 20	Var Oct/Sep 21	Var Oct 21/20	Var Jan-Oct 21/20
SUV	4.692	3.776	40.794	24.819	-10,1 %	24,3 %	64,4 %
AUTOMOBILE	2.523	2.927	29.523	22.488	-26,1 %	-13,8 %	31,3 %
PICK UP	1.911	1.439	16.778	10.232	-9,0 %	32,8 %	64,0 %
TRUCK	781	857	8.188	6.033	-25,1 %	-8,9 %	35,7 %
VAN	254	193	2.825	2.386	-21,6 %	31,6 %	18,4 %
BUS	26	32	244	369	-27,8 %	-18,8 %	-33,9 %
<b>Total</b>	<b>10.187</b>	<b>9.224</b>	<b>98.352</b>	<b>66.327</b>	<b>-16,1 %</b>	<b>10,4 %</b>	<b>48,3 %</b>

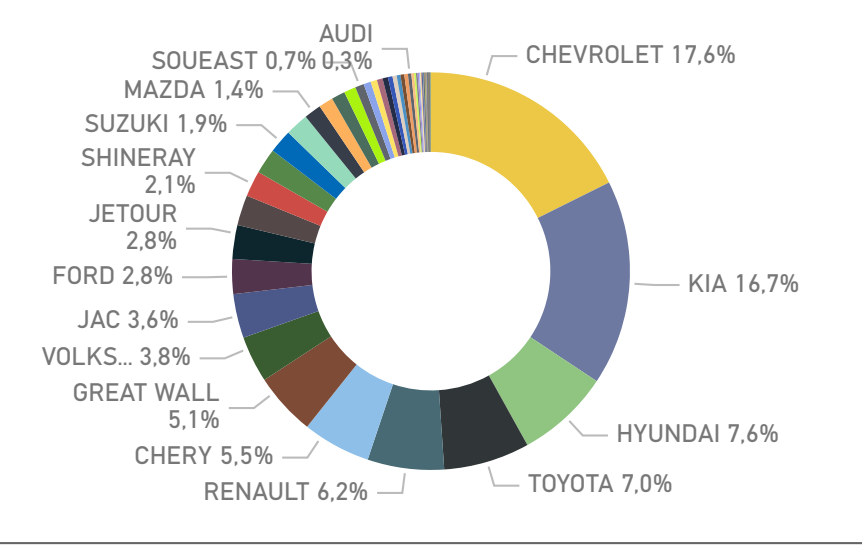
## Historical Vehicle Sales (units) 2018-2021 (Oct)



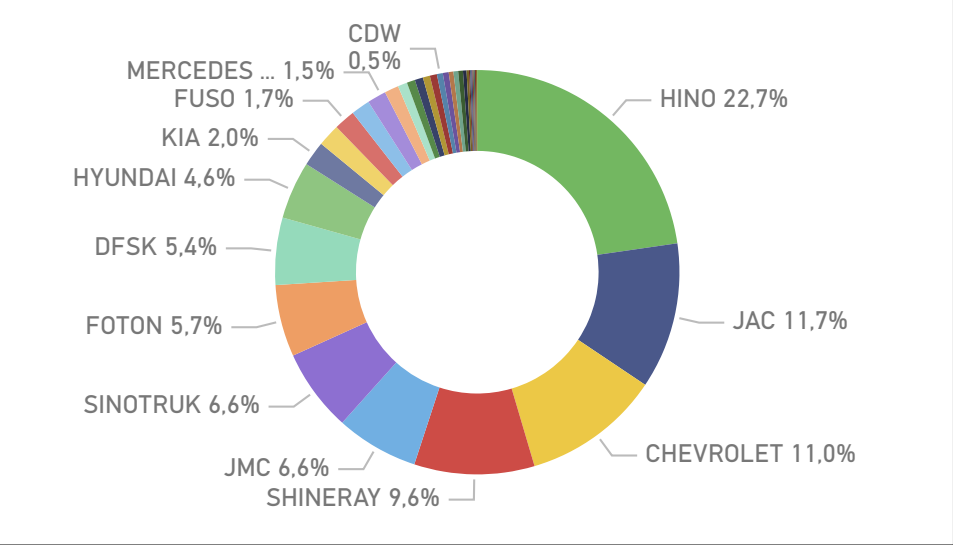
## Monthly Vehicle Sales (units)



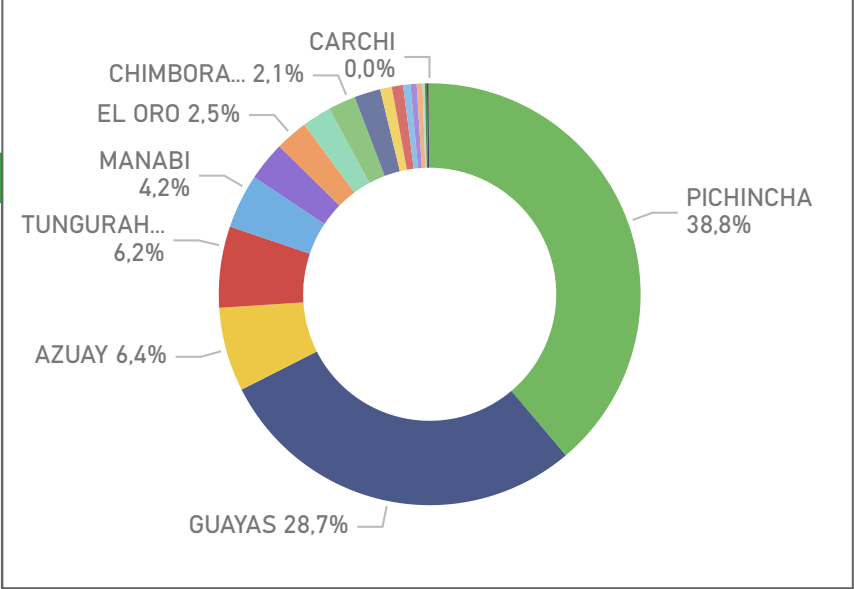
Markets Share by Brand Light Vehicles\* 2021 (Oct)



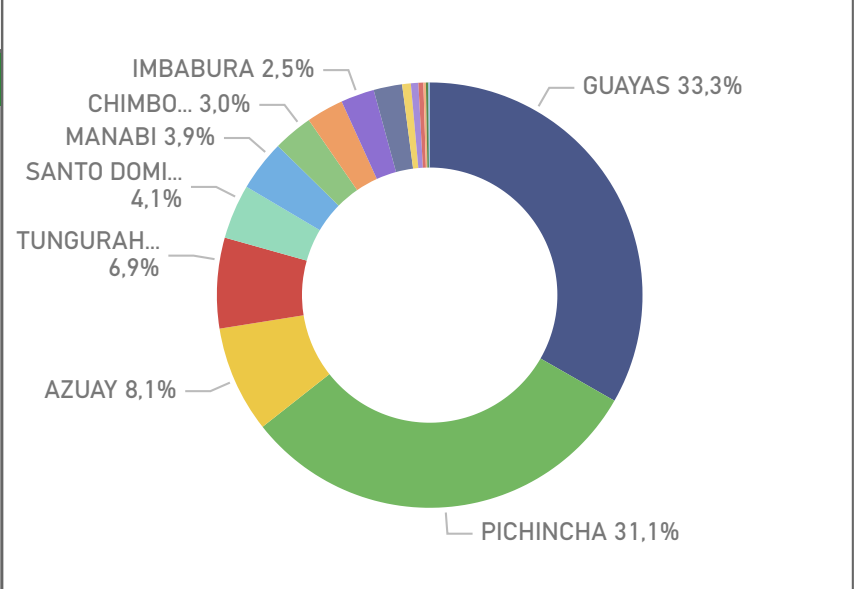
Market Share by Brand Commercial Vehicles\*\* 2021 (Oct)



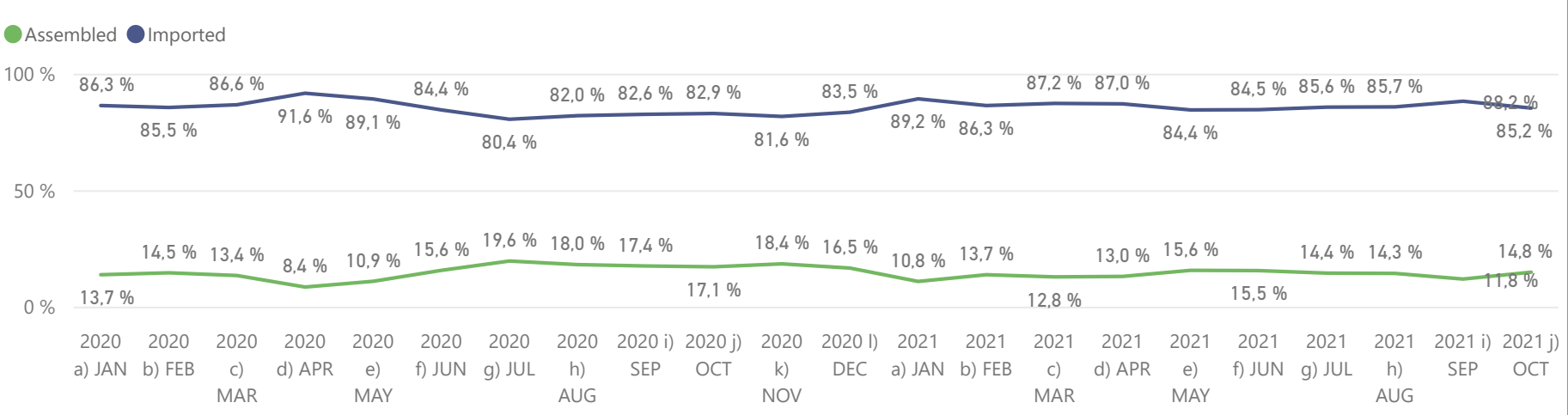
Market Share by Province (units) Light Vehicles\* 2021 (Oct)



Market Share by Province (units) Commercial Vehicles\*\* 2021 (Oct)

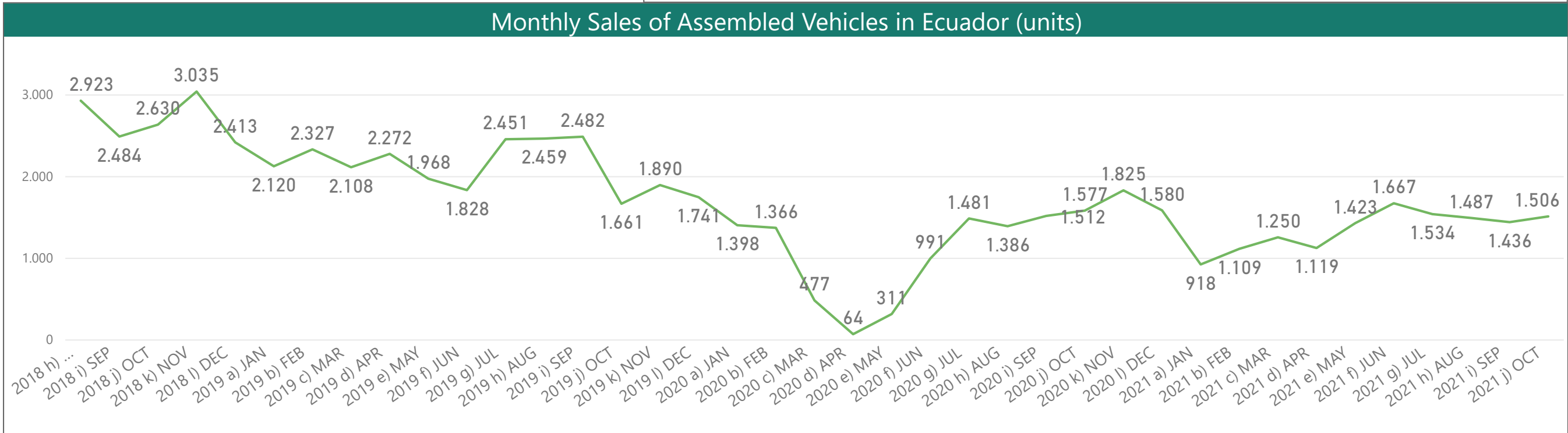
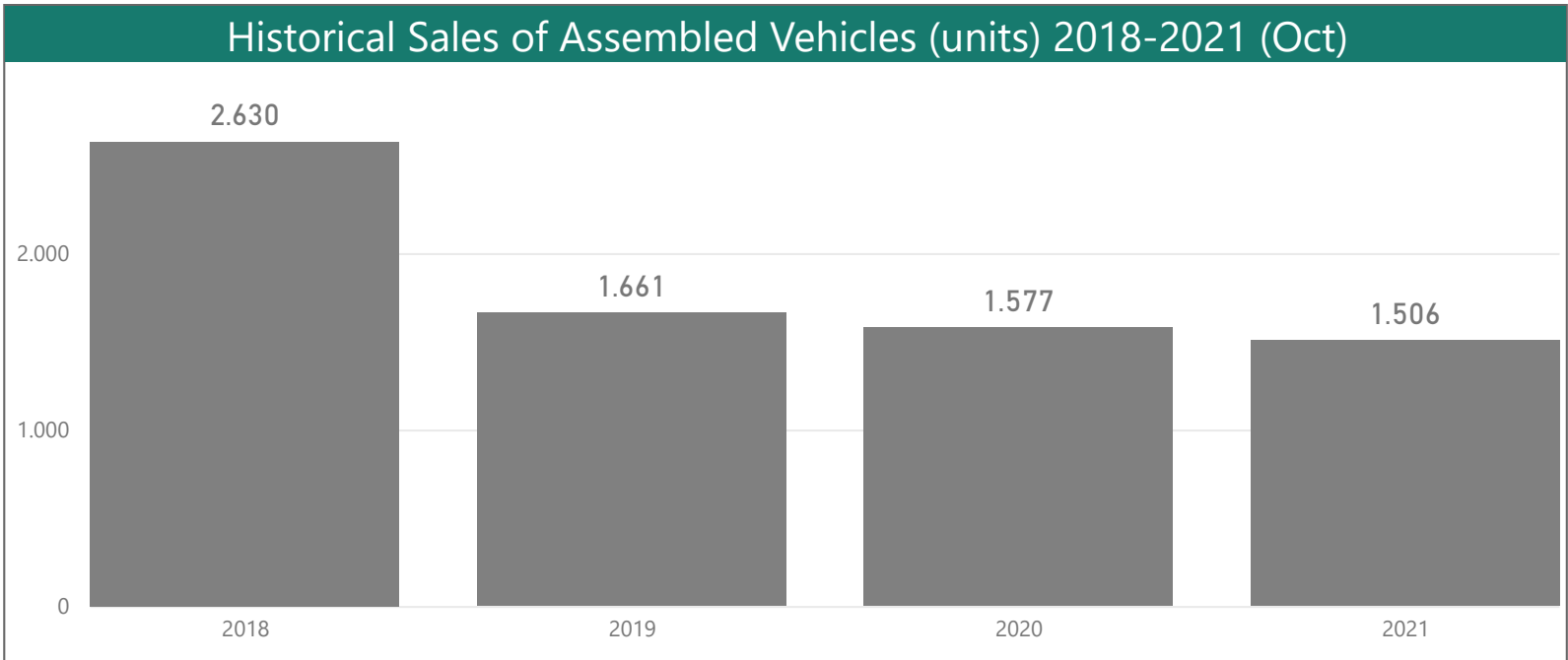


Market Share: Imported vs. Assembled (% Share)



4 \*Light vehicles Automobile, SUV, Pick up  
\*\*Commercial vehicles: Bus, Truck, VAN

Source: AUTOPLUS - Asociación de Empresas Automotrices del Ecuador (AEADE).



**AUTOMOTIVE SECTOR** in figures | **AEADE** ASOCIACIÓN DE EMPRESAS AUTOMOTRICES DEL ECUADOR

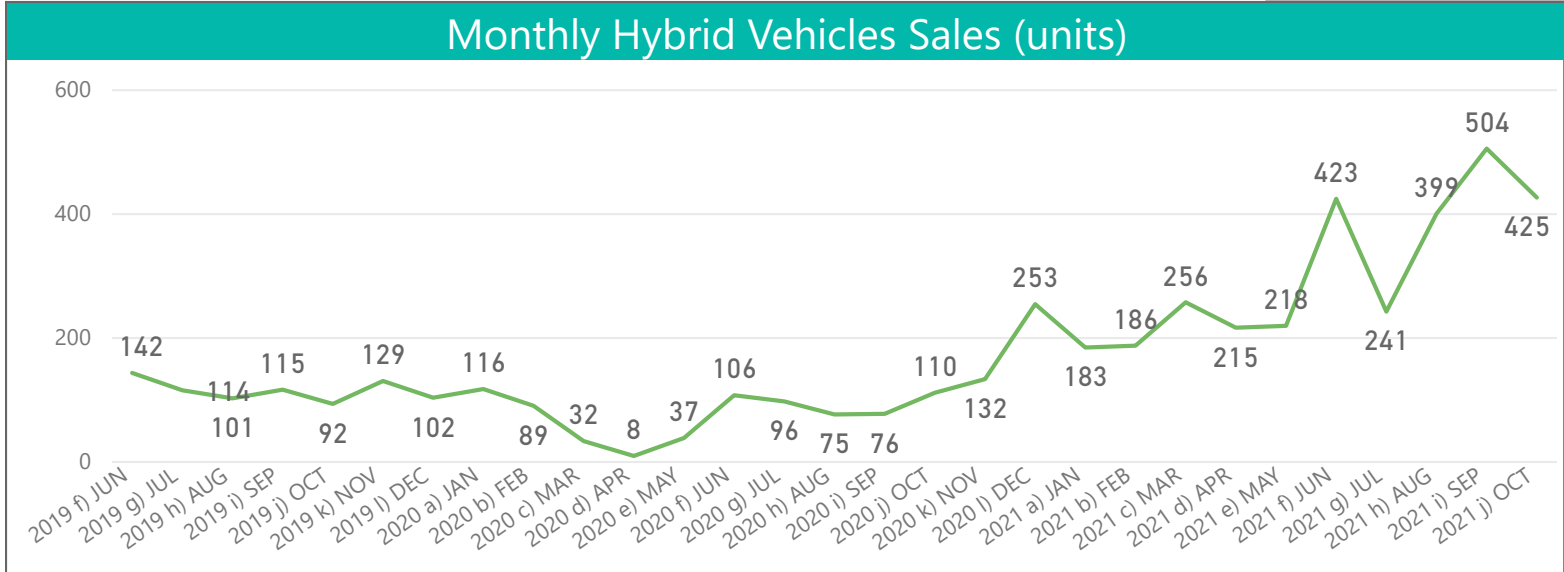
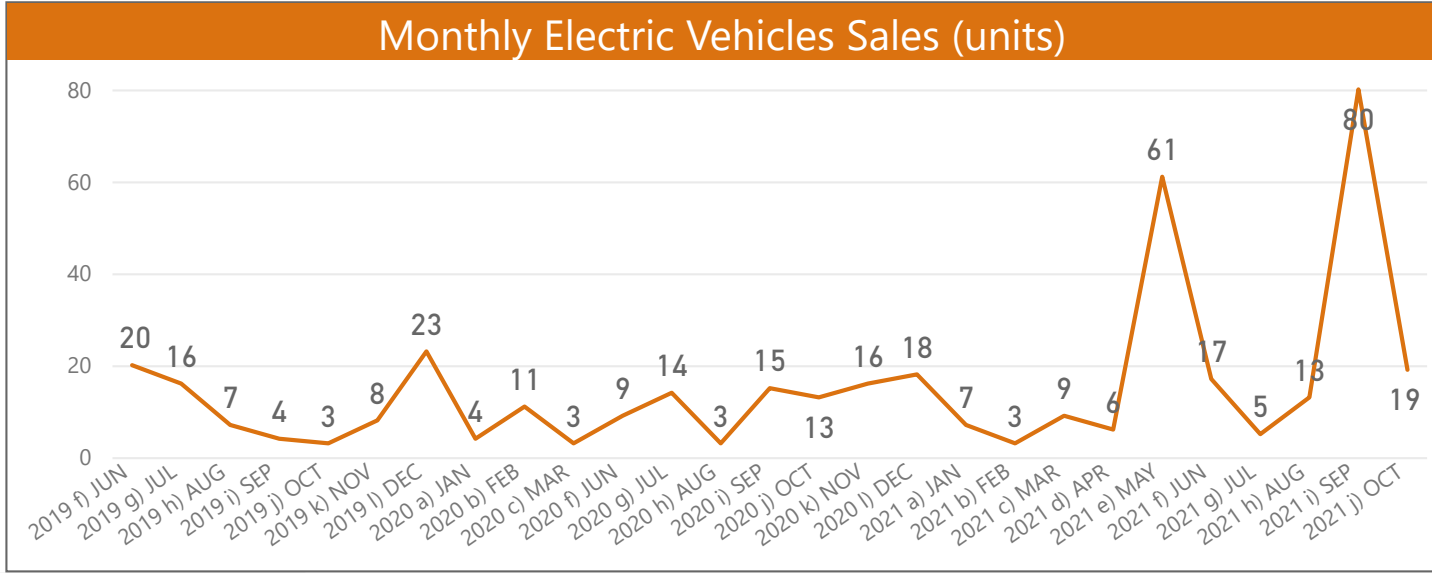
**New technologies**

**AUTOMOTIVE SECTOR** in figures | **AEADE** ASOCIACIÓN DE EMPRESAS AUTOMOTRICES DEL ECUADOR

**Electric Vehicles**

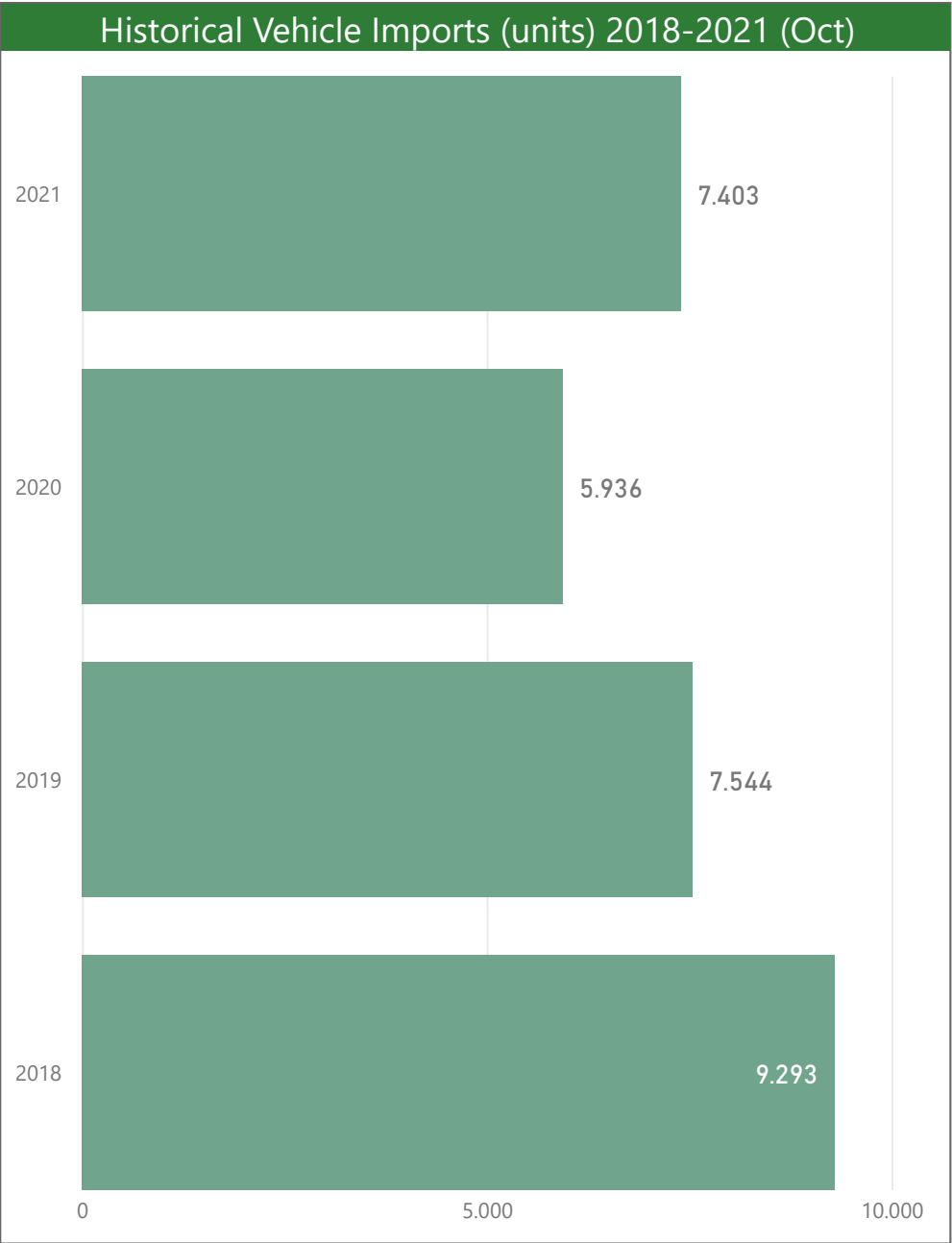
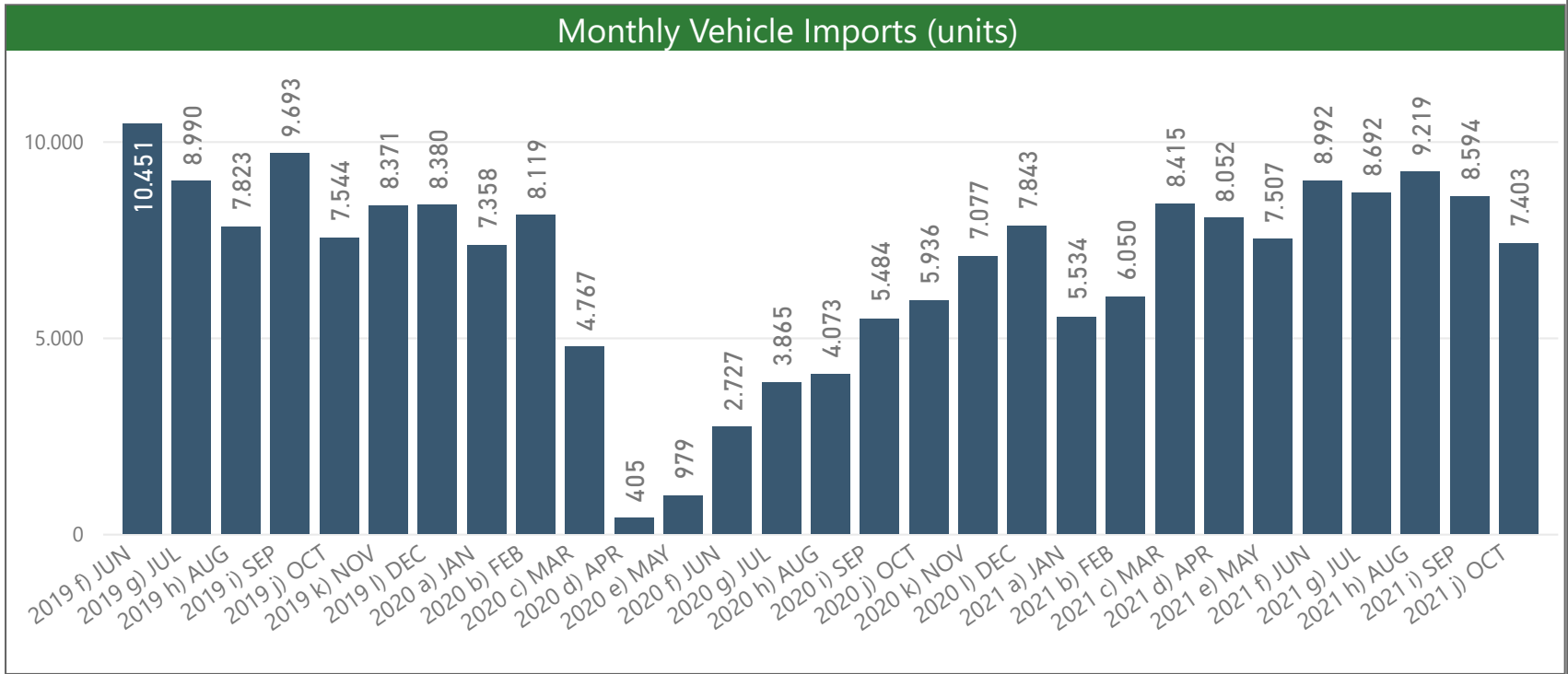
**AUTOMOTIVE SECTOR** in figures | **AEADE** ASOCIACIÓN DE EMPRESAS AUTOMOTRICES DEL ECUADOR

**Hybrid Vehicles**

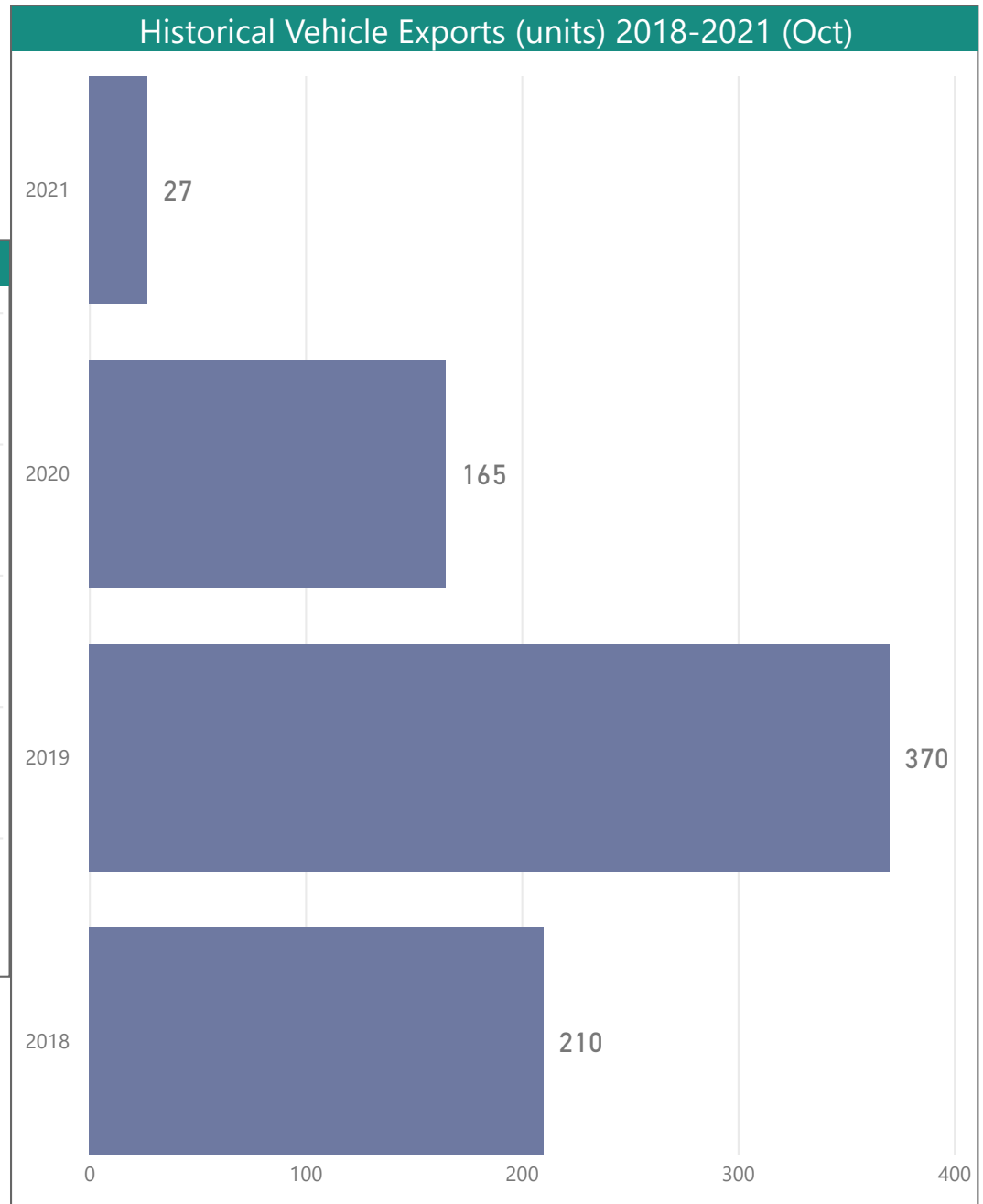
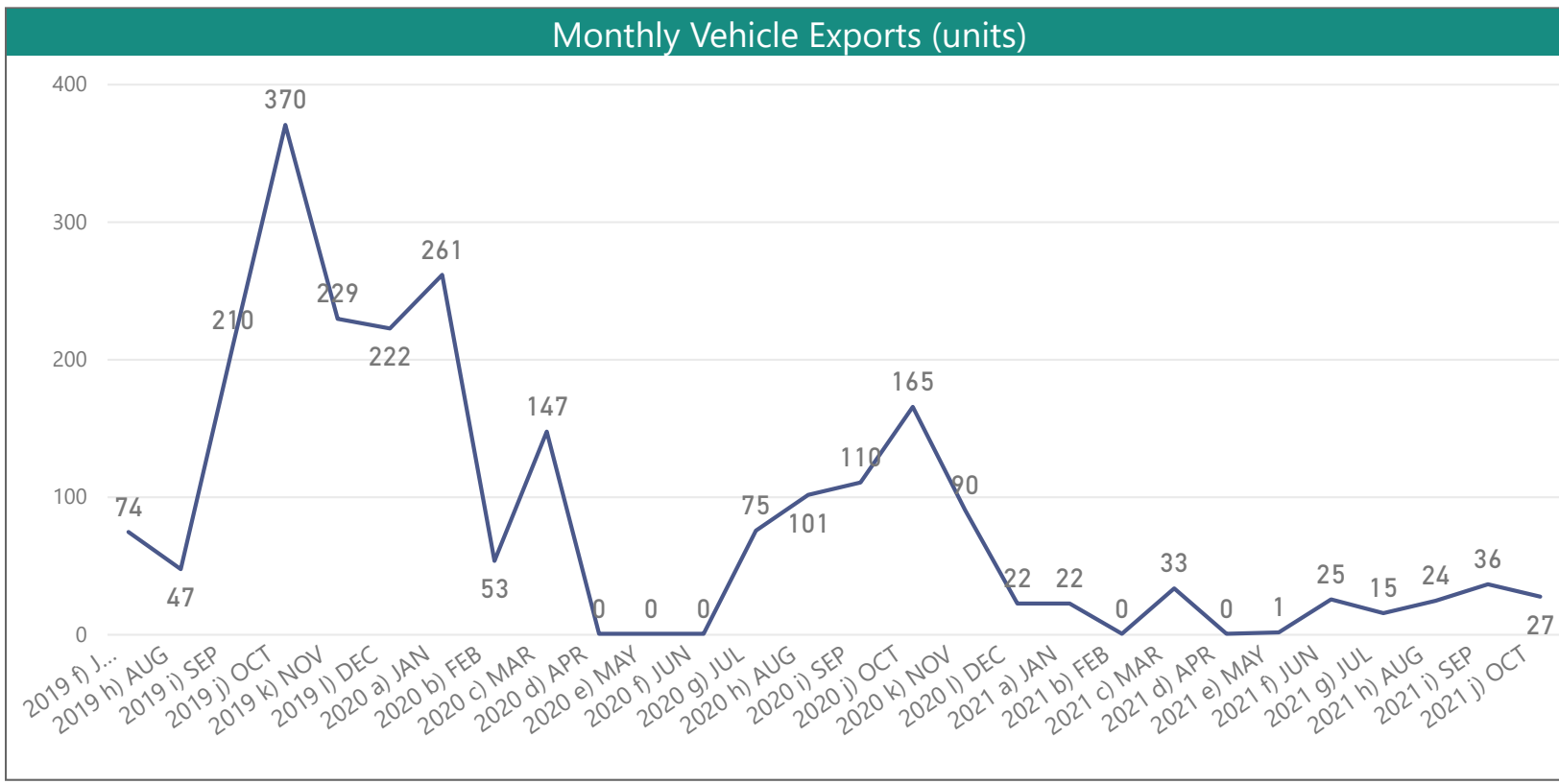


Source: AUTOPLUS - Asociación de Empresas Automotrices del Ecuador (AEADE).

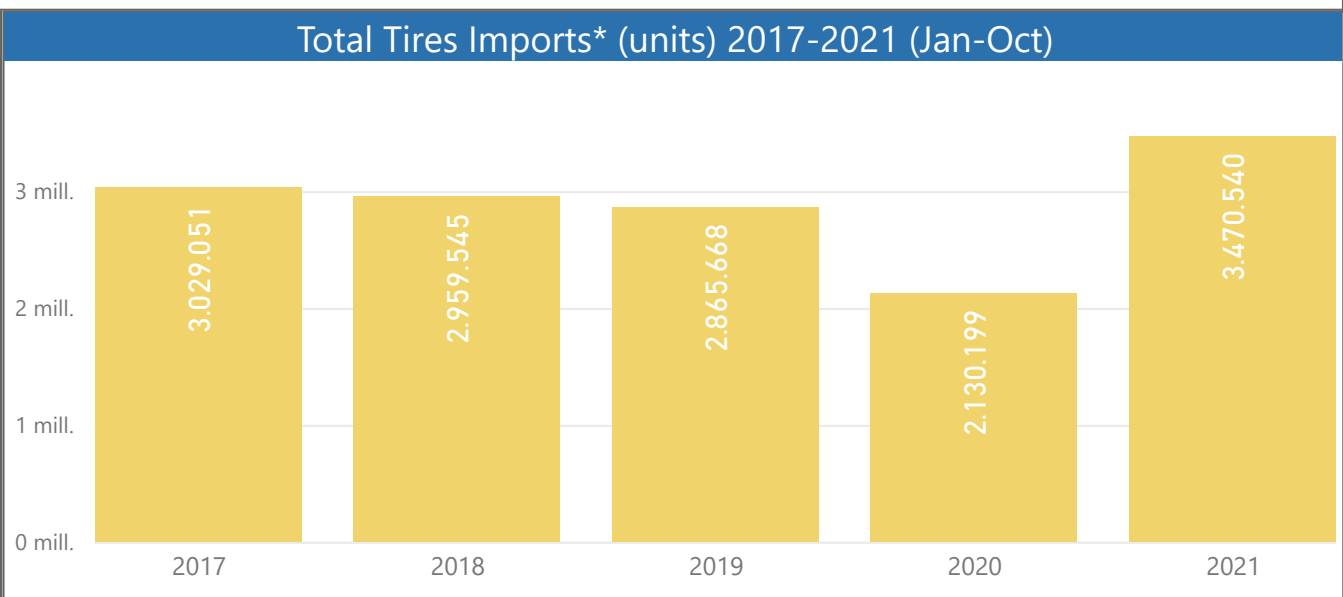
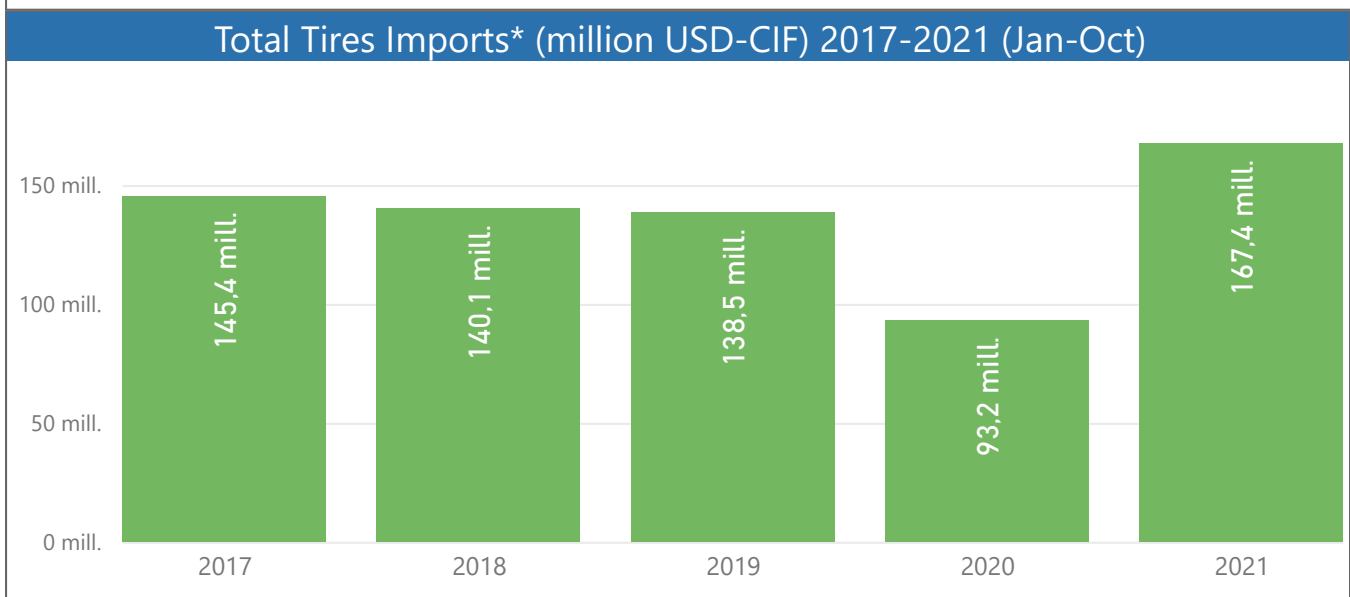
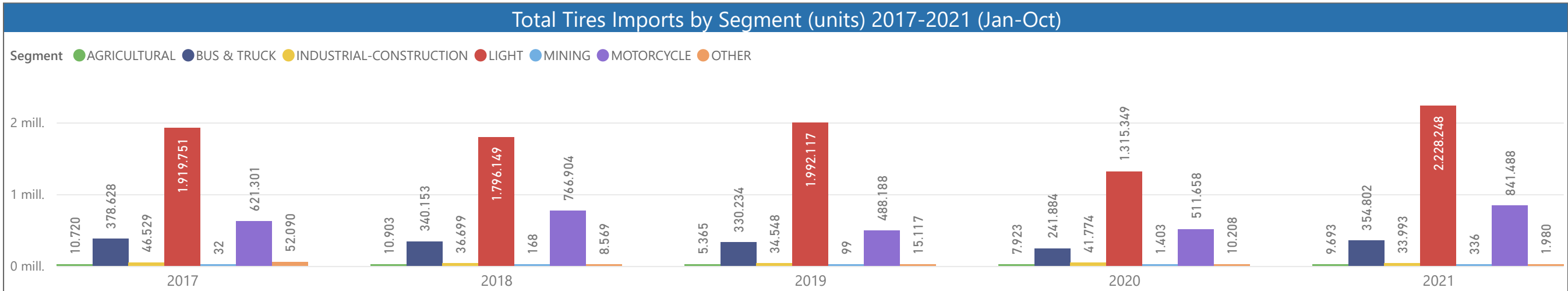




Source: SENA- Servicio Nacional de Aduana del Ecuador



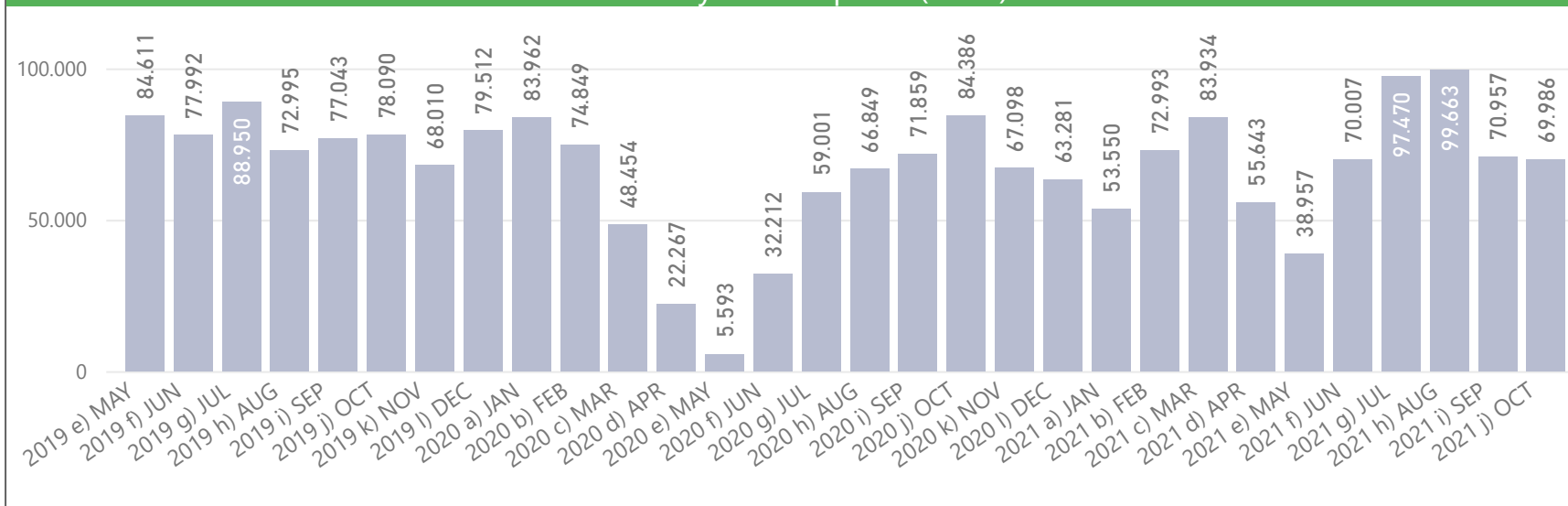
Source: SENAE- Servicio Nacional de Aduana del Ecuador



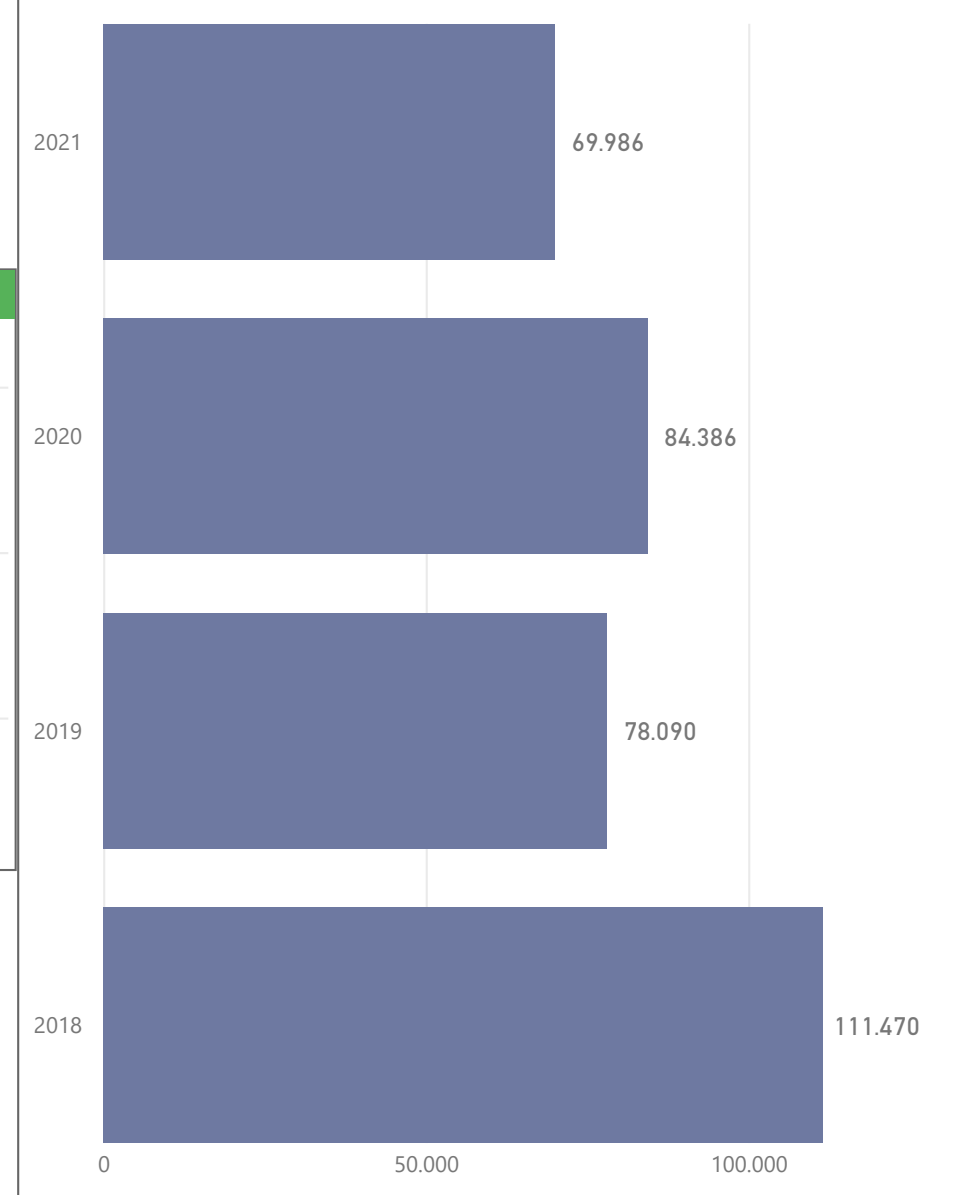
\*Airplane and bicycle segments are excluded



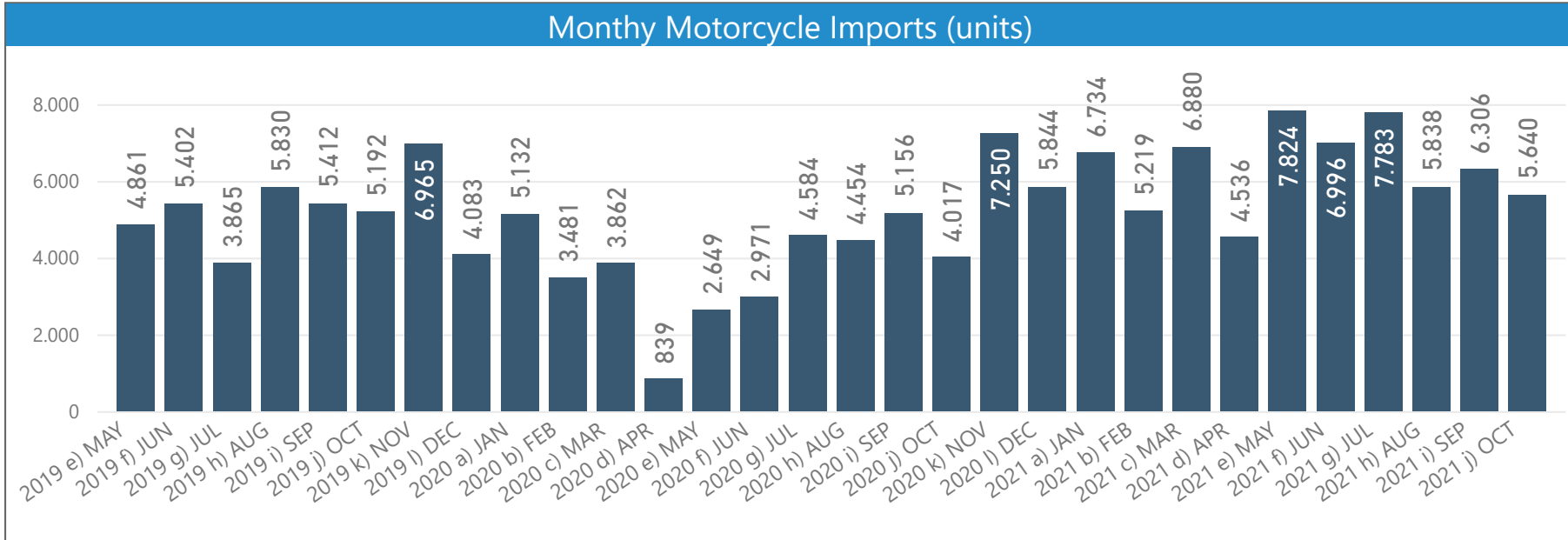
Monthly Tires Exports (units)



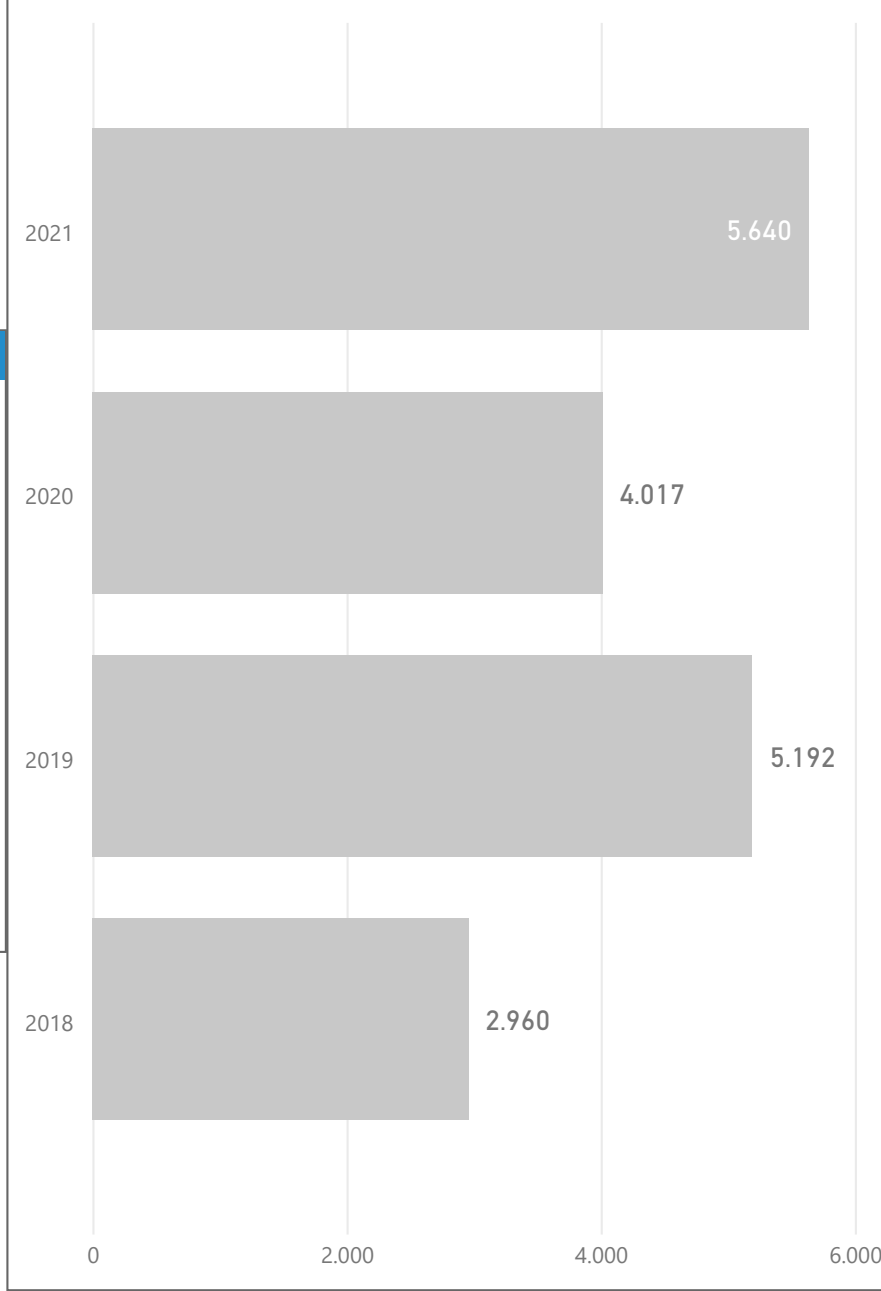
Historical Tires Exports (units) 2018-2021 (Oct)



# Motorcycle Imports



Historical Motorcycle Imports (units) 2018-2021 (Oct)

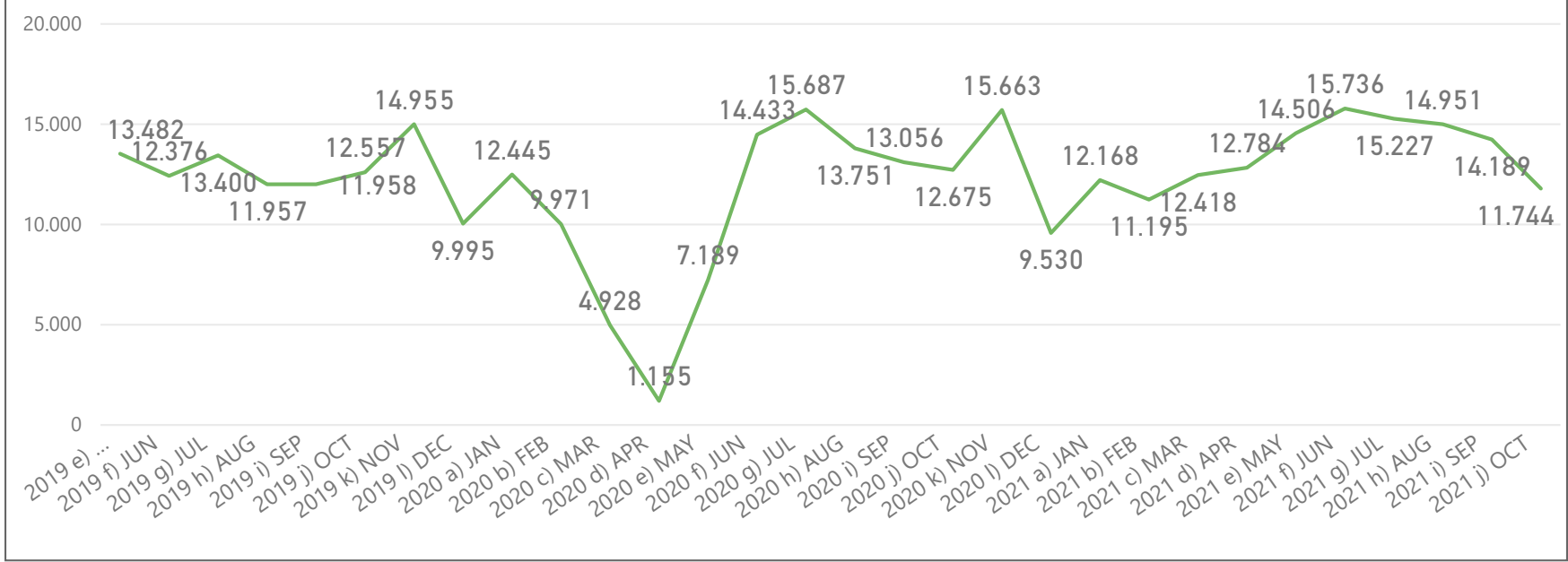


Source: SENAE- Servicio Nacional de Aduana del Ecuador



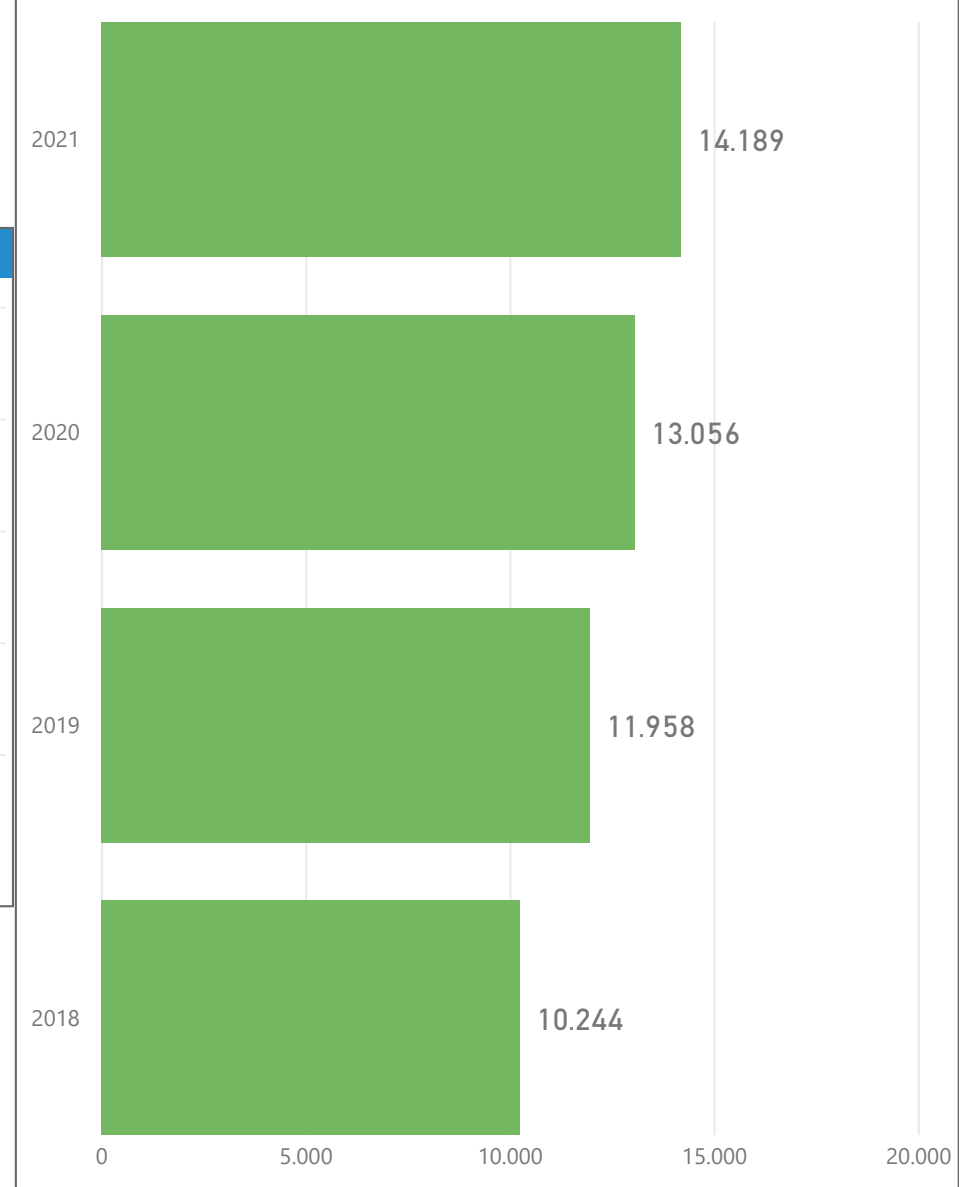
# Motorcycle Sales

Monthly Motorcycle Sales (units)

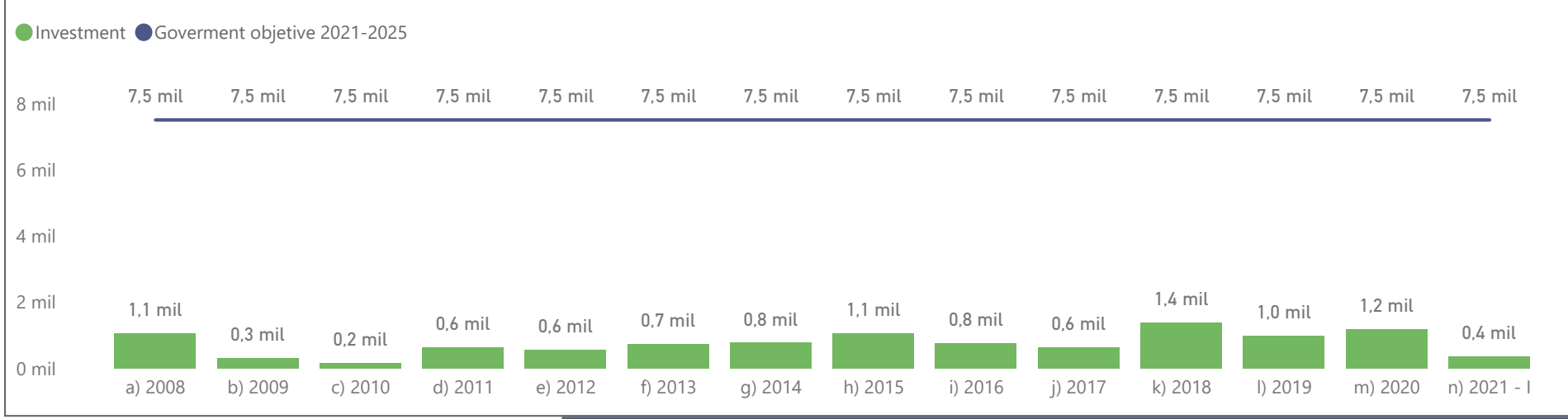


Note.: October 2021 is provisional data

Historical Motorcycles Sales (units) 2018-2021 (Sep)



**Foreign Direct Investment (million USD)**



The levels of foreign direct investment in Ecuador have been very low in recent years and have never exceeded 1.5 billion dollars a year. Guillermo Lasso's government has set an ambitious goal that means an annual average of 7.5 billion dollars of FDI during its four-year period to cover domestic investment needs.

In accordance with the objectives set out in the program with the IMF, Ecuador has considerably increased its international reserves, constantly exceeding USD 6 billion during the last four quarters. Thus, the coverage levels are close to the minimum desirable standards to protect a dollarized economy.

**International Reserves (million USD)**






GDP	Jan - Dec 2020	Jan - Dec 2019	Variation
Nominal GDP (USD millions)	98.808	107.436	-8,0 %
Real GDP (USD millions of 2007)	66.308	71.909	-7,8 %



Oil	September 2021	September 2020
WTI (average price)	71,46	39,61



Inflation	October 2021	October 2020
Monthly	0,2 %	-0,2 %
Annual	1,5 %	-1,6 %
Accumulated	1,5 %	-0,9 %



Foreign currency exchange	September 2021	September 2020
USD/BRL	5,61	5,74
USD/COP	3.765,06	3.861,00
USD/EURO	0,86	0,86
USD/PEN	3,99	3,61

**FOREIGN TRADE**

September 2021 September 2020

1) Exports (FOB USD millions)		
1.1) Non Oil Exports	1.492	1.244
1.2) Oil Exports	728	514
1.3) Total Exports	2.220	1.758
2) Imports (FOB USD millions)		
2.1) Non Oil Imports	1.747	1.159
2.2) Oil Imports	341	190
2.3) Total Imports	2.088	1.349
3) Trade Balance (FOB USD millions)		
3.1) Non Oil Trade Balance (USD FOB million)	-256	85
3.2) Oil Trade Balance (USD FOB million)	387	323
3.3) Total Trade Balance (USD FOB million)	131	409

**Labor Market**

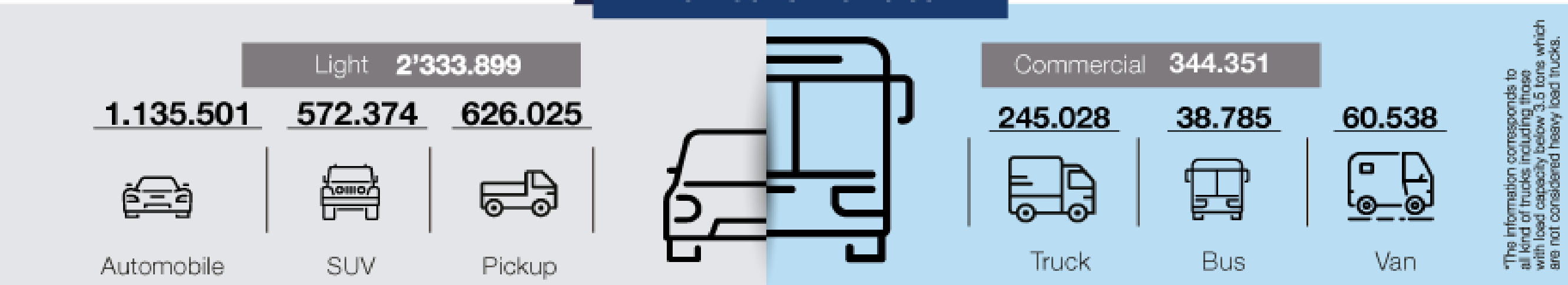
September 2021 August 2021

1) Working-age population	12.713.655	12.698.798
2) Economically active population	8.479.137	8.540.363
2.1) Employed population	8.066.696	8.125.322
2.2) Appropriate employment	2.843.732	2.770.656
2.3) Underemployment	1.921.312	1.887.050
2.4) Unpaid employment	917.971	950.882
2.5) Other non-full employment	2.340.071	2.451.125
2.6) Unclassified employment	43.609	65.610
3) Unemployment	412.441	415.041
4) Economically inactive population	4.234.518	4.158.405





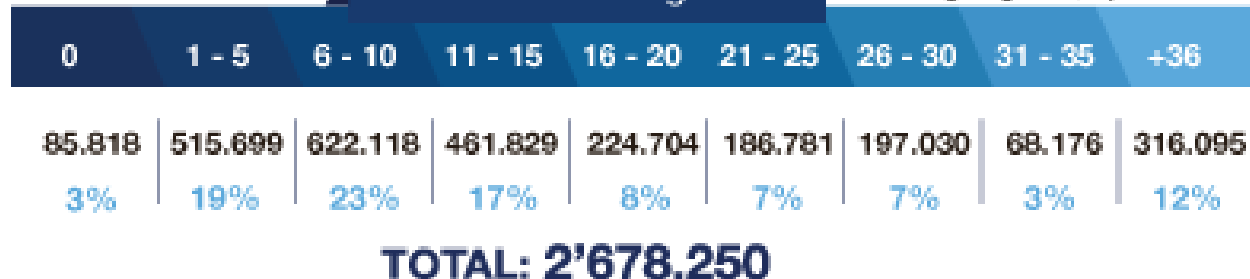
Number of vehicles



\*The information corresponds to all kind of trucks including those with load capacity below 3.5 tons which are not considered heavy load trucks.

Vehicle fleet age

Average age: 15,8 years



Geographic location

PICHINCHA	912.843	CARCHI	22.137
GUAYAS	696.690	BOLIVAR	14.168
AZUAY	188.903	ORELLANA	9.759
TUNGURAHUA	157.728	SUCUMBIOS	9.100
MANABI	123.545	PASTAZA	9.304
IMBABURA	80.587	MORONA SANTIAGO	5.105
EL ORO	71.516	NAPO	4.941
CHIMBORAZO	70.087	SANTA ELENA	5.152
LOJA	62.075	ZAMORA CHINCHIPE	3.992
LOS RIOS	57.693	GALAPAGOS	652
COTOPAXI	57.216		
SANTO DOMINGO	51.837		
CAÑAR	36.543		
ESMERALDAS	26.899		

Source:

Base de matriculación del Servicio de Rentas Internas (SRI), 2020  
Estimate of Asociación de Empresas Automotrices del Ecuador (Aeade), 2020  
Autoplus, 2020




## Automotive Statistical BI Software



***Get your plan now!***

 (02) 226 9052 / 226 9056 / 226 4925 / 226 4927

 +593 98 409 6898

 [departamentotecnico@aeade.net](mailto:departamentotecnico@aeade.net)



ASOCIACIÓN DE EMPRESAS  
AUTOMOTRICES DEL ECUADOR

[www.aeade.net](http://www.aeade.net)



Aeade.Ec



@AeadeEc



Aeade



@aeade\_ec



AeadeEcuador



Aeade Ec