



AUTOMOTIVE SECTOR

in figures

This publication is
exclusively for
AEADE affiliates

April 2021 - No.56

Published on May 21, 2021

Núñez De Vela E-3-13 y Atahualpa
Torre del Puente Building, 10th floor

Phone: 02 226 9052 / 226 9056

226 4925 / 226 4927

Quito - Ecuador

AUTOMOTIVE SECTOR

in figures

- 1 Automotive Sector in Ecuador
- 2 Main Indicators
- 3 Vehicles Sales
- 5 Assembled Vehicle Sales
- 6 New Technologies
- 7 Vehicles Imports
- 8 Vehicle Exports

- 9 Tires Imports
- 10 Tires Exports
- 11 Motorcycles Imports
- 12 Motorcycles Sales
- 13 Short-Term Indicators
- 14 Macroeconomic Indicators
- 15 Ecuadorian Vehicle Fleet



Vehicle manufacturing



Employment 2019



Vehicle and motorcycle sale, maintenance and repair

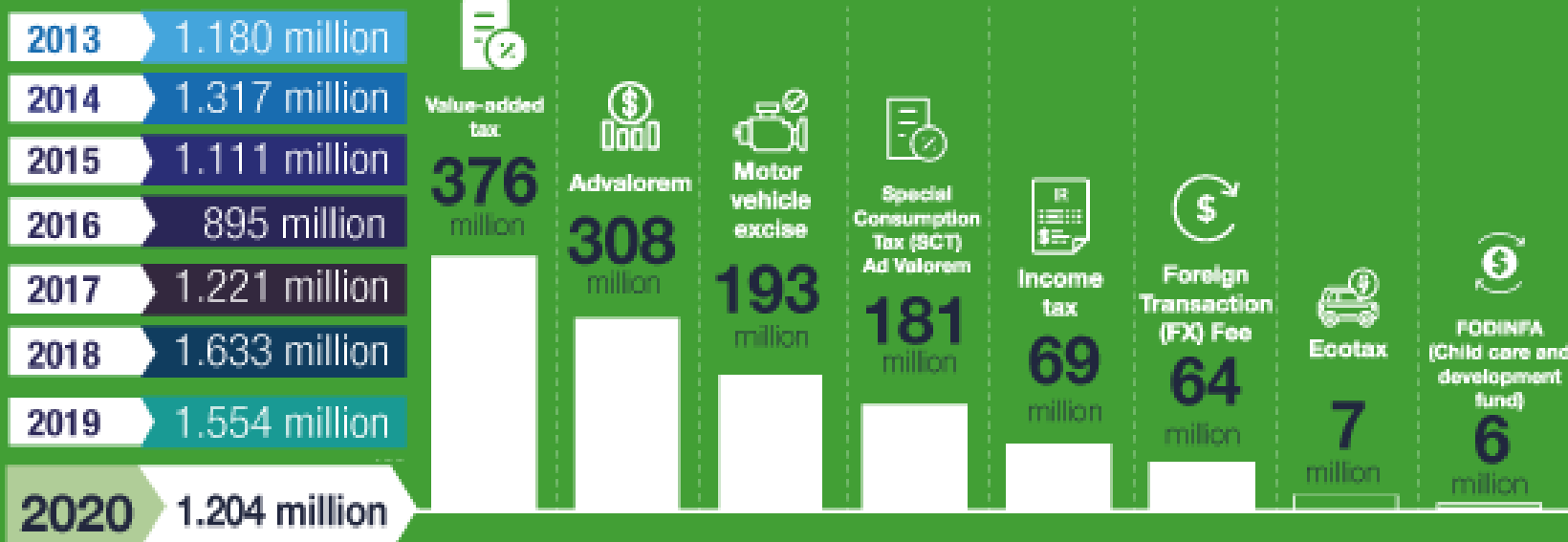
Activities	# workers
Manufacture of motor vehicles, bodies (coachwork) for motor vehicles, trailers and semi-trailers	8.728
Manufacture of parts and accessories for motor vehicles	2.645
Subtotal	11.373

Total Employment 2019: 182.491

Source: Encuesta Nacional de Empleo, Desempleo y Subempleo. (ENEMDU), 2019

Activities	# workers
Sale of motor vehicles	16.662
Maintenance and repair of vehicles	110.552
Sale of motor vehicles parts and accesories	32.531
Sale, maintenance and repair of motorcycles	11.373
Subtotal	171.118

Taxes (Importing and Assemblers Companies)



Macroeconomic Indicators

Total trade balance	(Jan-Mar 2021)	731.5 USD millions FOB
Average oil price WTI	(March 2021)	62.35 USD
Annual inflation	(April 2021)	-1.47%
Annual GDP variation	(Jan-Dec 2020/2019)	-7.8 %

Source: Banco Central del Ecuador (BCE), 2021

Credit



Ordinary consumption:
Jan - Apr 2021
USD 81.6 millions

Source: Superintendencia de Bancos, 2021



Priority consumption:
Jan - Apr 2021
USD 970,4 millions

Light vehicles* and commercial vehicles** market



Imports (CBU):
Jan - Apr 2021
28,037
units



Assembled vehicles sales:
Jan - Apr 2021
4,396
units



Exports:
Jan - Apr 2021
55
units



Total sales:
Jan - Apr 2021
35,013
units

*Light vehicles: automobiles, pickups, SUV **Commercial vehicles: VAN, trucks, buses

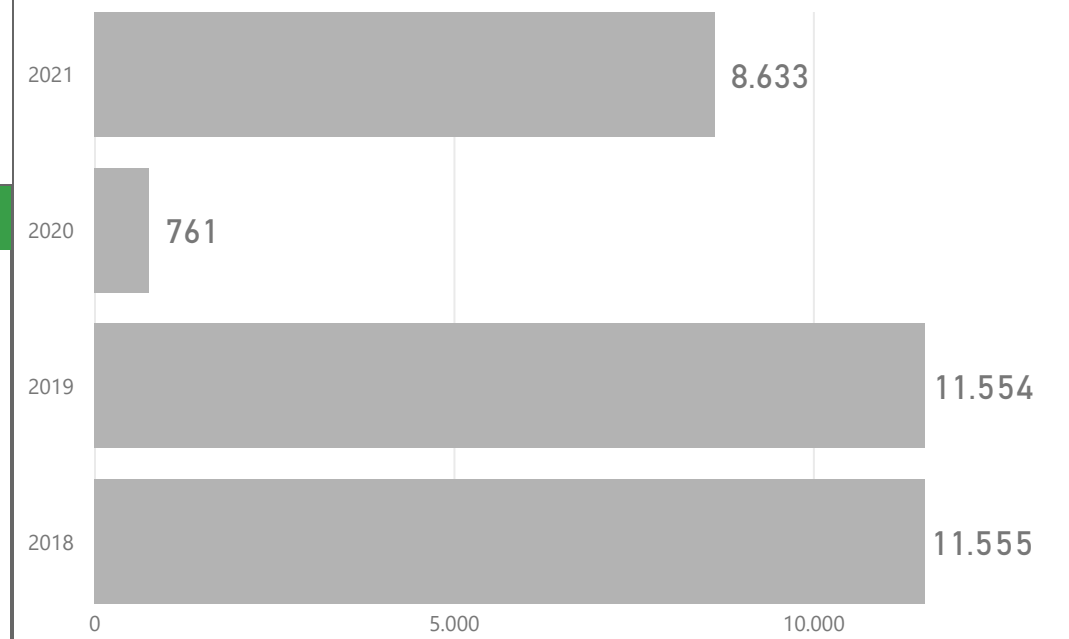
Source: Servicio Nacional de Aduana del Ecuador (SENAE), 2021;
Asociación de Empresas Automotrices del Ecuador (AEADE), 2021

Vehicles Sales

Vehicle Sales by Segments

Segments	Apr 21	Apr 20	Jan-Apr 21	Jan-Apr 20	Var Apr/Mar 21	Var Apr 21/20	Var Jan-Apr 21/20
AUTOMOBILE	2.636	316	11.215	9.440	-13,4 %	734,2 %	18,8 %
BUS	26	6	72	212	188,9 %	333,3 %	-66,0 %
PICK UP	1.464	65	5.711	3.399	-9,2 %	2152,3 %	68,0 %
SUV	3.495	236	13.885	8.320	-11,2 %	1380,9 %	66,9 %
TRUCK	772	78	3.094	1.603	-13,3 %	889,7 %	93,0 %
VAN	240	60	1.036	984	-19,5 %	300,0 %	5,3 %
Total	8.633	761	35.013	23.958	-11,8 %	1034,4 %	46,1 %

Historical Vehicle Sales (units) 2018-2021 (Apr)



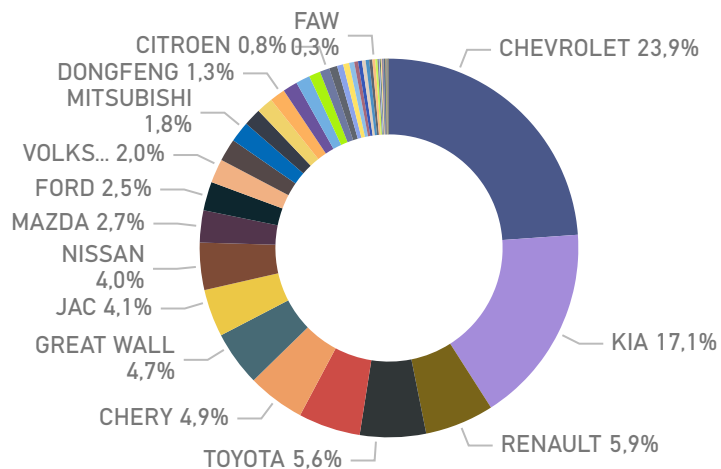
Monthly Vehicle Sales (units)



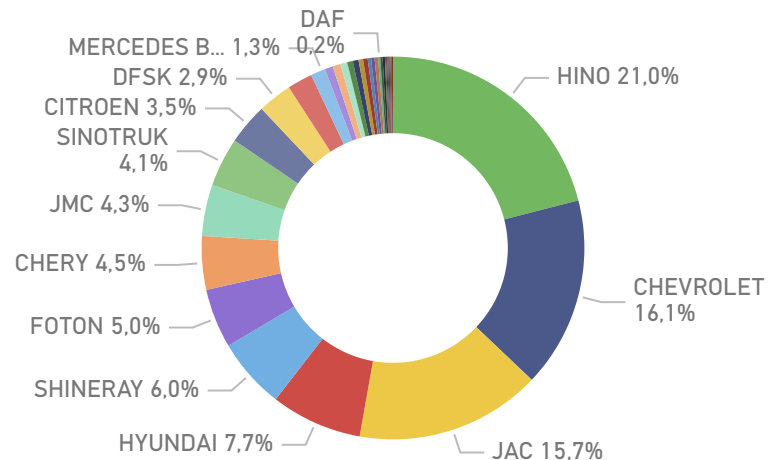


Vehicles Sales

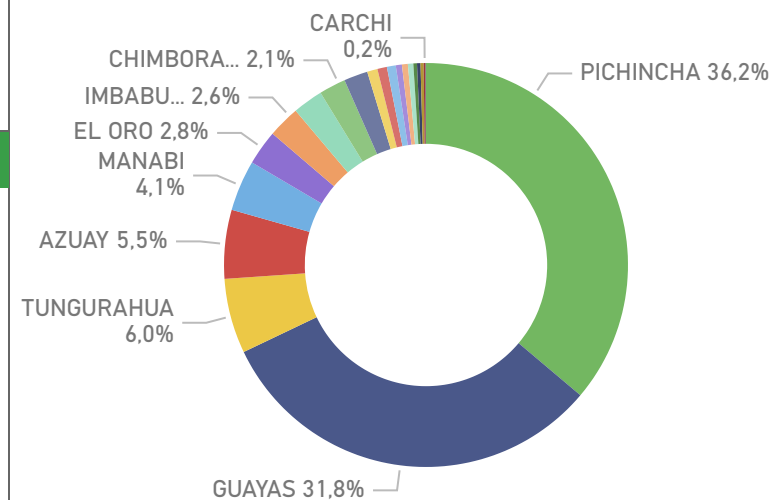
Markets Share by Brand Light Vehicles* 2021 (Apr)



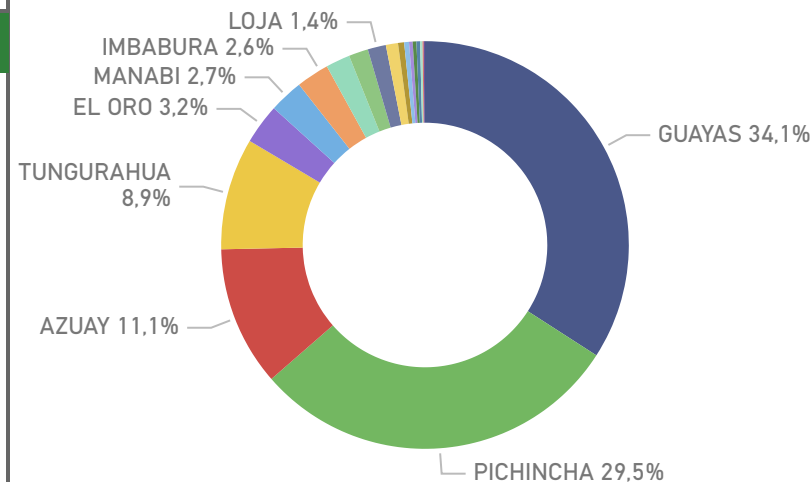
Market Share by Brand Commercial Vehicles** 2021 (Apr)



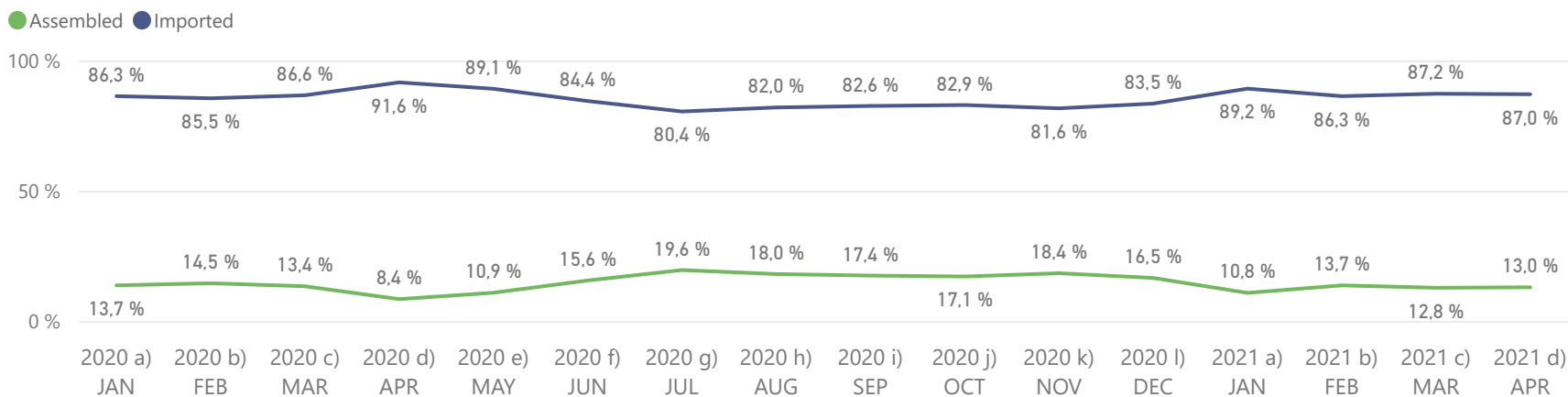
Market Share by Province (units) Light Vehicles* 2021 (Apr)



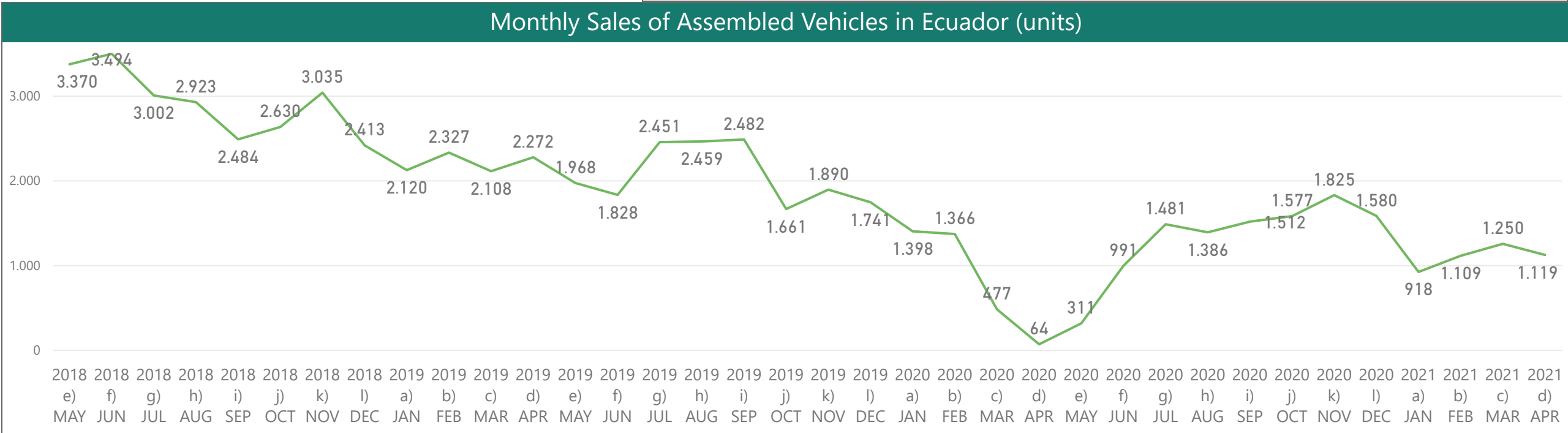
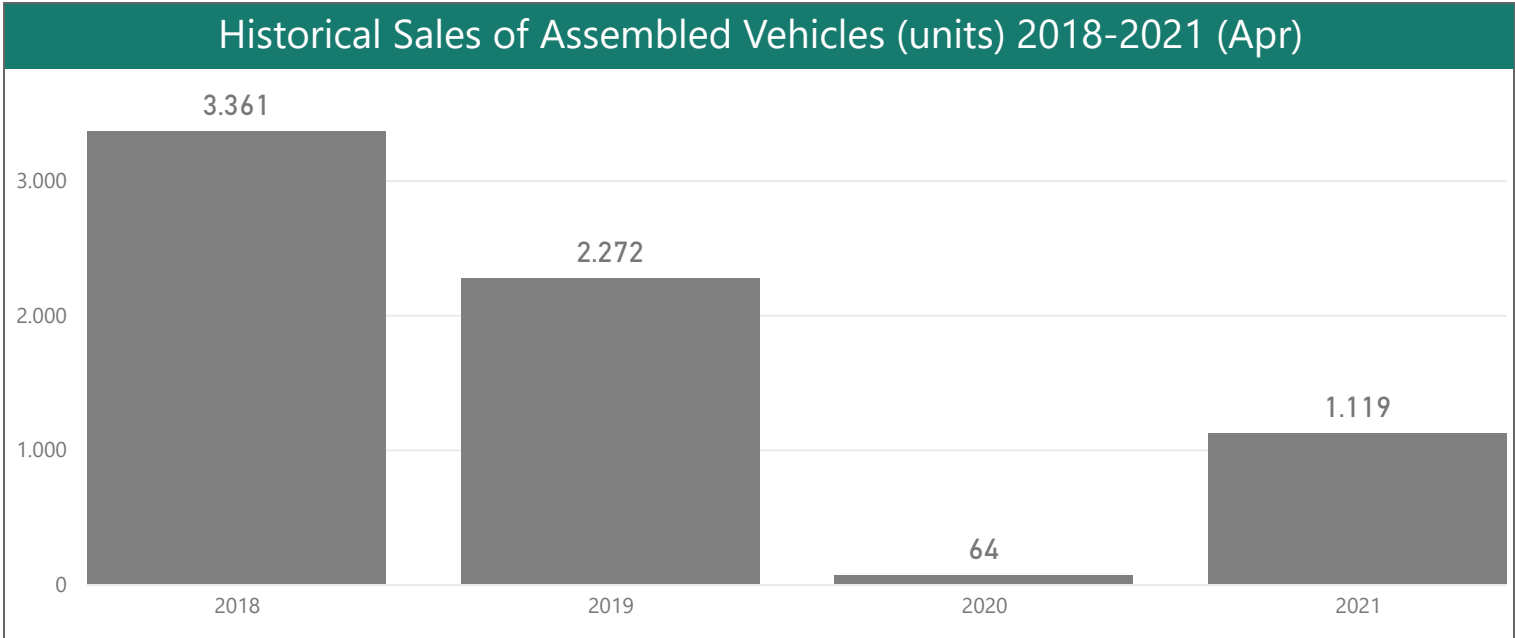
Market Share by Province (units) Commercial Vehicles** 2021 (Apr)



Market Share: Imported vs. Assembled (% Share)



*Light vehicles Automobile, SUV, Pick up
**Commercial vehicles: Bus, Truck, VAN



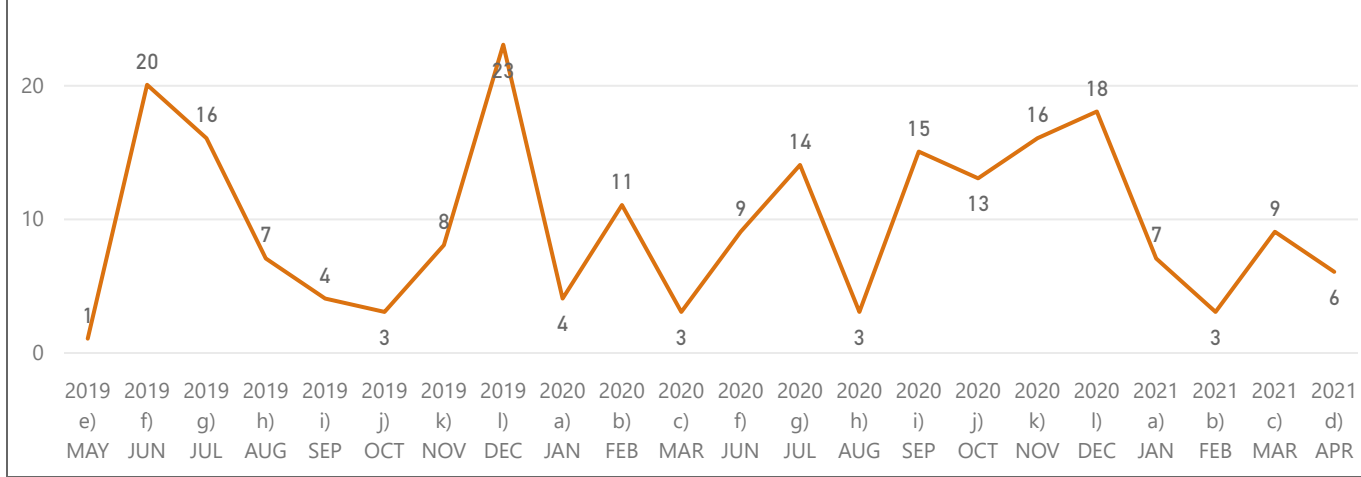
Source: AUTOPLUS - Asociación de Empresas Automotrices del Ecuador (AEADE).

AUTOMOTIVE SECTOR in figures | **AEADE**
New technologies

AUTOMOTIVE SECTOR in figures | **AEADE**
Electric Vehicles

AUTOMOTIVE SECTOR in figures | **AEADE**
Hybrid Vehicles

Monthly Electric Vehicles Sales (units)



Monthly Hybrid Vehicles Sales (units)

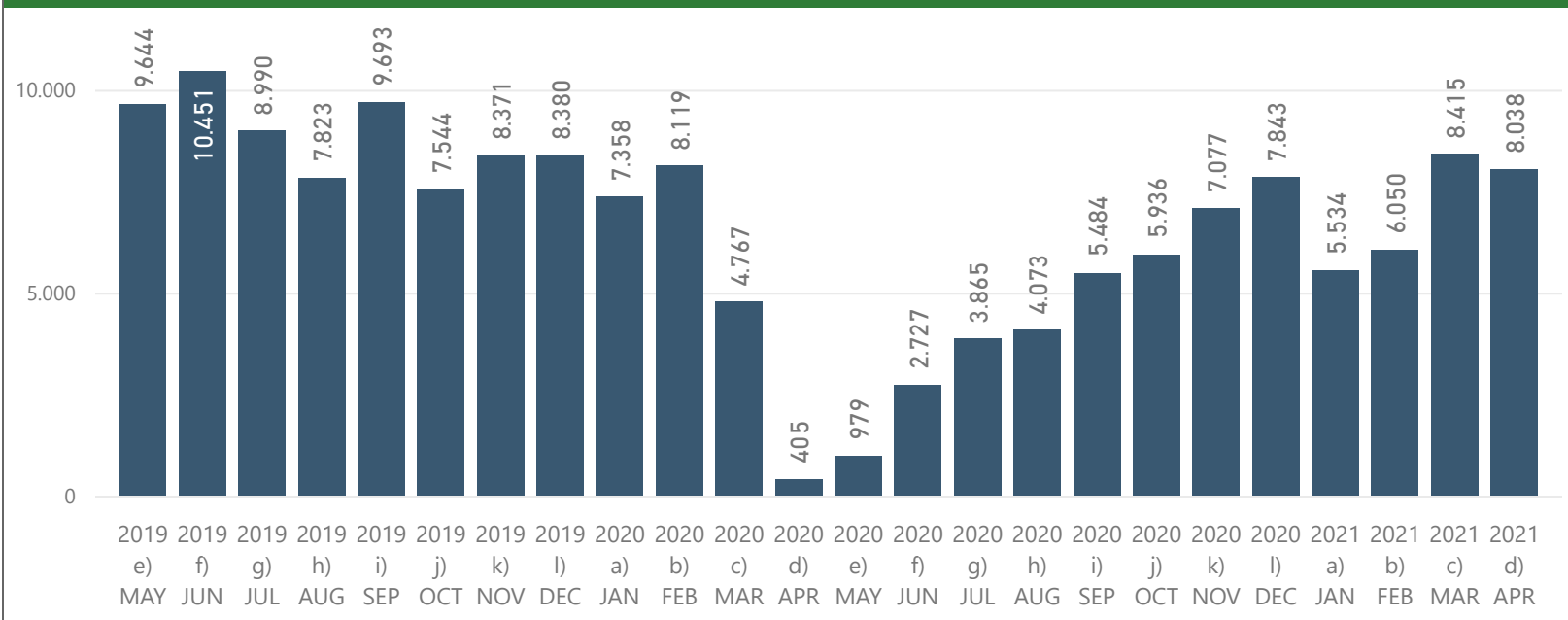


Source: AUTOPLUS - Asociación de Empresas Automotrices del Ecuador (AEADE).

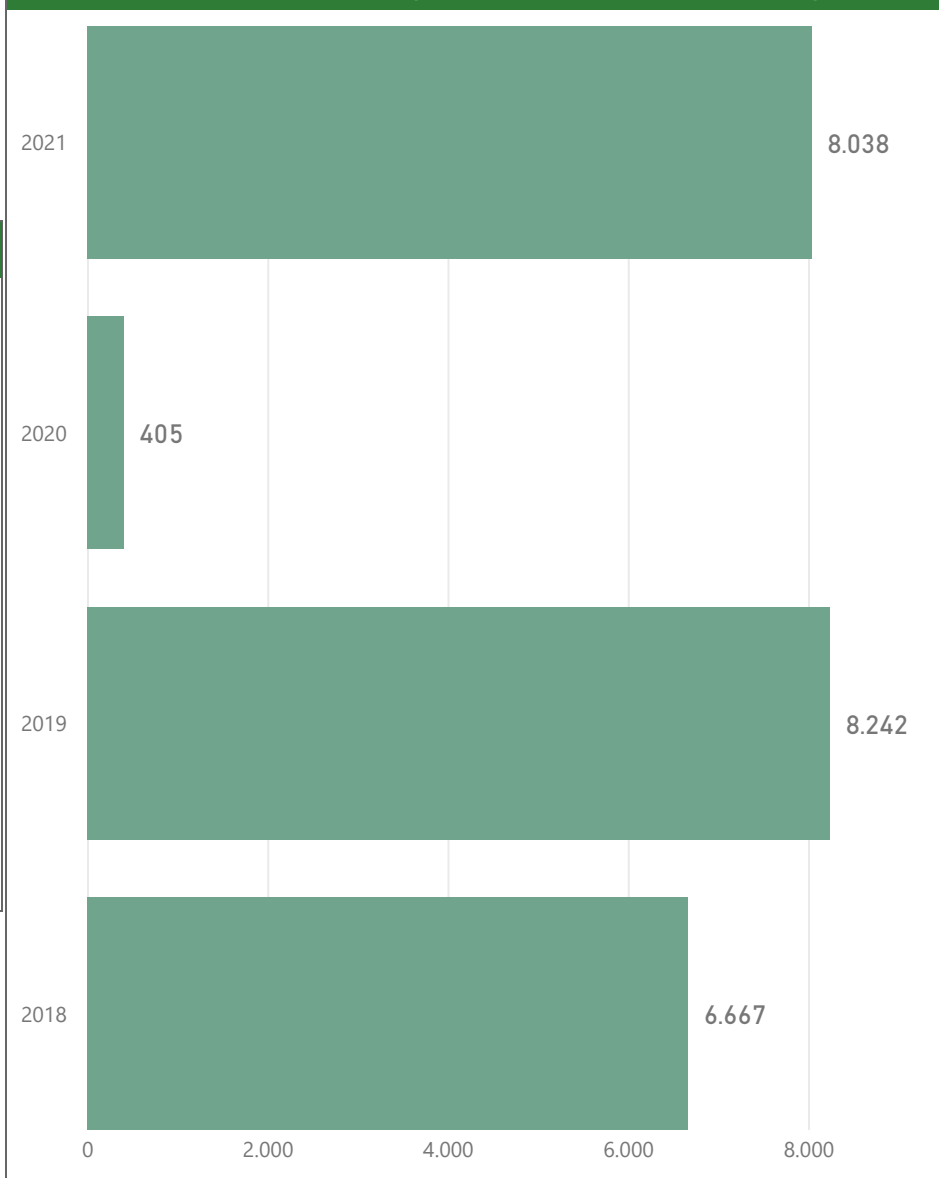


Vehicle Imports

Monthly Vehicle Imports (units)



Historical Vehicle Imports (units) 2018-2021 (Apr)

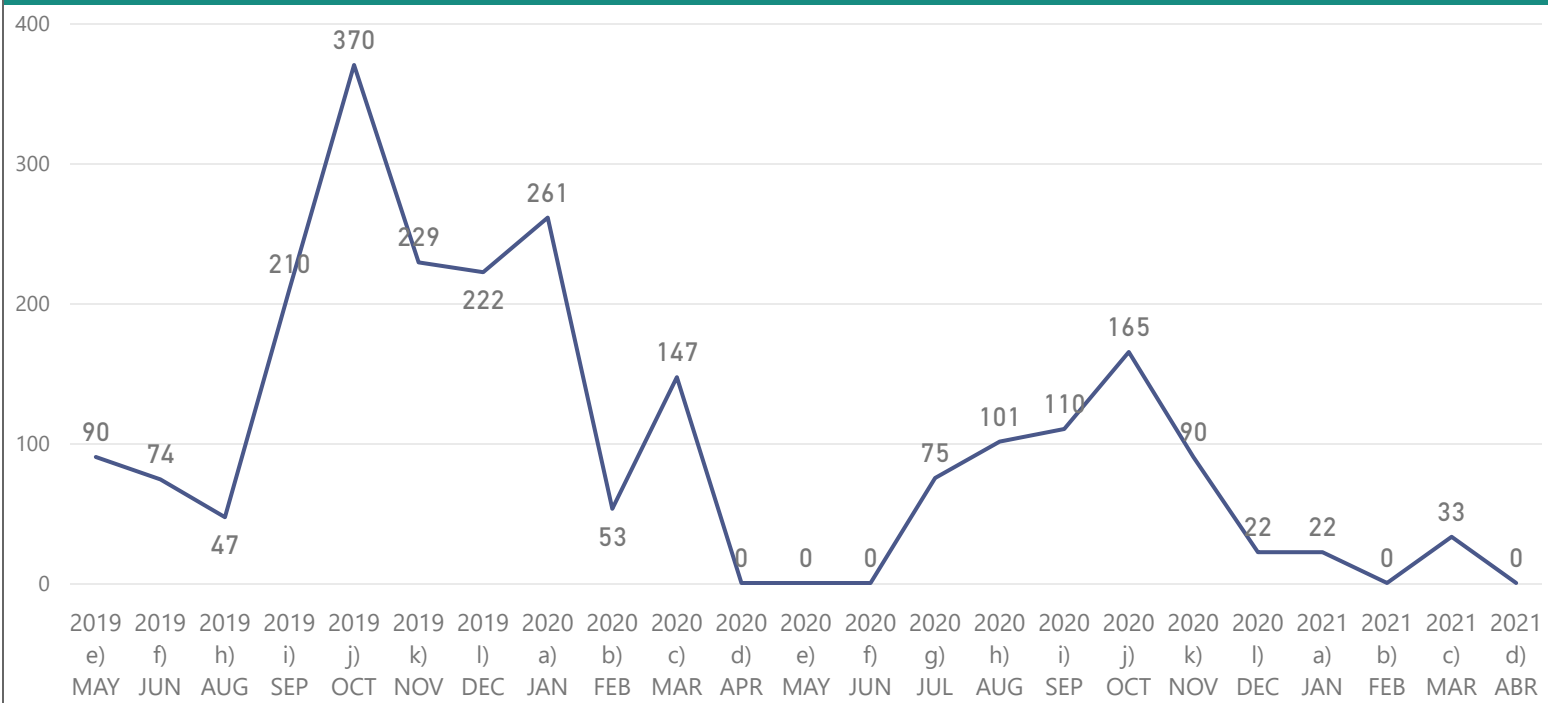


Source: SENAE- Servicio Nacional de Aduana del Ecuador

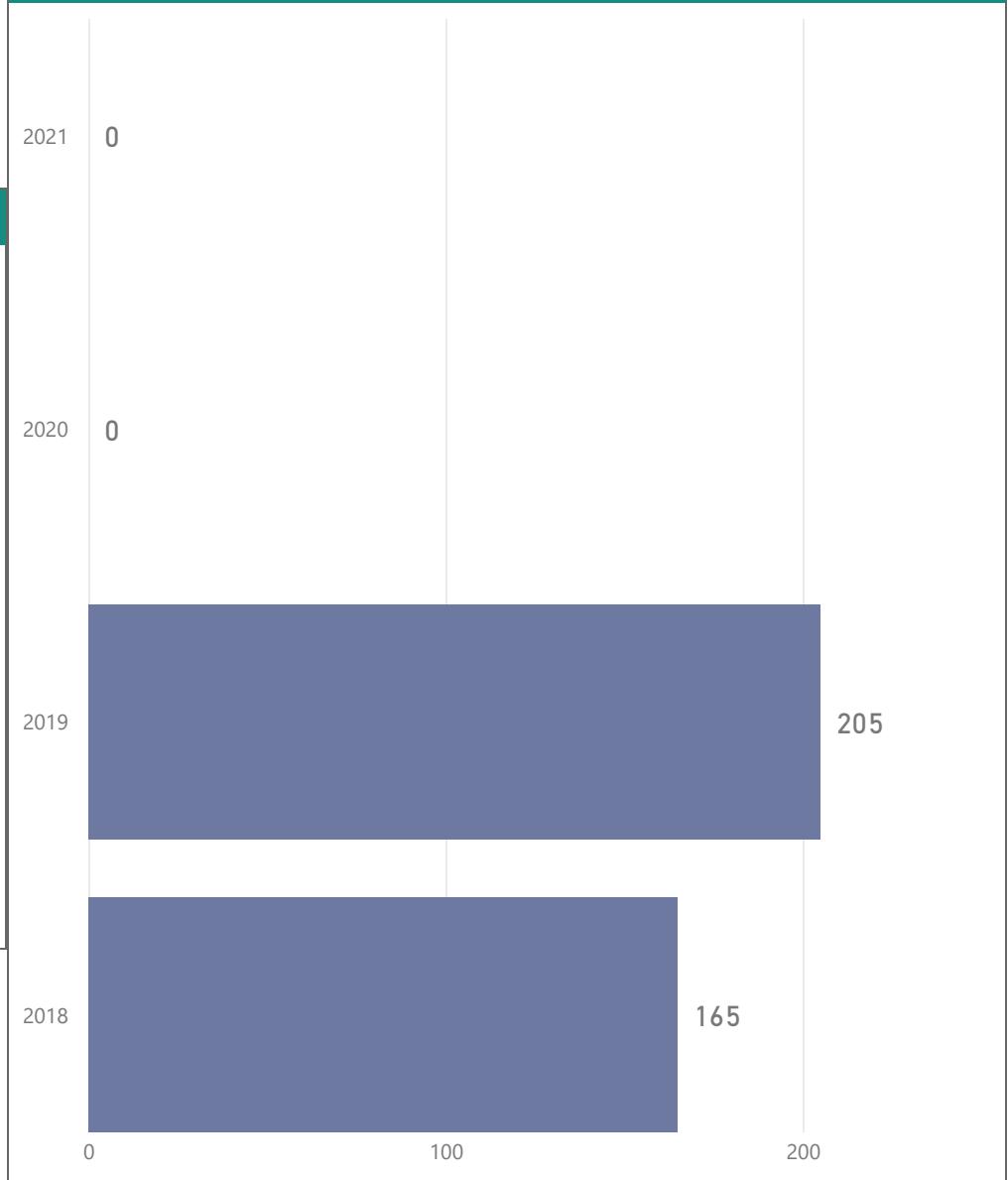


Vehicle Exports

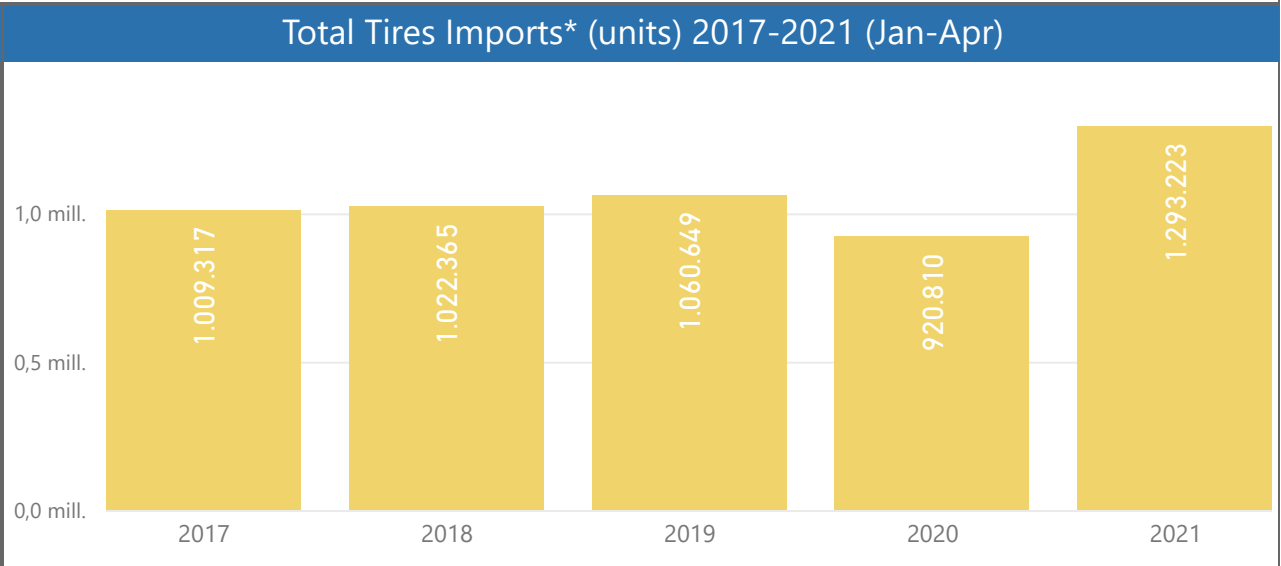
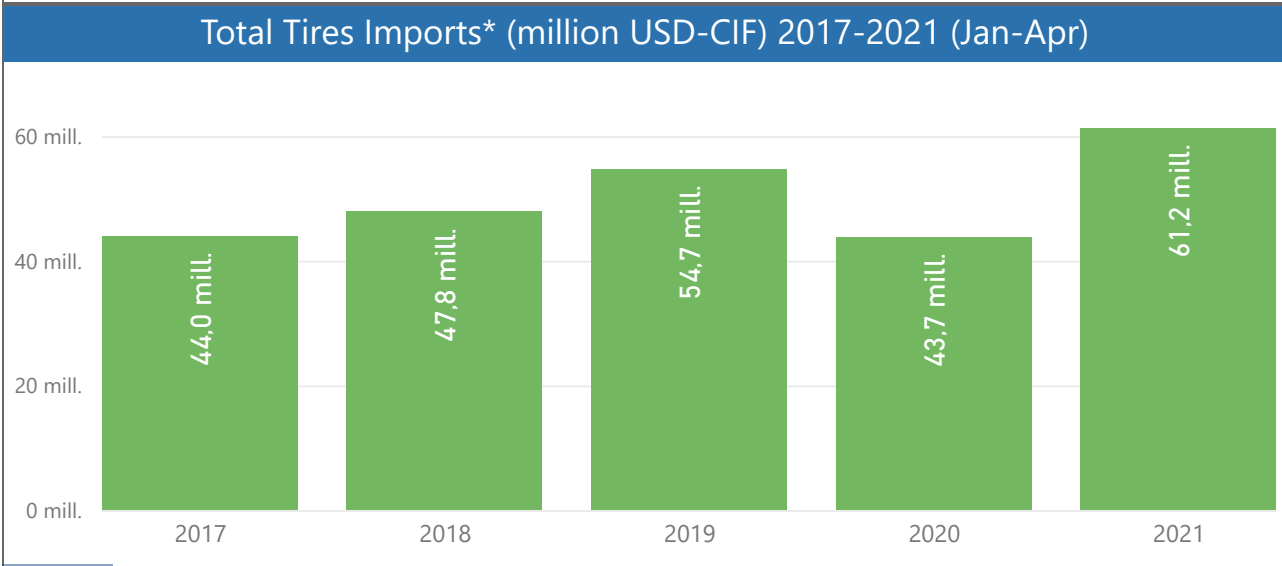
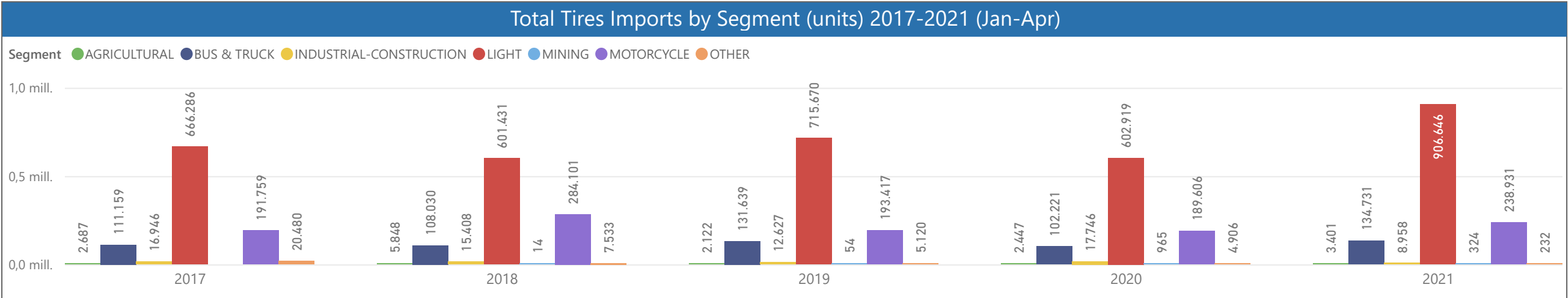
Monthly Vehicle Exports (units)



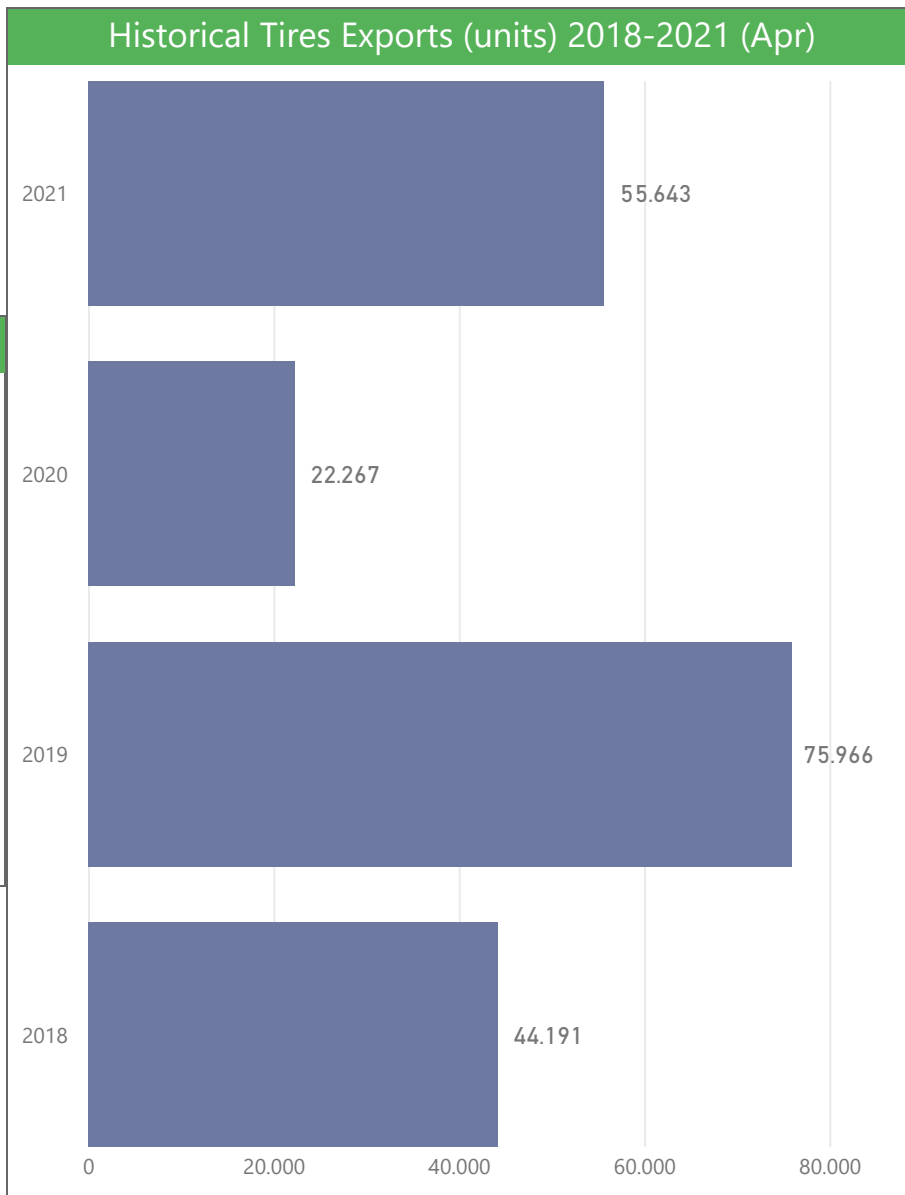
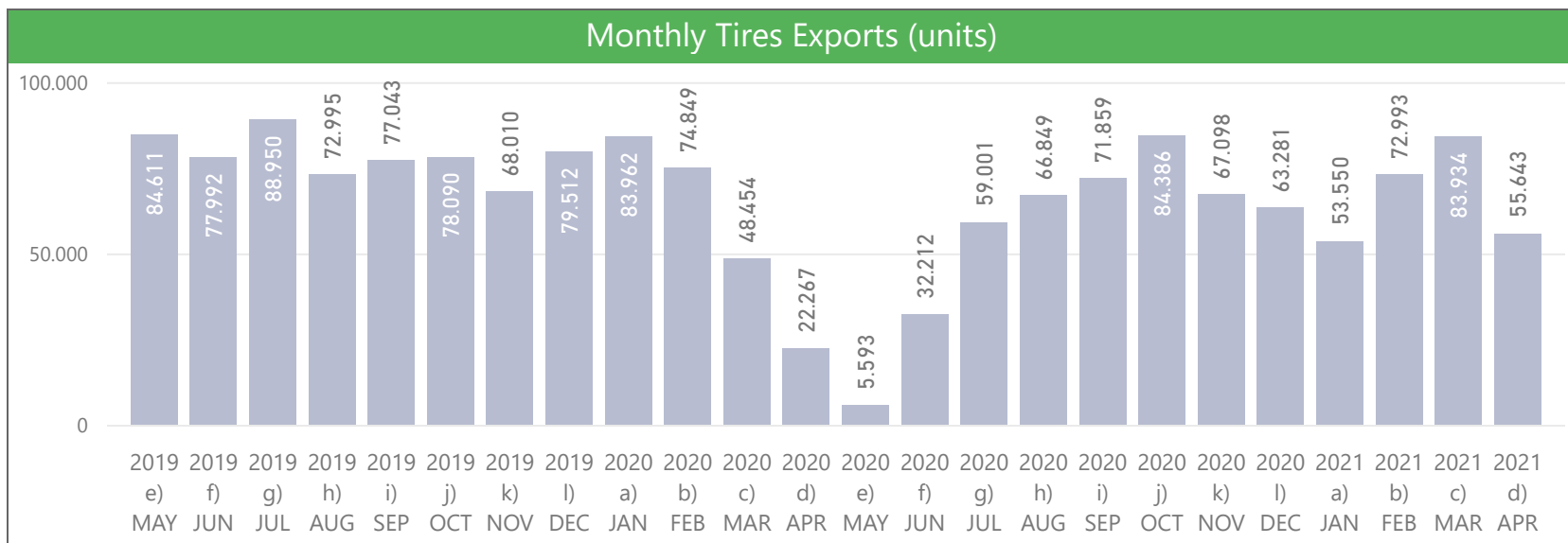
Historical Vehicle Exports (units) 2018-2021 (Apr)



Source: SENAE- Servicio Nacional de Aduana del Ecuador



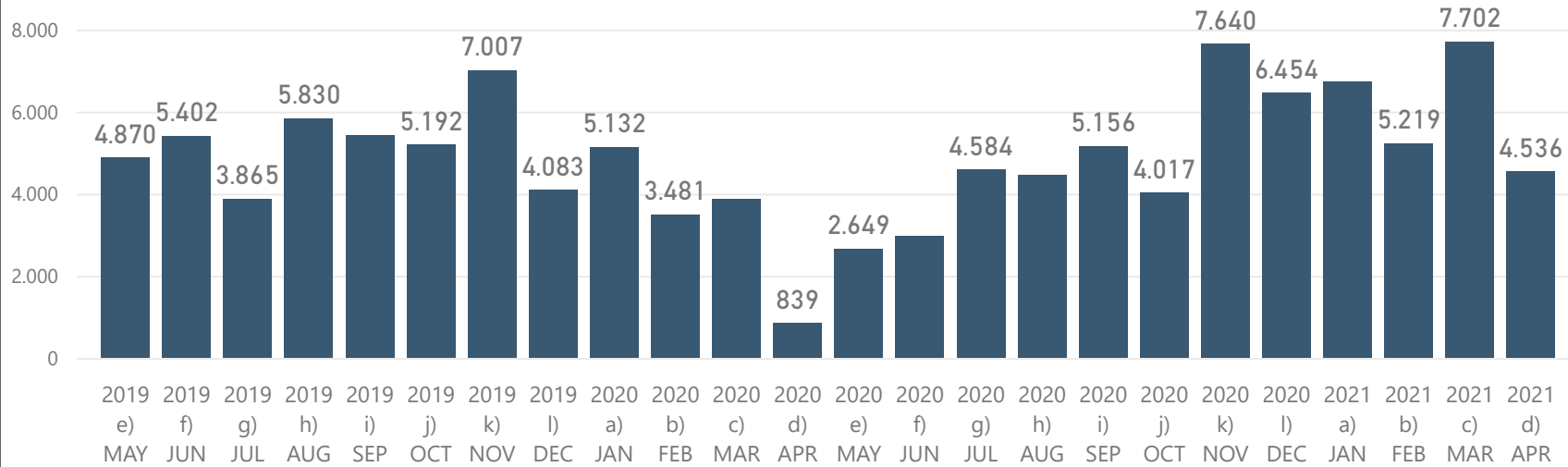
*Airplane and bicycle segments are excluded



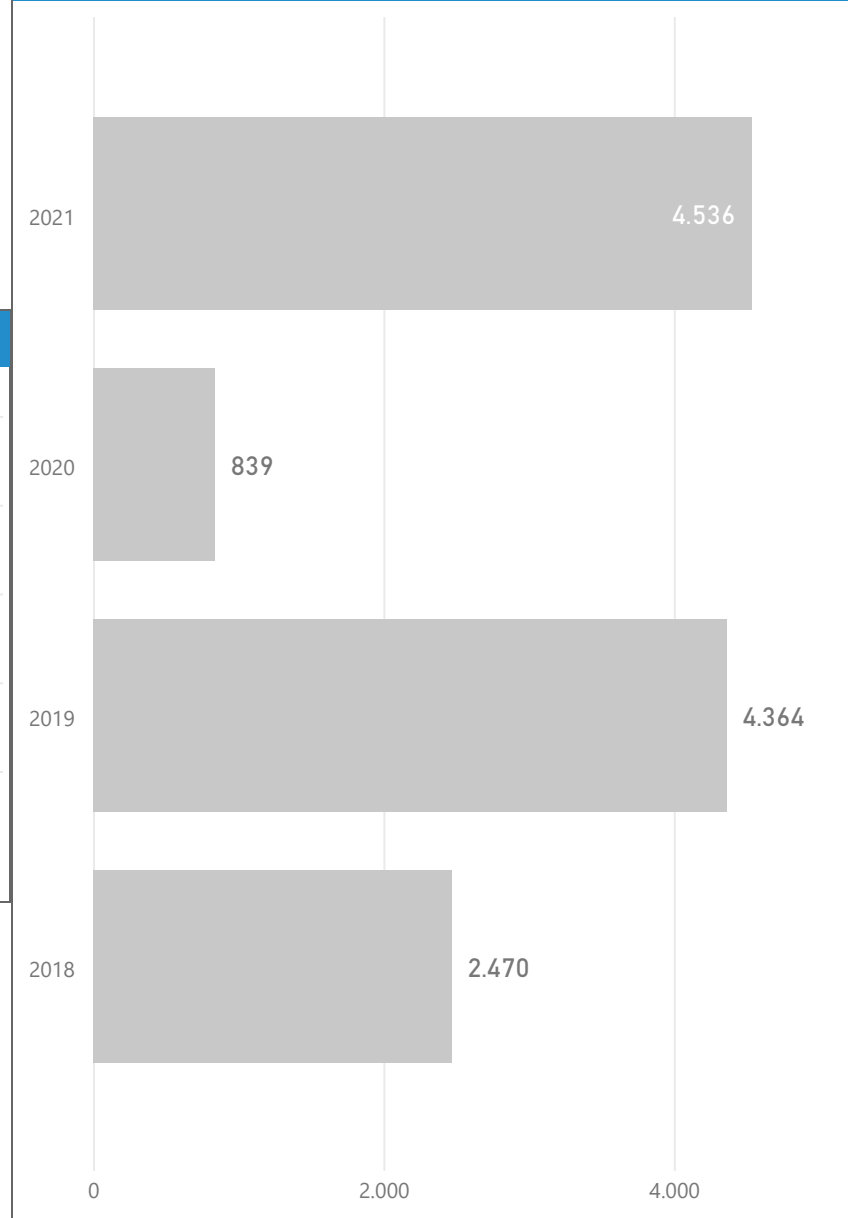
Source: SENAE- Servicio Nacional de Aduana del Ecuador



Monthly Motorcycle Imports (units)



Historical Motorcycle Imports (units) 2018-2021 (Apr)



Source: SENAE- Servicio Nacional de Aduana del Ecuador

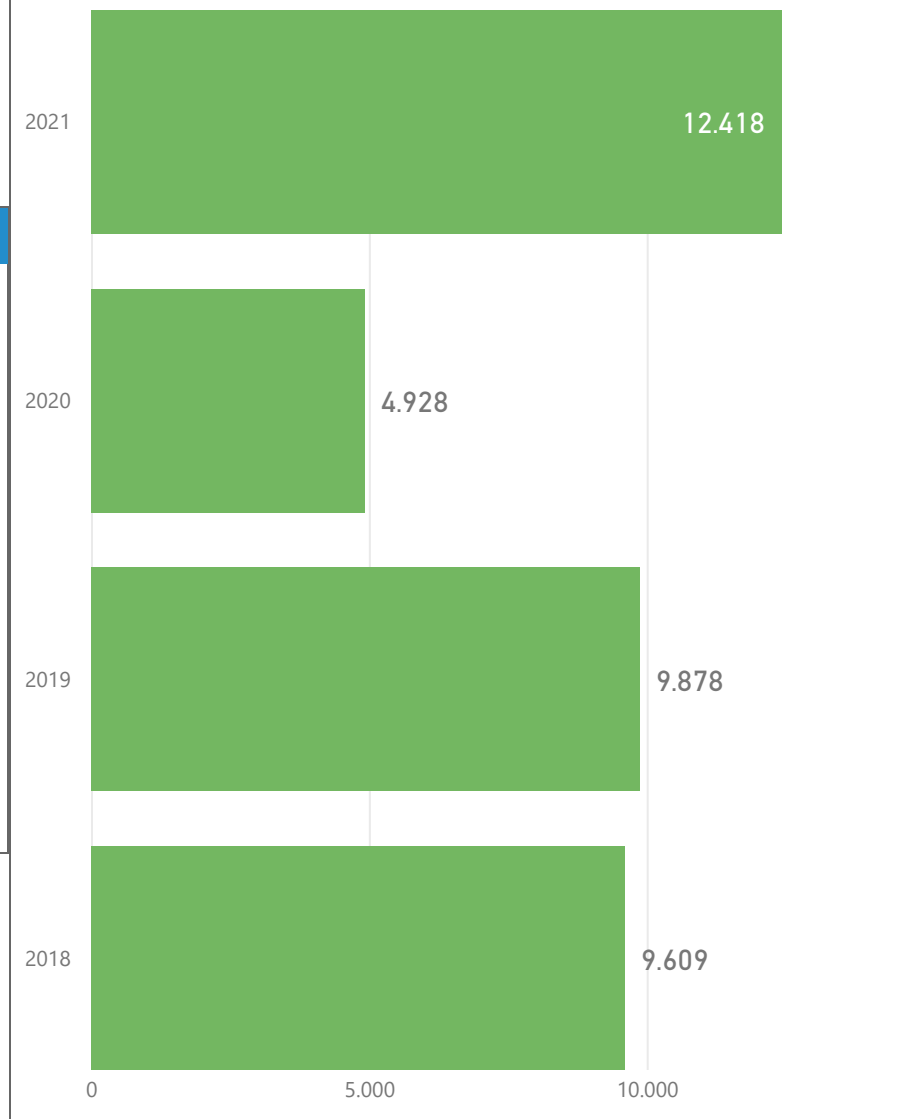


Monthly Motorcycle Sales (units)

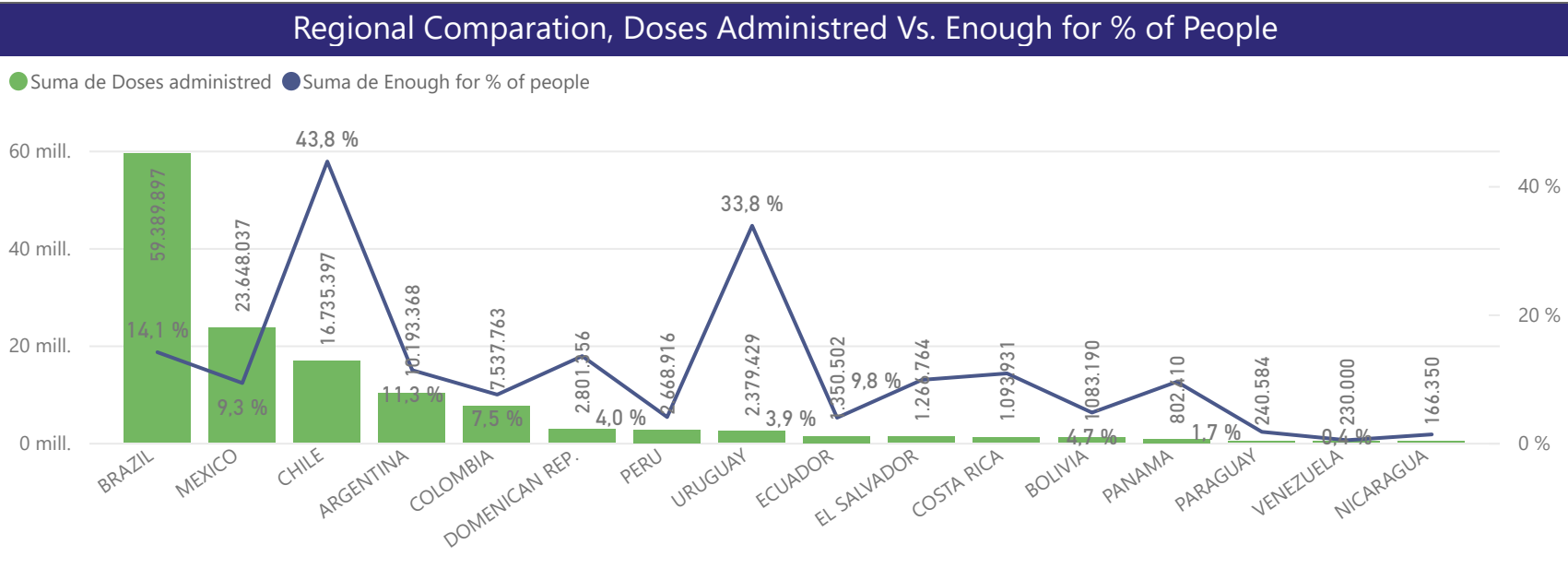


Note.: April 2021 is provisional data

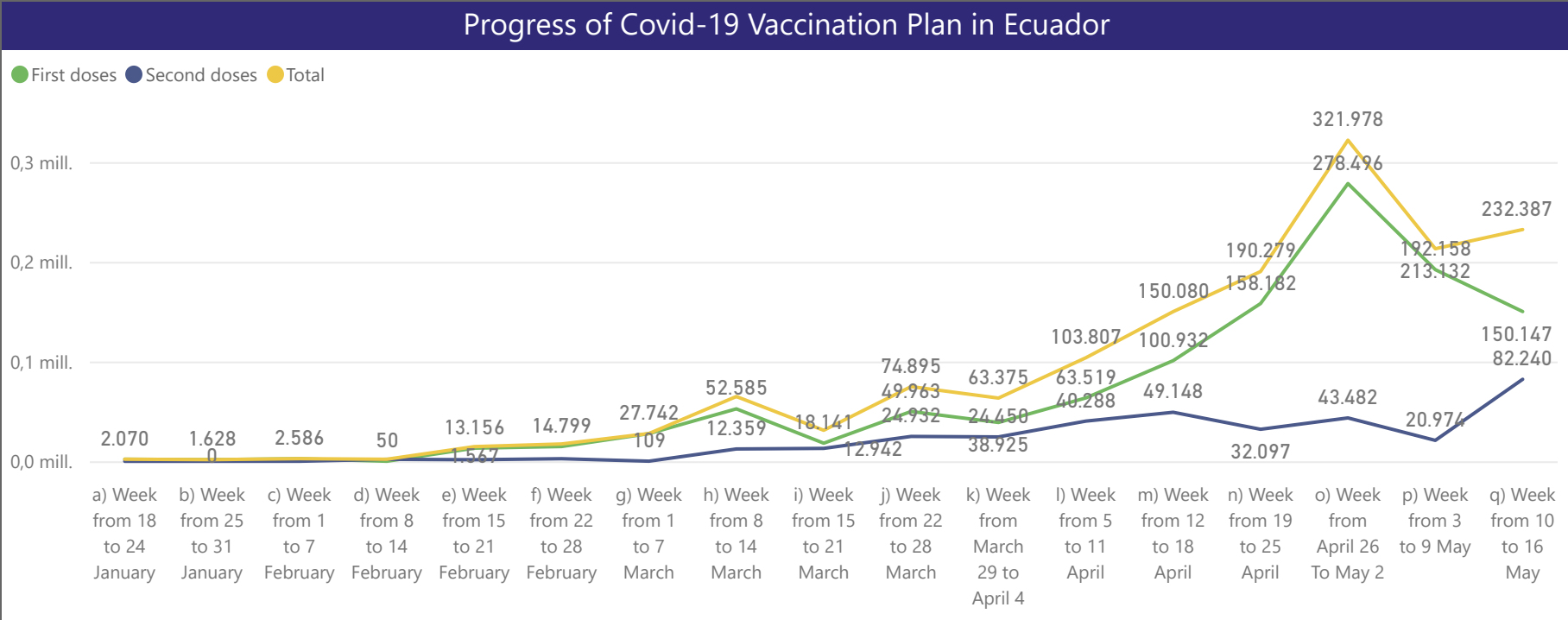
Historical Motorcycles Sales (units) 2018-2021 (Mar)



The vaccination process in Latin America has rebounded in the countries of southern South America, with important advances in Chile and Uruguay, which have provided doses for 43% and 33% of their population respectively.




In Ecuador, the vaccination process has accelerated since mid-April. In the last 5 weeks, 1,107,856 doses have been provided, representing 70% of the total vaccination.



GDP	Jan - Dec 2020	Jan - Dec 2019	Variation
Real GDP (USD millions of 2007)	66.308	71.909	-7,8 %
Nominal GDP (USD millions)	98.808	107.436	-8,0 %



Oil	April 2021	April 2020
WTI (average price)	62,35	29,89



Inflation	April 2021	April 2020
Accumulated	0,7 %	1,3 %
Monthly	0,4 %	1,0 %
Annual	-1,5 %	1,0 %



Foreing currency exchange	April 2021	April 2020
USD/COP	3.739,72	3.918,50
USD/BRL	5,42	5,42
USD/PEN	3,78	3,38
USD/EURO	0,83	0,92

FOREING TRADE	Jan-Mar 2021	Jan-Mar 2020
1) Exports (FOB USD millions)		
1.1) Non Oil Exports	3.800	3.815
1.2) Oil Exports	1.980	1.502
1.3) Total Exports	5.780	5.317
2) Imports (FOB USD millions)		
2.1) Non Oil Imports	4.071	3.801
2.2) Oil Imports	978	913
2.3) Total Imports	5.049	4.714
3) Trade Balance (FOB USD millions)		
3.1) Non Oil Trade Balance (USD FOB million)	-271	14
3.2) Oil Trade Balance (USD FOB million)	1.003	590
3.3) Total Trade Balance (USD FOB million)	731	604

Labor Market	March 21	February 21
1) Working-age population	12.614.644	12.602.342
2) Economically active population	8.149.945	8.249.661
2.1) Employed population	7.705.133	7.778.108
2.2) Appropriate employment	2.771.131	2.739.526
2.3) Underemployment	1.847.982	1.916.935
2.4) Unpaid employment	922.550	883.068
2.5) Other non-full employment	2.087.961	2.134.418
2.6) Unclassified employment	75.510	104.161
3) Unemployment	444.812	471.553
4) Economically inactive population	4.466.699	4.352.682

Number of vehicles

Light **2'333.899**

1.135.501



Automobile

572.374

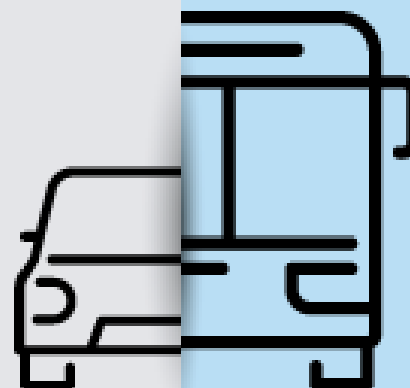


SUV

626.025



Pickup



Commercial **344.351**

245.028



Truck

38.785



Bus

60.538



Van

*The information corresponds to all kind of trucks including those with load capacity below 3.5 tons which are not considered heavy load trucks.

Vehicle fleet age

Average age: 15,8 years

0	1 - 5	6 - 10	11 - 15	16 - 20	21 - 25	26 - 30	31 - 35	+36
85.818	515.699	622.118	461.829	224.704	186.781	197.030	68.176	316.095
3%	19%	23%	17%	8%	7%	7%	3%	12%

TOTAL: 2'678.250

Geographic location



PICHINCHA	912.843
GUAYAS	686.090
AZUAY	188.003
TUNGURAHUA	157.728
MANABI	123.545
IMBABURA	80.587
EL ORO	71.516
CHIMBORAZO	70.087
LOJA	62.075
LOS RIOS	57.680
COTACACHI	57.216
SANTO DOMINGO	51.837
CAÑAR	36.543
ESMERALDAS	28.289
CARCHI	22.137
BOLIVAR	14.166
ORELLANA	9.759
SUCUMBIOS	9.100
PASTAZA	8.304
MORONA SANTIAGO	5.105
NAPO	4.941
SANTA ELENA	5.102
ZAMORA CHINCHIPE	3.992
GALAPAGOS	652

NEW

FINAN
plus 

Financial Business Intelligence Software

LANTA
plus 

MOTO
plus 

COMBUS
plus 

IMPOR
plus 

AUTO
plus 

Get your plan now!

 (02) 226 9052 / 226 9056 / 226 4925 / 226 4927

 098 409 6898

 mcorella@aeade.net / ncarrillo@aeade.net



ASOCIACIÓN DE EMPRESAS
AUTOMOTRICES DEL ECUADOR

www.aeade.net



Aeade.Ec



@AeadeEc



Aeade



@aeade_ec



AeadeEcuador



Aeade Ec