



AUTOMOTIVE SECTOR

in figures

This publication is
exclusively for
AEADE affiliates

Agosto 2023 - No.85

Published on September 28 2023

Núñez De Vela E 3-13 y Atahualpa
Torre del Puente Building, 10th floor

Phone: 02 226 9052 / 226 9056

226 4925 / 226 4927

Quito - Ecuador

AUTOMOTIVE SECTOR

in figures

- 1 Automotive Sector in Ecuador
- 2 Main Indicators
- 3 Vehicles Sales
- 5 Assembled Vehicle Sales
- 6 Sales by Electrification Technology
- 7 Vehicles Imports
- 8 Heavy Machinery Imports
- 9 Vehicle Exports

- 10 Tires Imports
- 11 Tires Exports
- 12 Motorcycles Imports
- 13 Motorcycles Sales
- 14 Short-Term Indicators
- 15 Macroeconomic Indicators
- 16 Ecuadorian Vehicle Fleet






Vehicle manufacturing



Employment 2022







Vehicle and motorcycle sale, maintenance and repair

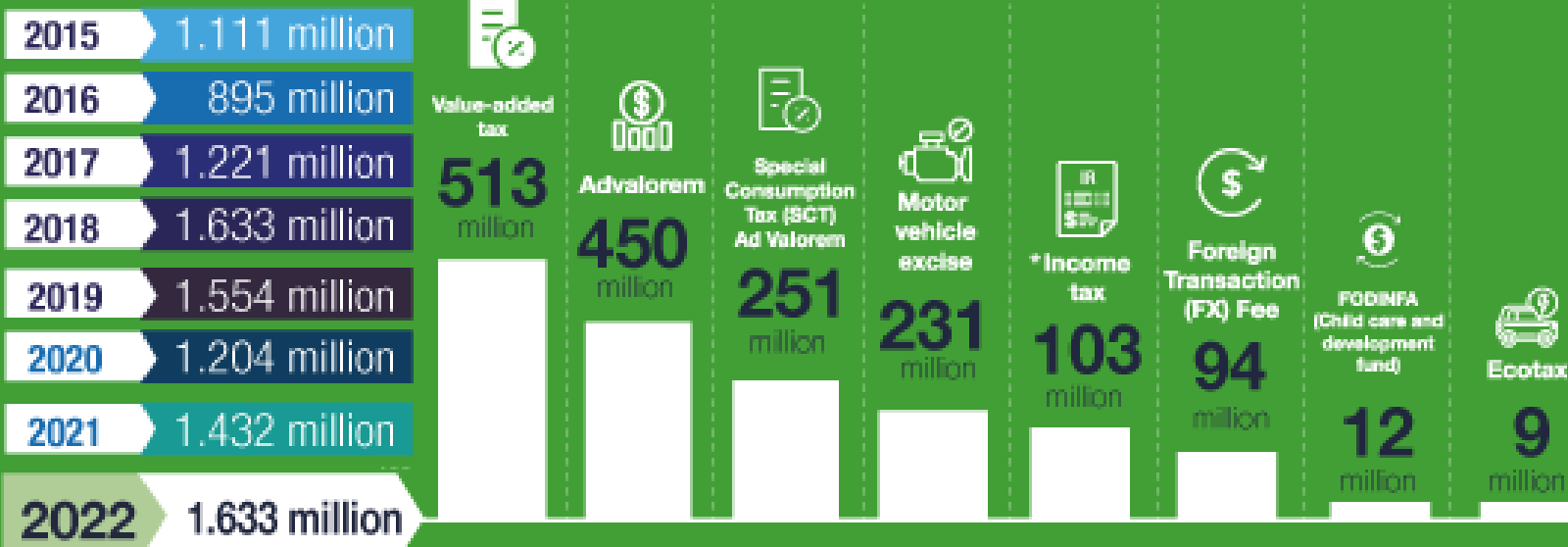
Activities	# workers
 Manufacture of bodies for motor vehicles	1.674
 Manufacture of parts and accessories for motor vehicles	1.395
 Manufacturing of auto parts	279
Subtotal	3.348

Total Employment 2022: 106.602

Source: Encuesta Nacional de Empleo, Desempleo y Subempleo. (ENEMDU), 2022

Activities	# workers
 Maintenance and repair of vehicles	60.836
 Sale of motor vehicles	17.023
 Sale of motor vehicles parts and accesories	15.907
 Sale, maintenance and repair of motorcycles	9.488
Subtotal	103.254

Taxes (Importing and Assemblers Companies)



Macroeconomic Indicators

Total trade balance	(July 2023)	221 USD millions FOB
Average oil price WTI	(July 2023)	75.85 USD
Annual inflation	(August 2023)	2.6%
Annual GDP variation	(Jan-Dec 2022/2021)	2.9%

Source: Banco Central del Ecuador (BCE), 2023

Credit



Consumption:

Jan - Aug 2023
USD 3.993 millions

Source: Superintendencia de Bancos, 2023

Light vehicles* and commercial vehicles** market



Imports (CBU):
Jan - Aug 2023
82.494
units



Assembled vehicles sales:
Jan - Aug 2023
13.603
units



Exports:
Jan - Aug 2023
0
units



Total sales:
Jan - Aug 2023
92.145
units

*Light vehicles: automobiles, pickups, SUV **Commercial vehicles: VAN, trucks, buses

Source: Servicio Nacional de Aduanas del Ecuador (Senae), 2022
Asociación de Empresas Automotrices del Ecuador (Aeade), 2022

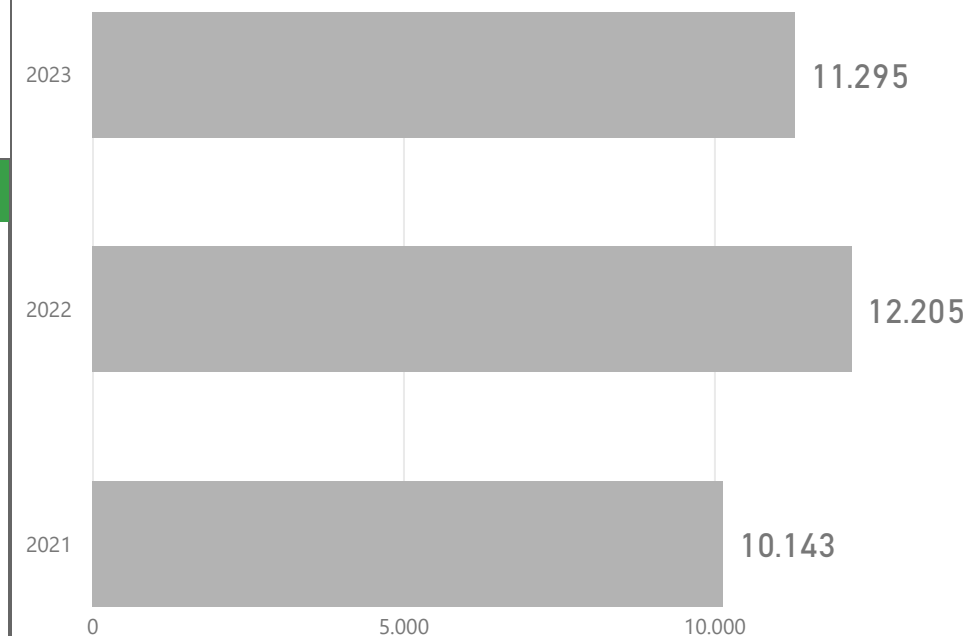


Vehicles Sales

Vehicle Sales by Segments

Segments	August 23	August 22	Jan-Aug 23	Jan-Aug 22	Var Aug/Jul 23	Var Aug 23/22	Var Jan-Aug 23/22
SUV	5.415	5.401	41.801	39.647	10,5 %	0,3 %	5,4 %
AUTOMOBILE	2.553	2.945	22.869	21.611	0,0 %	-13,3 %	5,8 %
PICKUP	2.030	2.432	16.631	15.592	3,8 %	-16,5 %	6,7 %
TRUCK	800	968	6.706	6.941	-3,8 %	-17,4 %	-3,4 %
VAN	427	386	3.478	2.794	-2,5 %	10,6 %	24,5 %
BUS	70	73	660	414	-21,3 %	-4,1 %	59,4 %
Total	11.295	12.205	92.145	86.999	4,9 %	-7,5 %	5,9 %

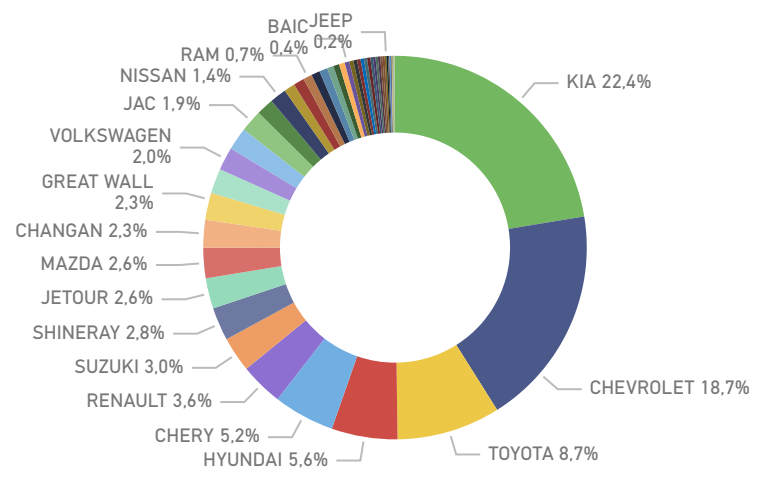
Historical Vehicle Sales (units) 2021-2023 (August)



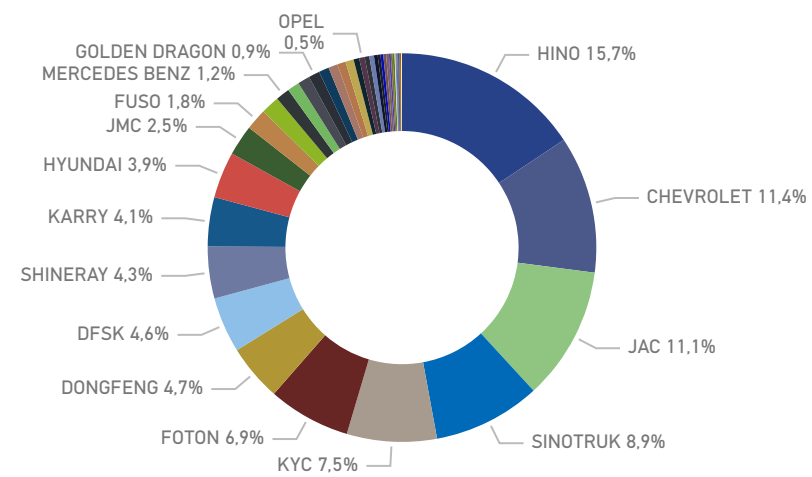
Monthly Vehicle Sales (units)



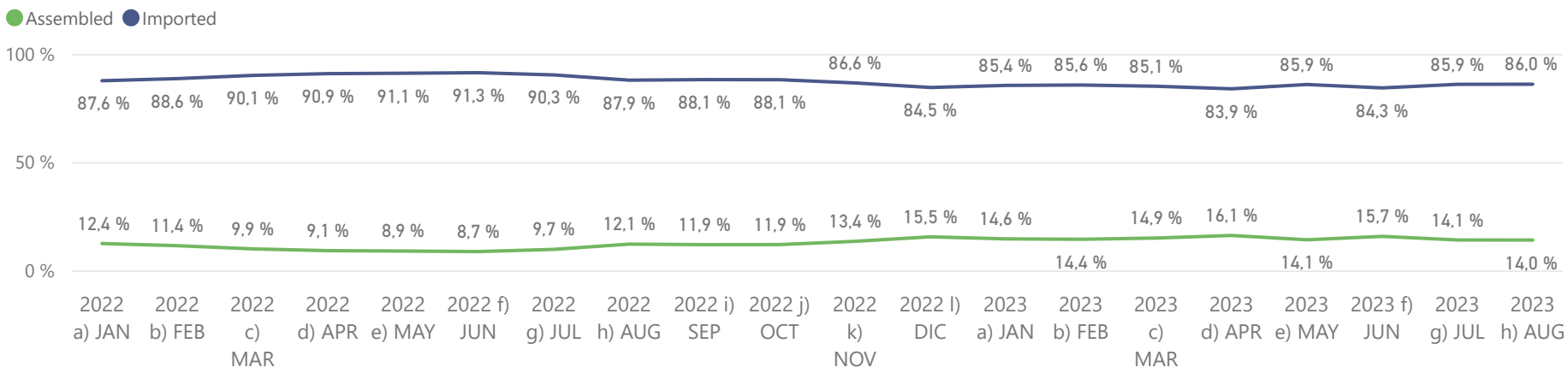
Markets Share by Brand Light Vehicles* 2023 (August)



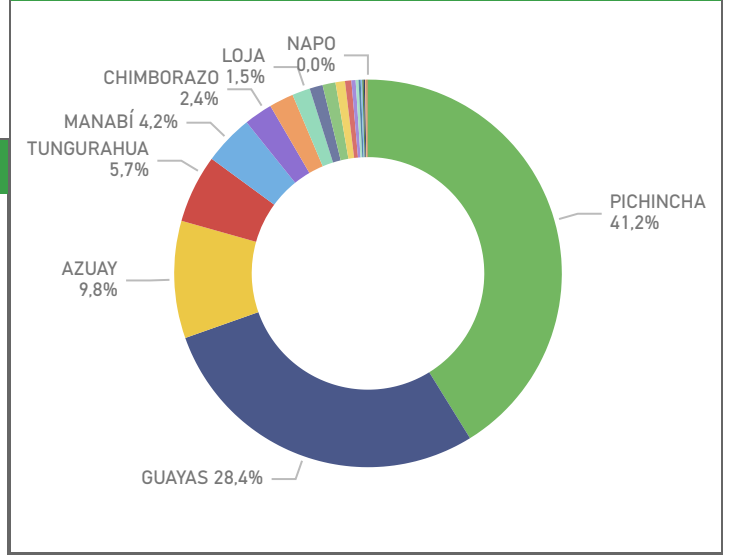
Market Share by Brand Commercial Vehicles** 2023 (August)



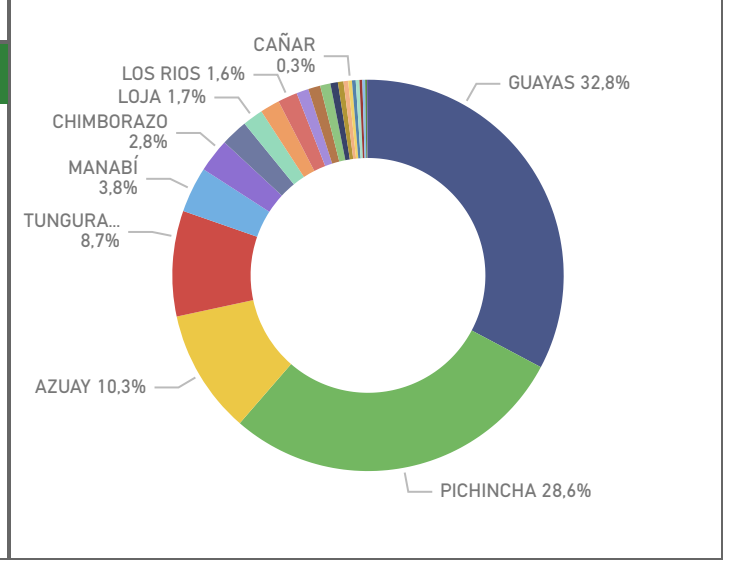
Market Share: Imported vs. Assembled (% Share)



Market Share by Province (units) Light Vehicles* 2023 (August)



Market Share by Province (units) Commercial Vehicles** 2023 (August)

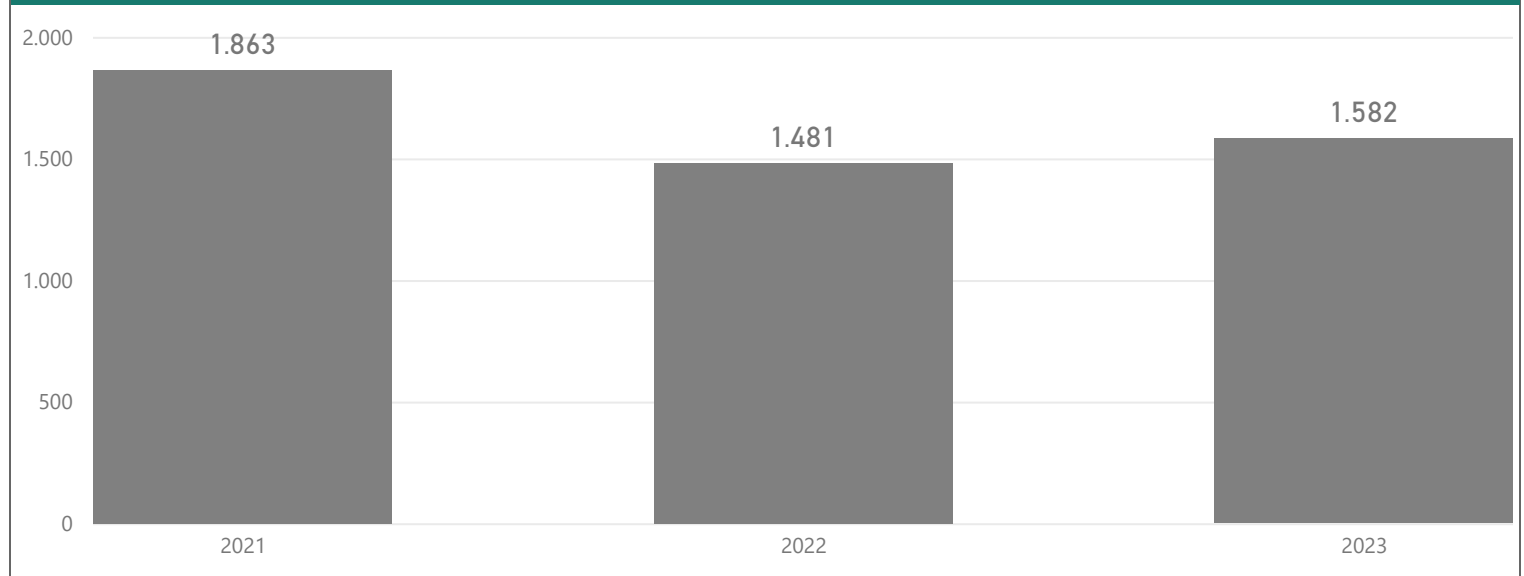


*Light vehicles Automobile, SUV, Pick up
**Commercial vehicles: Bus, Truck, VAN



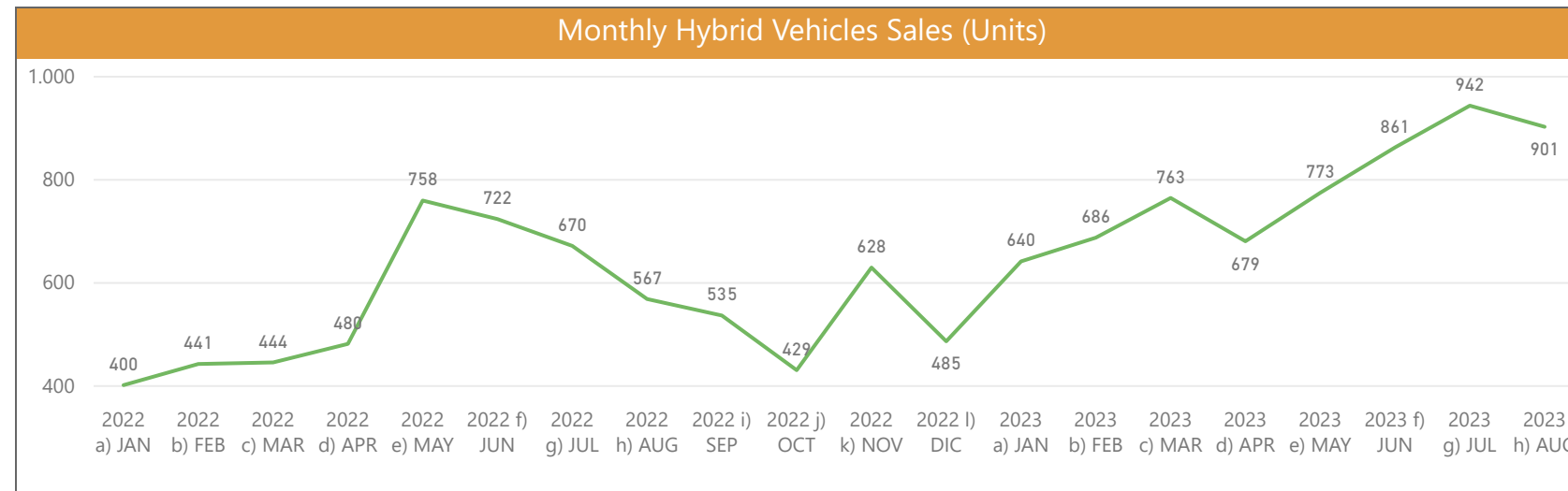
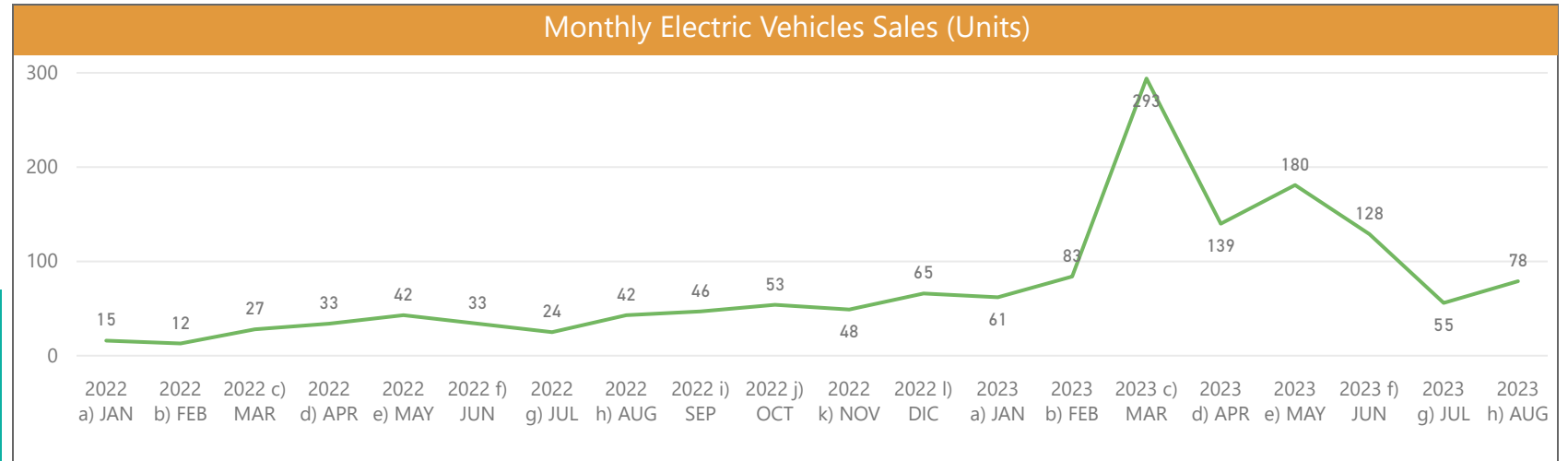
Assembled Vehicle Sales

Historical Sales of Assembled Vehicles (units) 2021-2023 (August)



Monthly Sales of Assembled Vehicles in Ecuador (units)

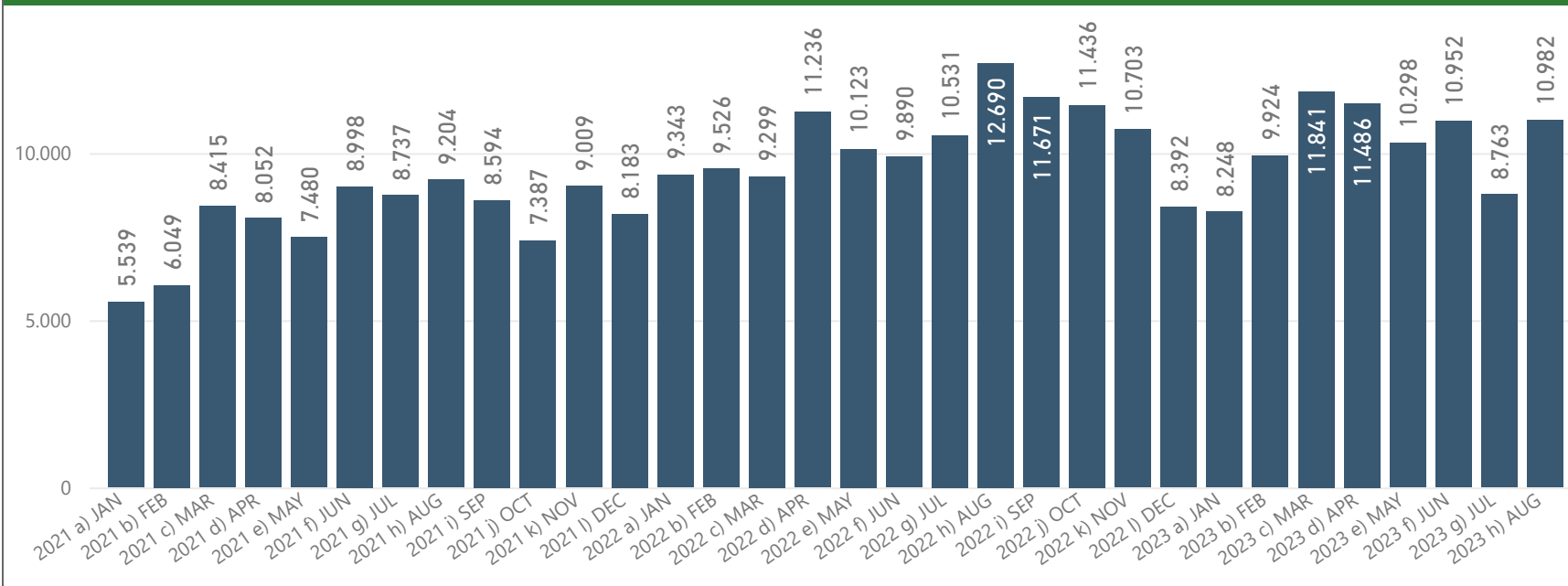




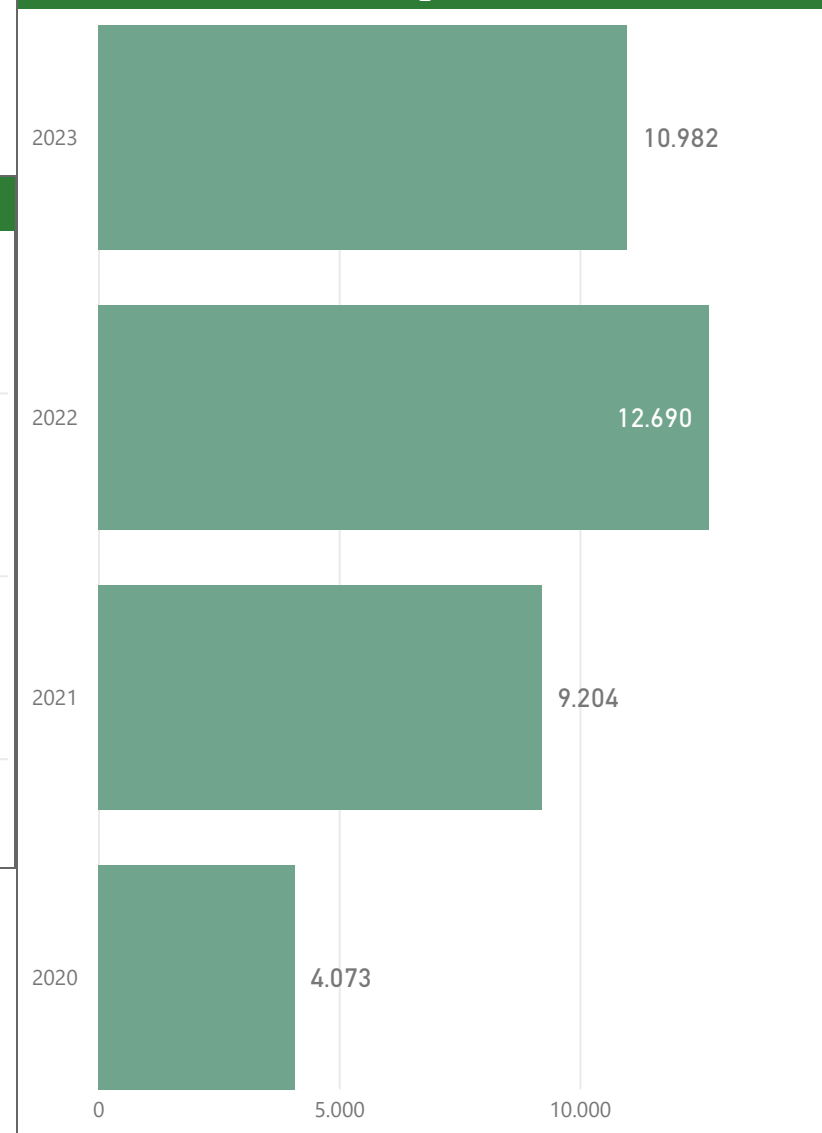


Vehicle Imports

Monthly Vehicle Imports (units)



Historical Vehicle Imports (units) 2020-2023 (August)

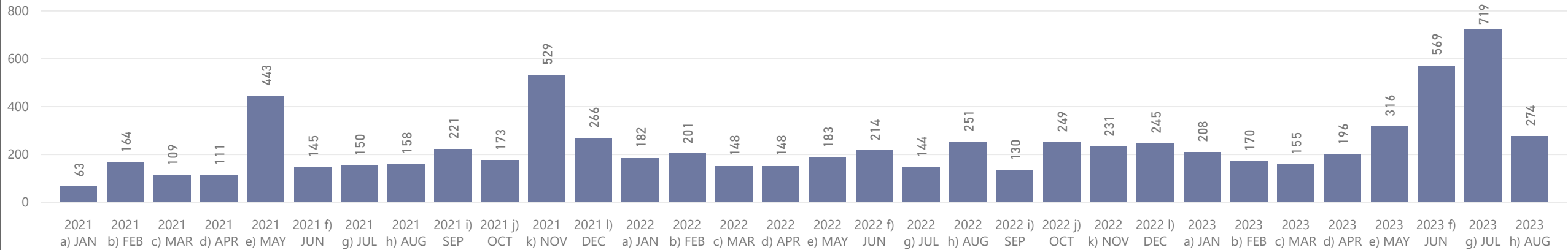


Source: SENAE- Servicio Nacional de Aduana del Ecuador

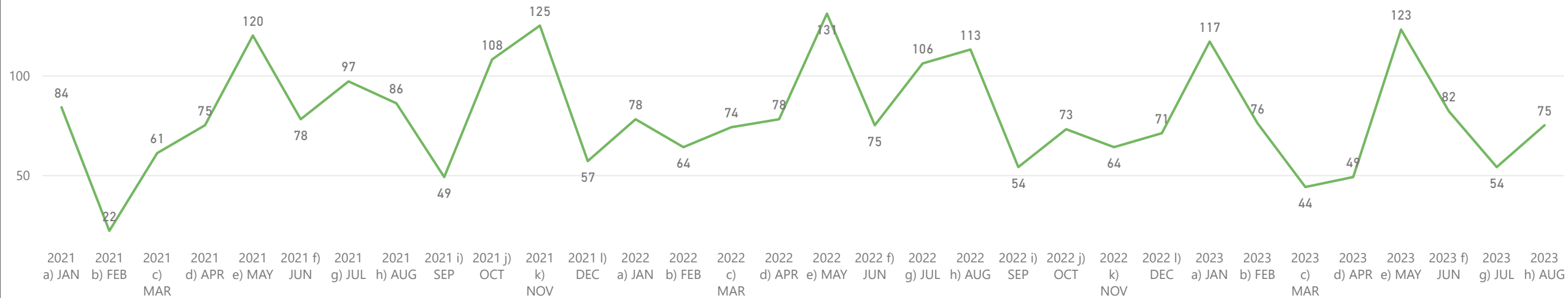


Heavy machinery imports

Monthly Machinery Imports (units)



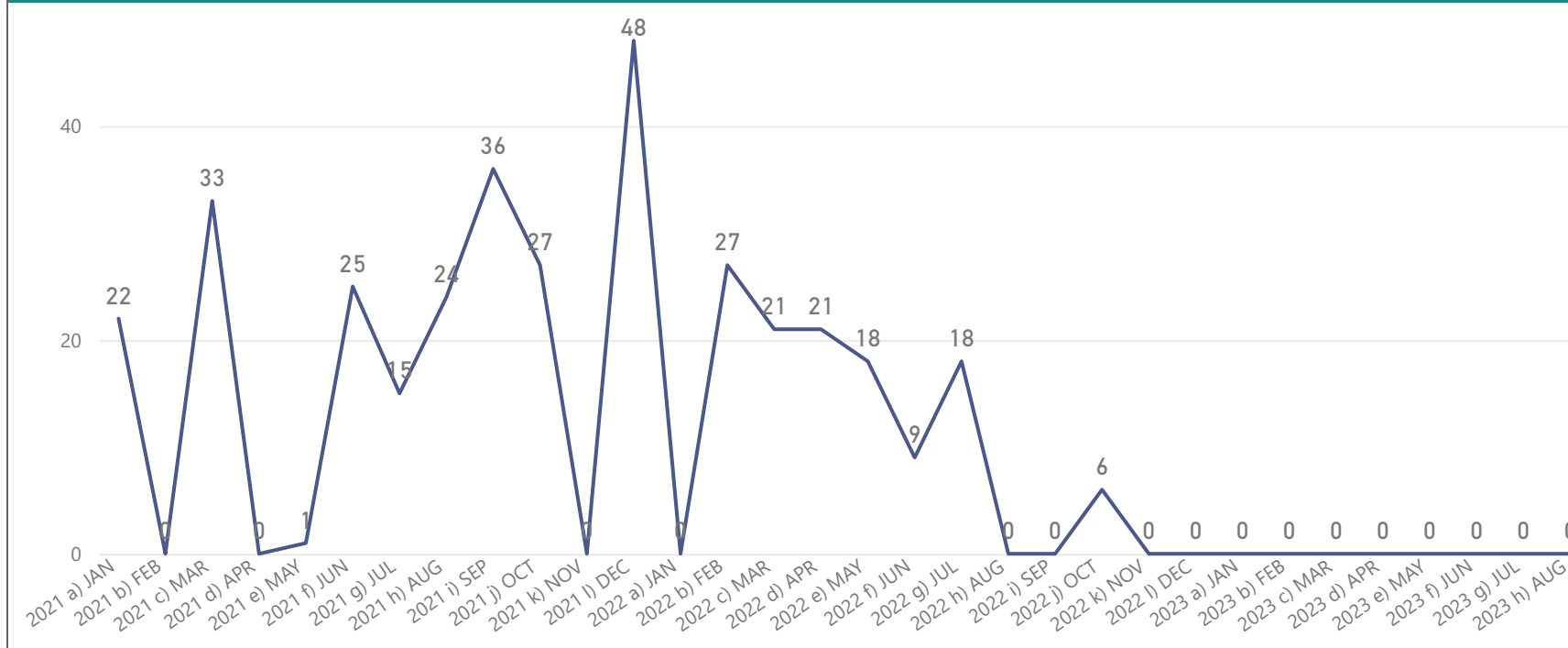
Monthly Tractor Imports (units)



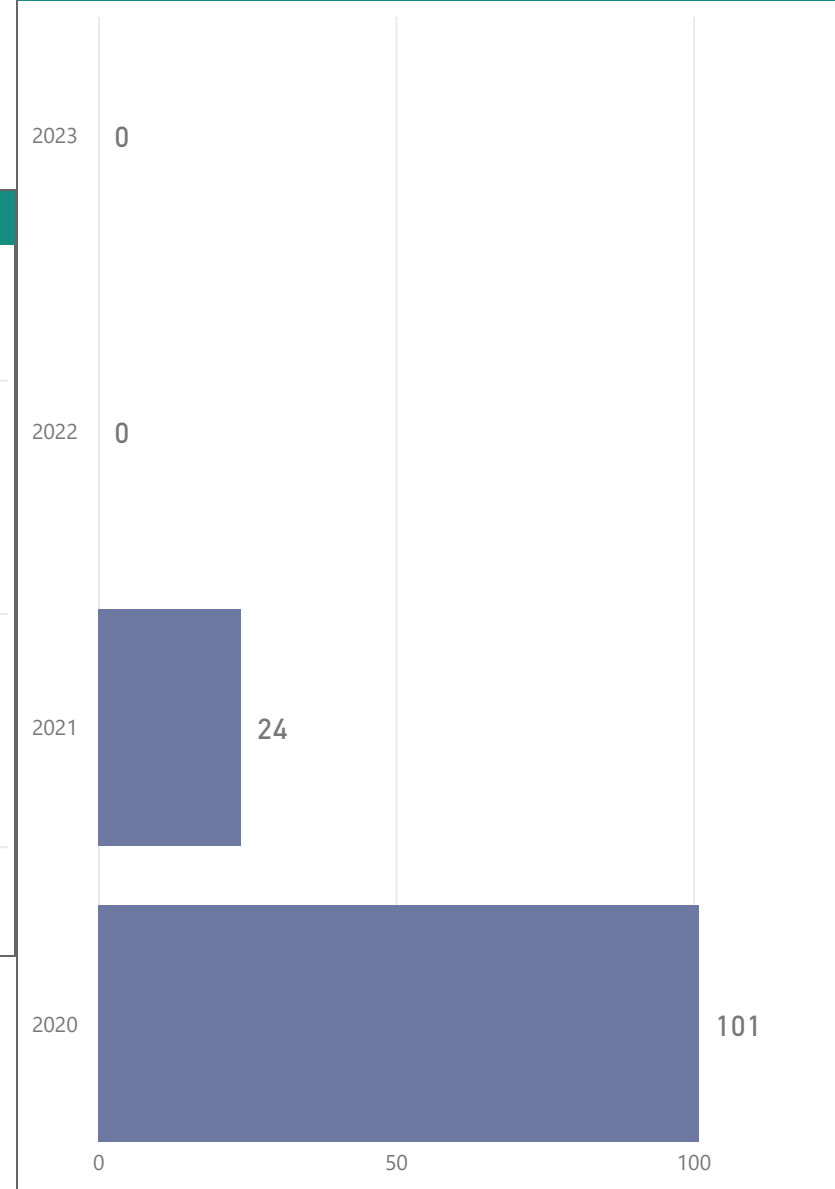


Vehicle Exports

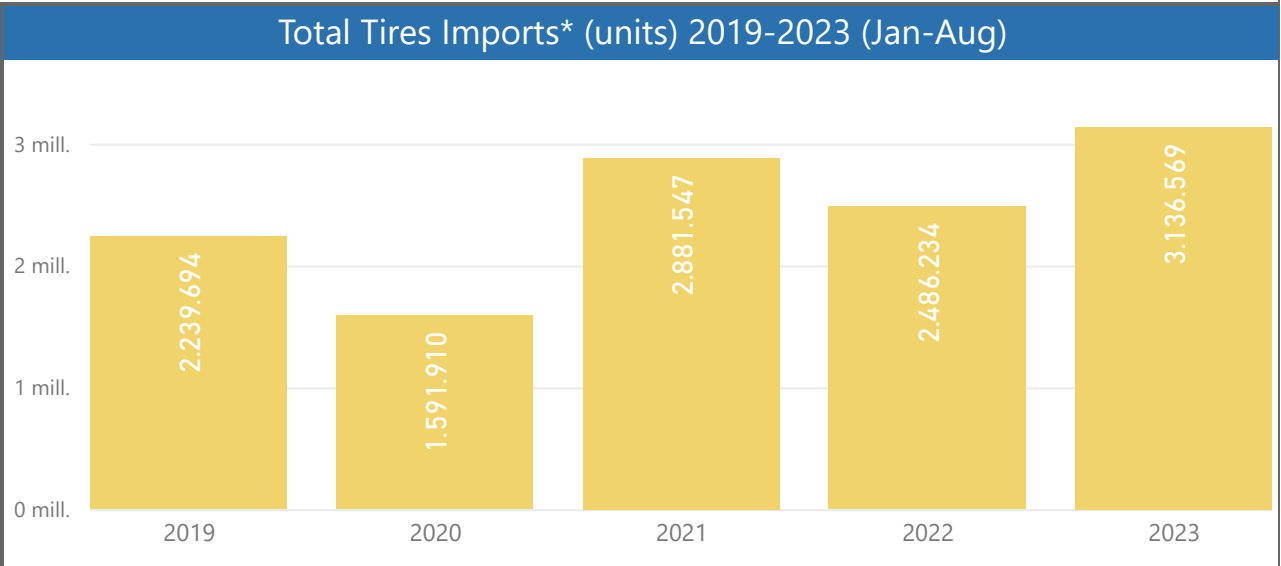
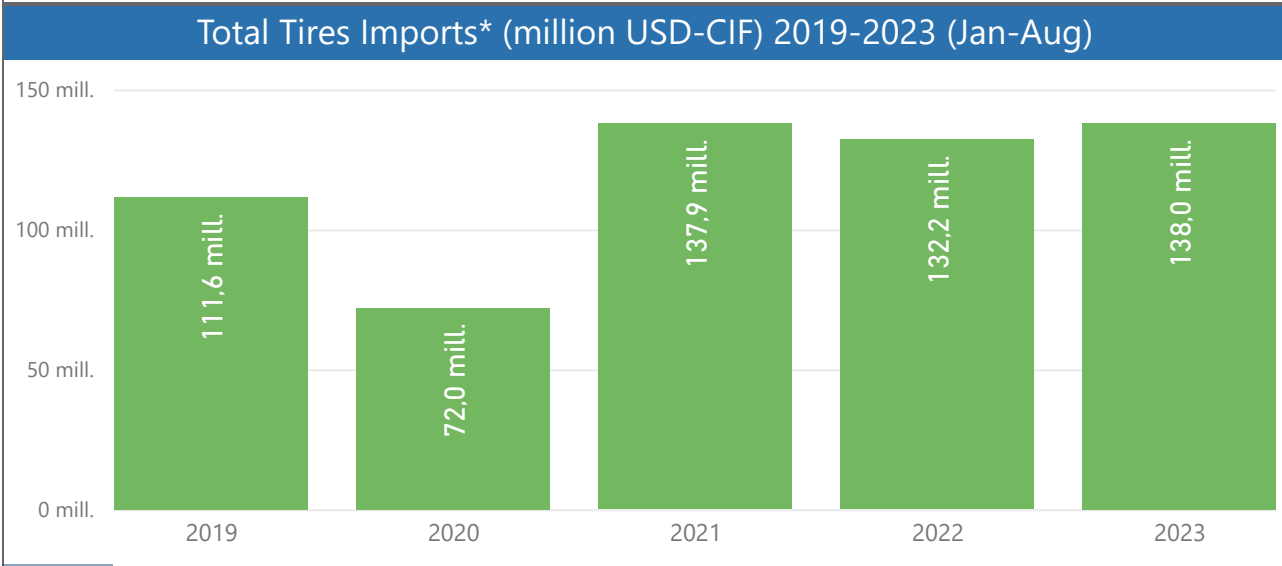
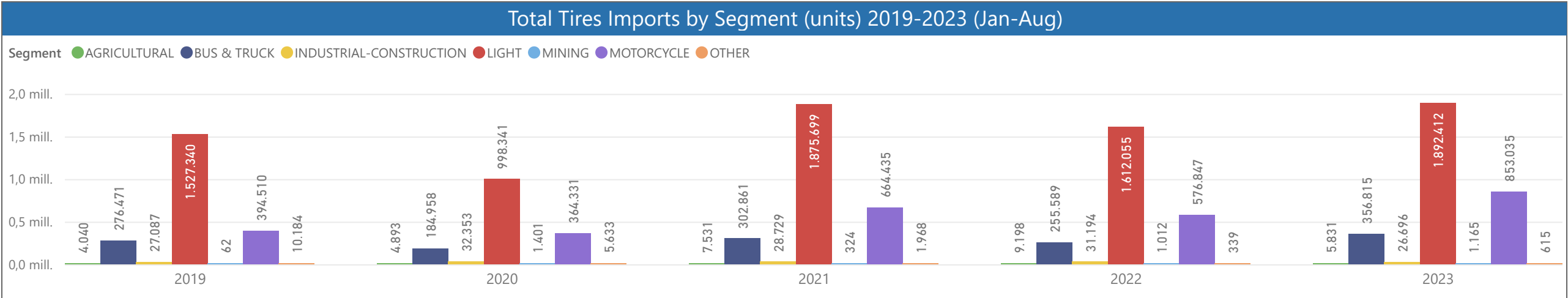
Monthly Vehicle Exports (units)



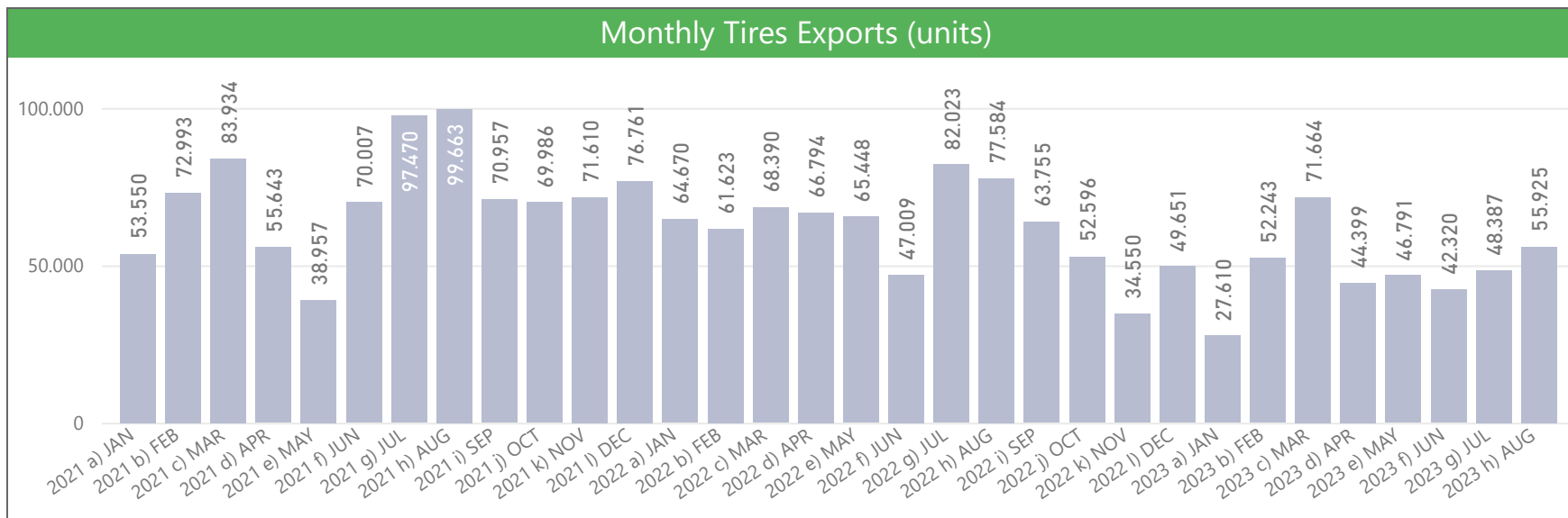
Historical Vehicle Exports (units) 2020-2023 (August)



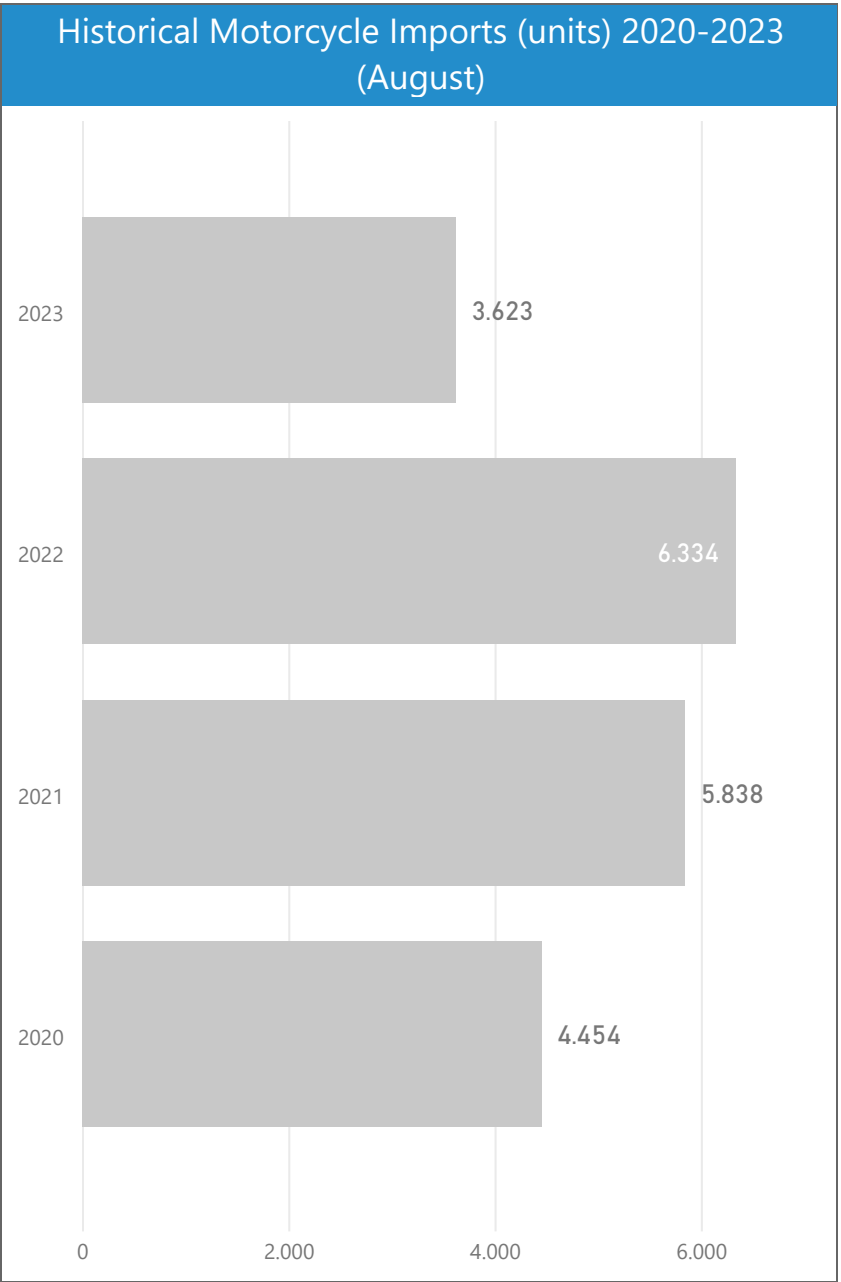
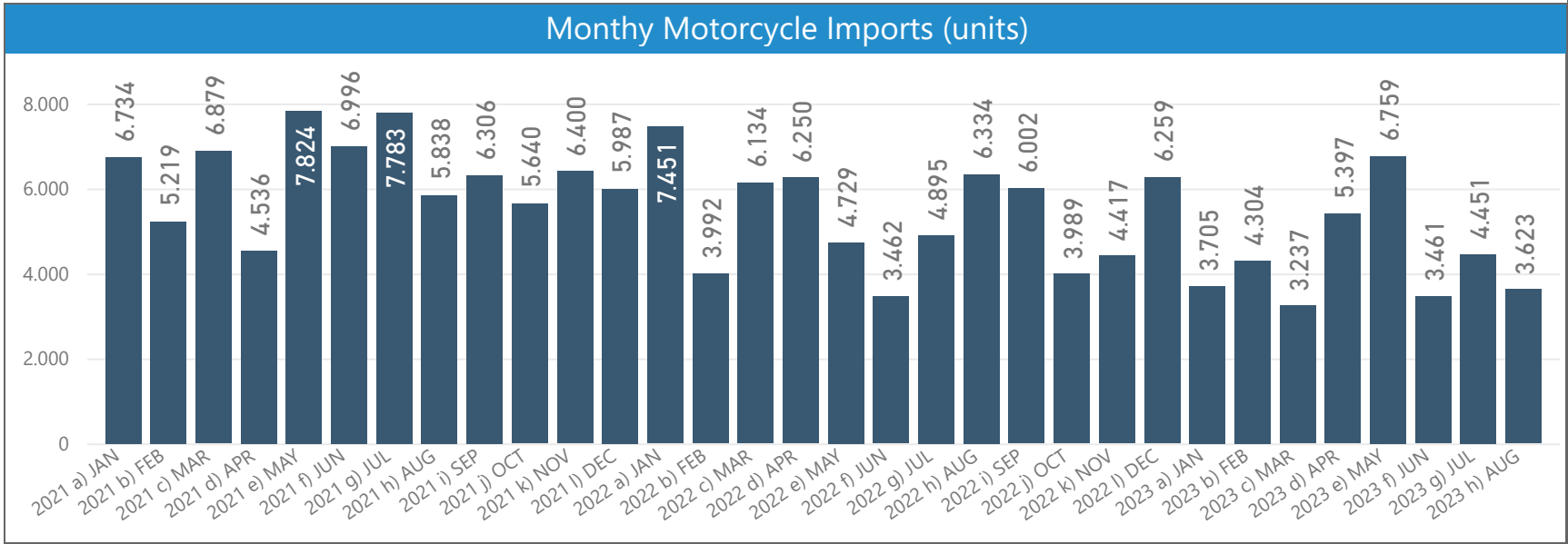
Source: SENAE- Servicio Nacional de Aduana del Ecuador



*Airplane and bicycle segments are excluded



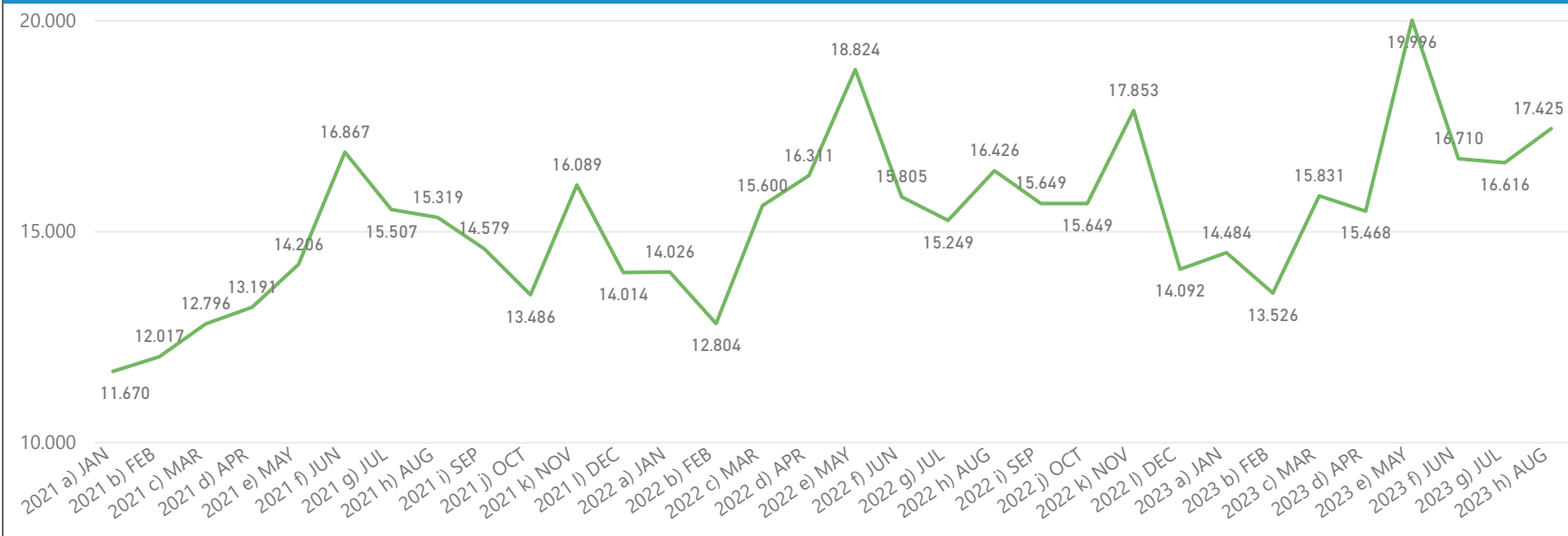
Source: SENAE- Servicio Nacional de Aduana del Ecuador



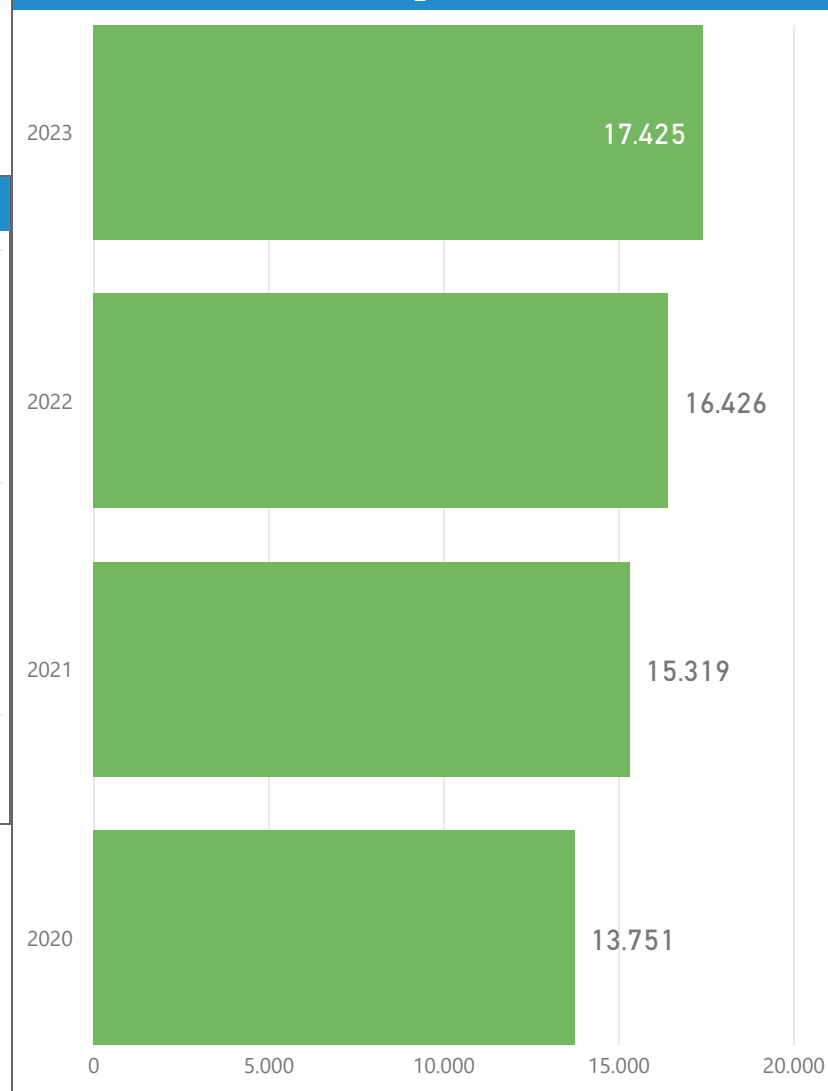
Source: SENAE- Servicio Nacional de Aduana del Ecuador



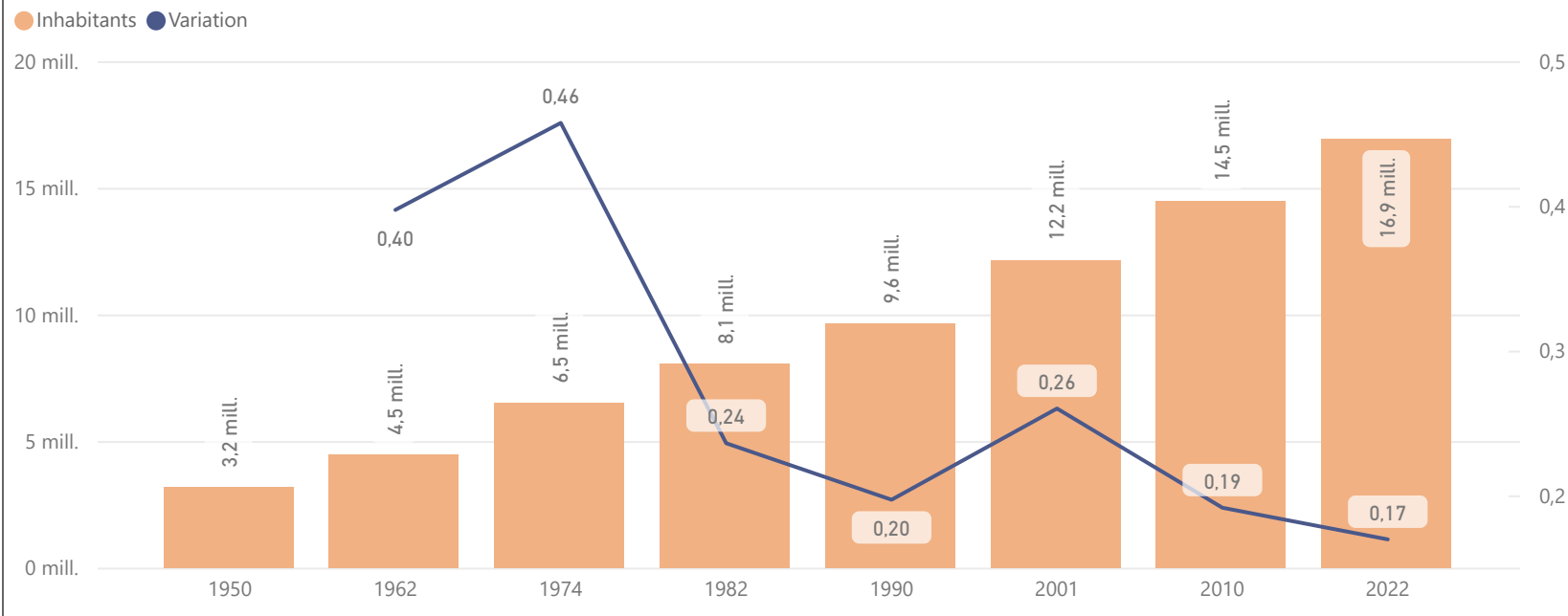
Monthly Motorcycle Sales (units)



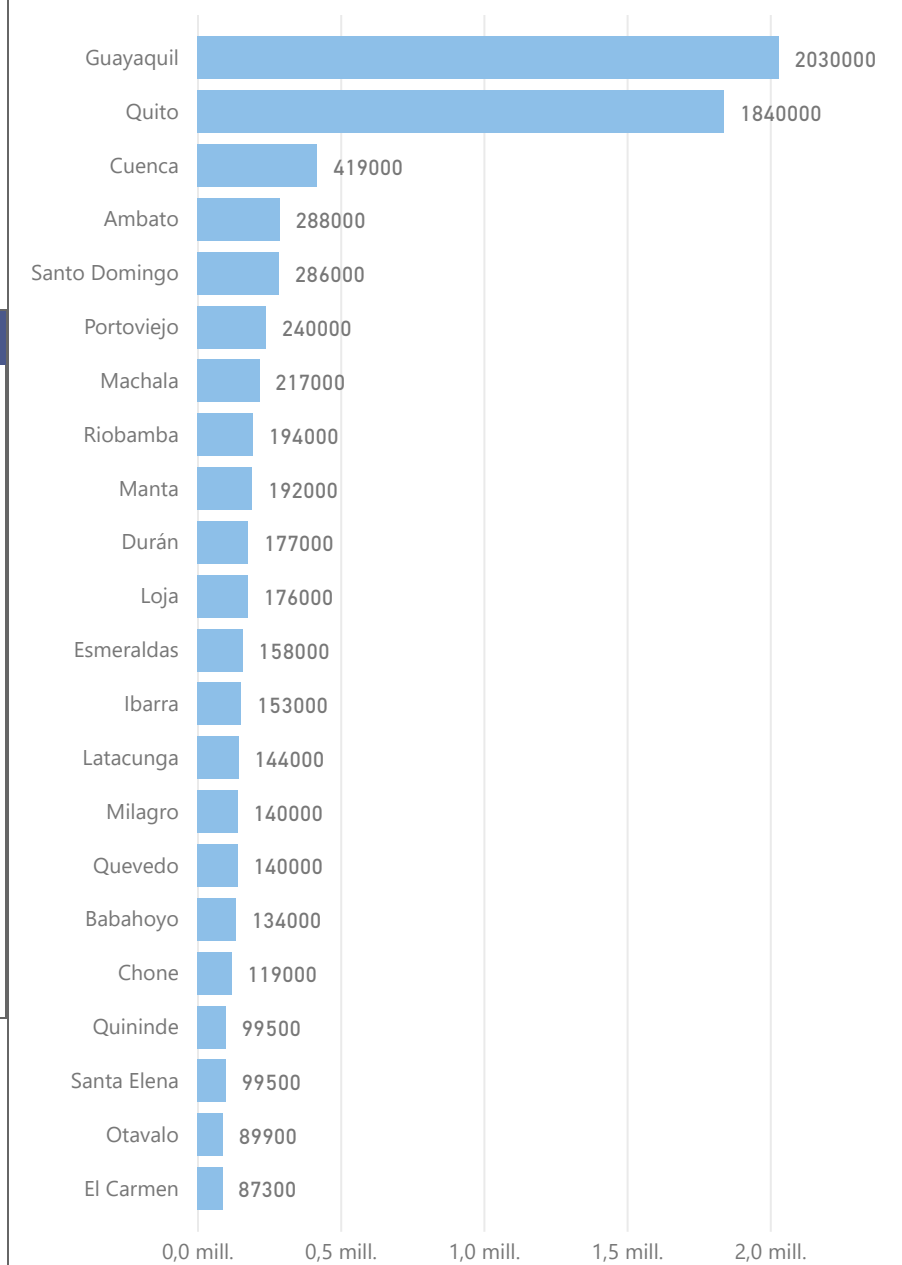
Historical Motorcycles Sales (units) 2020-2023 (August)



Growth of the population of Ecuador according to the population census (1950-2022)



Cities with the highest number of inhabitants 2001-2022






FOREIGN TRADE	July 2023	July 2022
1) Exports (FOB USD millions)		
1.1) Non Oil Exports	1.795	1.756
1.2) Oil Exports	772	966
1.3) Total Exports	2.567	2.722
2) Imports (FOB USD millions)		
2.1) Non Oil Imports	1.806	1.807
2.2) Oil Imports	540	672
2.3) Total Imports	2.346	2.479
3) Trade Balance (FOB USD millions)		
3.1) Non Oil Trade Balance (USD FOB million)	-11	-50
3.2) Oil Trade Balance (USD FOB million)	233	294
3.3) Total Trade Balance (USD FOB million)	221	243

Labor Market	August 2023	July 2023
1) Working-age population	13.069.937	13.055.129
2) Economically active population	8.507.480	8.423.105
2.1) Employed population	8.211.821	8.110.823
2.2) Appropriate employment	2.975.380	2.988.083
2.3) Underemployment	1.800.406	1.699.076
2.4) Unpaid employment	895.083	884.198
2.5) Other non-full employment	2.518.471	2.525.133
2.6) Unclassified employment	22.481	14.334
3) Unemployment	295.660	312.283
4) Economically inactive population	4.562.457	4.632.024

GDP	Jan - Dec 2022	Jan - Dec 2021	Variation
Nominal GDP (USD millions)	115.049	106.166	8,4 %
Real GDP (USD millions of 2007)	71.125	69.089	2,9 %



Oil	July 2023	July 2022
WTI (average price)	75,85	100,25



Inflation	August 2023	August 2022
Annual	2,6 %	3,8 %
Accumulated	1,9 %	3,1 %
Monthly	0,5 %	0,0 %



Foreign currency exchange	August 2023	August 2022
USD/BRL	4,88	5,20
USD/COP	4.096,68	4.416,96
USD/EURO	0,92	1,00
USD/PEN	3,69	3,85

Number of employees in the automotive sector by activity (IESS Register March 2023)

Description	Workers
Sale of parts and accessories for motor vehicles.	21.893
Maintenance and repair of motor vehicles.	19.680
Sale of motor vehicles.	17.679
Sale, maintenance and repair of motorcycles.	3.181
Manufacture of bodies for motor vehicles.	1.211
Manufacture of motor vehicles.	1.034
Manufacture of parts and accessories for motor vehicles.	912
Total	65.590

Source: BCE- Banco Central del Ecuador/ ENEMDU/INEC

PS: The sector employment data has a cut-off date of september 2022



Number of vehicles

Light: **2.418.109**

Commercial: **354.072**

1.160.631



Automobile

619.314

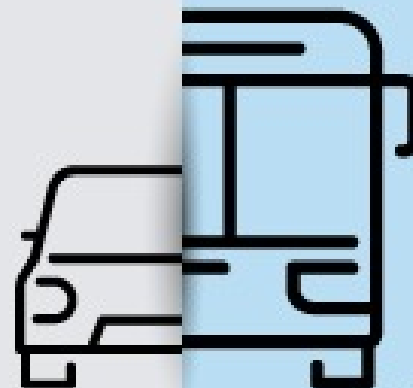


SUV

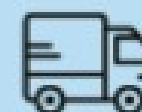
638.314



Pick up




251.451



Truck

38.884



Bus

63.737



Van

*The information corresponds to all kind of trucks including those with load capacity below 3.5 tons which are not considered heavy load trucks.

Vehicle fleet age

Average age: 15,9 years

0	1 - 5	6 - 10	11 - 15	16 - 20	21 - 25	26 - 30	31 - 35	+36
119.316	521.095	569.698	518.477	292.927	144.601	206.328	90.219	309.520
3%	18%	21%	19%	11%	5%	8%	3%	11%

TOTAL: 2.772.180

Geographic location

PICHINCHA	951.398	CARCHI	21.740
GUAYAS	724.385	BOLIVAR	13.961
AZUAY	195.450	ORELLANA	9.935
TUNGURAHUA	164.588	SUCUMBÍOS	9.427
MANABÍ	126.547	PASTAZA	9.217
IMBABURA	83.064	MORONA SANTIAGO	5.559
EL ORO	73.519	NAPO	5.055
CHIMBORAZO	71.885	SANTA ELENA	4.916
LOJA	64.082	ZAMORA CHINCHIPE	4.061
LOS RÍOS	57.492	GALÁPAGOS	649
COTOPAXI	57.308		
SANTO DOMINGO	54.036		
CAÑAR	36.666		
ESMERALDAS	27.239		




Automotive Statistical BI Software



Get your plan now!

 (02) 226 9052 / 226 9056 / 226 4925 / 226 4927

 +593 98 409 6898

 departamentotecnico@aeade.net



ASOCIACIÓN DE EMPRESAS
AUTOMOTRICES DEL ECUADOR

www.aeade.net



[Aeade.Ec](https://www.facebook.com/Aeade.Ec)



[@AeadeEc](https://twitter.com/AeadeEc)



[Aeade](https://www.linkedin.com/company/Aeade)



[@aeade_ec](https://www.instagram.com/aeade_ec)



[AeadeEcuador](https://www.tiktok.com/@AeadeEcuador)



[Aeade Ec](https://www.youtube.com/channel/UC...)