



AUTOMOTIVE SECTOR

in figures

This publication is
exclusively for
AEADE affiliates

November 2022 - No.75

Published on December 22 2022

Núñez De Vela E 3-13 y Atahualpa
Torre del Puente Building, 10th floor

Phone: 02 226 9052 / 226 9056

226 4925 / 226 4927

Quito - Ecuador

AUTOMOTIVE SECTOR

in figures

- 1 Automotive Sector in Ecuador
- 2 Main Indicators
- 3 Vehicles Sales
- 5 Assembled Vehicle Sales
- 6 New Technologies
- 7 Vehicles Imports
- 8 Heavy Machinery Imports
- 9 Vehicle Exports

- 10 Tires Imports
- 11 Tires Exports
- 12 Motorcycles Imports
- 13 Motorcycles Sales
- 14 Short-Term Indicators
- 15 Macroeconomic Indicators
- 16 Ecuadorian Vehicle Fleet



Vehicle manufacturing



Employment 2021



Vehicle and motorcycle sale, maintenance and repair

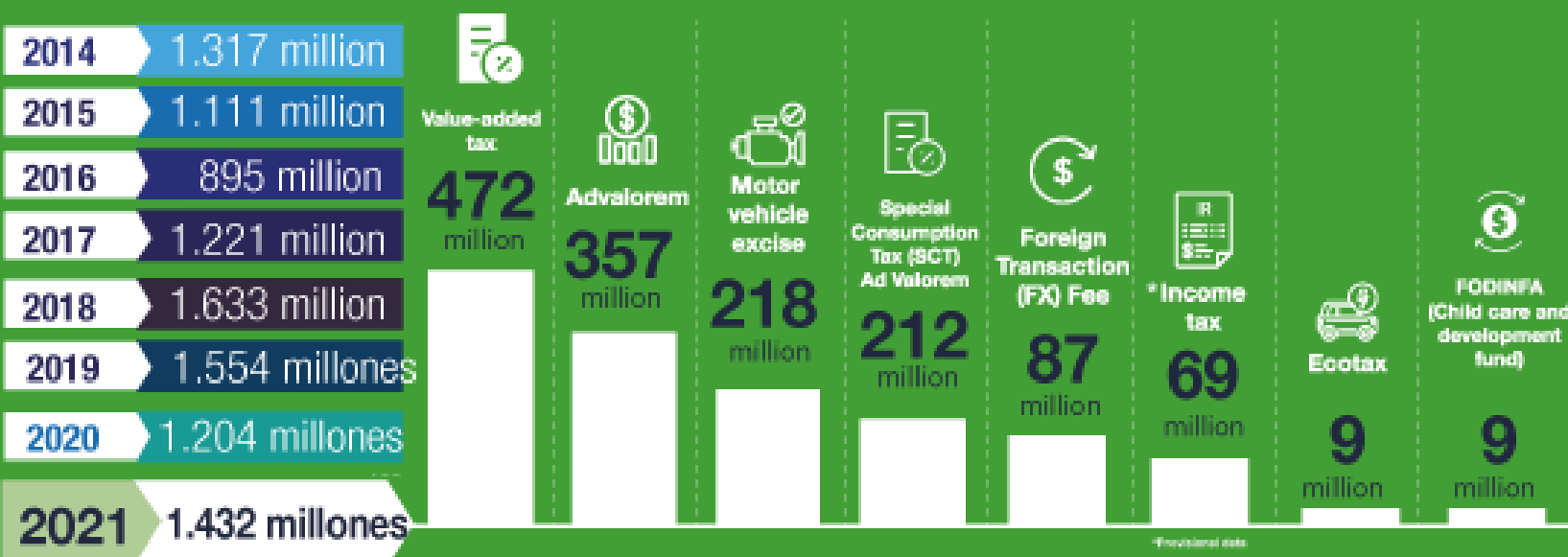
Activities	# workers
Manufacture of motor vehicles, bodies (coachwork) for motor vehicles, trailers and semi-trailers	2.125
Manufacture of parts and accessories for motor vehicles	850
Subtotal	2.975

Total Employment 2021: 155.943

Source: Encuesta Nacional de Empleo, Desempleo y Subempleo. (ENEMDU), 2021

Activities	# workers
Sale of motor vehicles	22.095
Maintenance and repair of vehicles	87.107
Sale of motor vehicles parts and accesories	33.143
Sale, maintenance and repair of motorcycles	10.623
Subtotal	152.968

Taxes (Importing and Assemblers Companies)



Macroeconomic Indicators

Total trade balance	(October 2022)	128 USD millions FOB
Average oil price WTI	(October 2022)	87.26 USD
Annual inflation	(November 2022)	3.57%
Annual GDP variation	(Jan-Dec 2021/2020)	4.2 %

Source: Banco Central del Ecuador (BCE), 2022

Credit



Consumption:

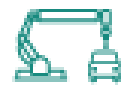
Jan - Oct 2022
USD 4,688 millions

Source: Superintendencia de Bancos, 2022

Light vehicles* and commercial vehicles** market



Imports (CBU):
Jan - Nov 2022
116,445
units



Assembled vehicles sales:
Jan - Nov 2022
18,147
units



Exports:
Jan - Nov 2022
120
units



Total sales:
Jan - Nov 2022
128,523
units

*Light vehicles: automobiles, pickups, SUV **Commercial vehicles: VAN, trucks, buses

Source: Servicio Nacional de Aduanas del Ecuador (Senae), 2022
Asociación de Empresas Automotrices del Ecuador (Aeade), 2022

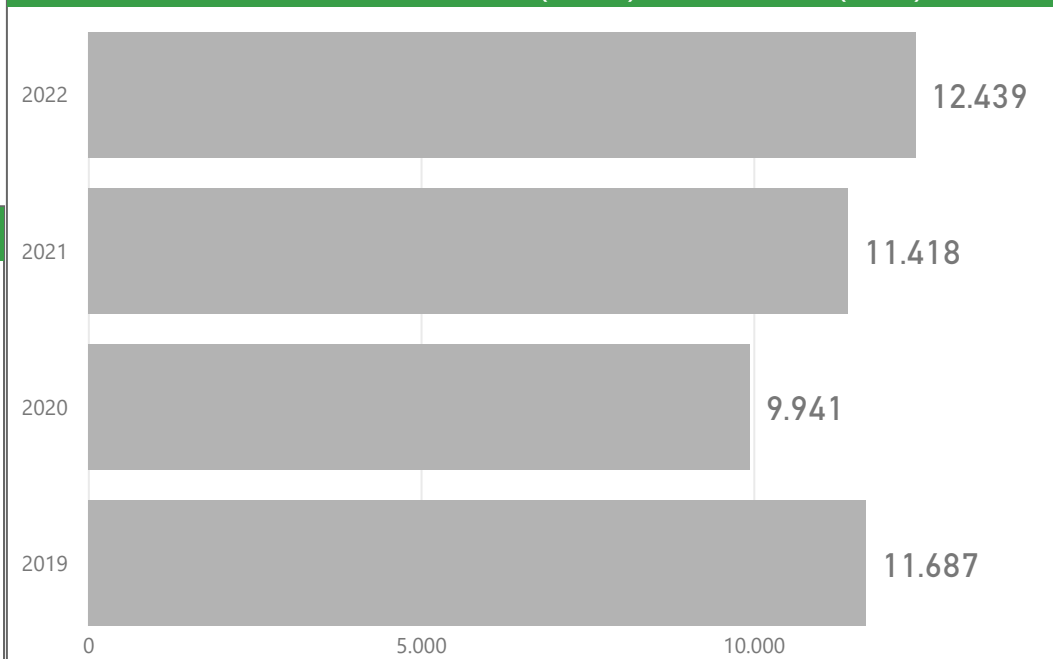


Vehicles Sales

Vehicle Sales by Segments

Segments	Nov 22	Nov 21	Jan-Nov 22	Jan-Nov 21	Var Nov/Oct 22	Var Nov 22/21	Var Jan-Nov 22/21
SUV	5.573	5.135	58.751	45.933	0,8 %	8,5 %	27,9 %
AUTOMOBILE	3.184	2.944	31.703	32.463	9,0 %	8,2 %	-2,3 %
PICK UP	2.257	2.032	22.943	18.810	6,6 %	11,1 %	22,0 %
TRUCK	928	903	10.223	9.089	3,1 %	2,8 %	12,5 %
VAN	409	338	4.069	3.163	13,3 %	21,0 %	28,6 %
BUS	88	66	834	312	-18,5 %	33,3 %	167,3 %
Total	12.439	11.418	128.523	109.770	4,2 %	8,9 %	17,1 %

Historical Vehicle Sales (units) 2019-2022 (Nov)



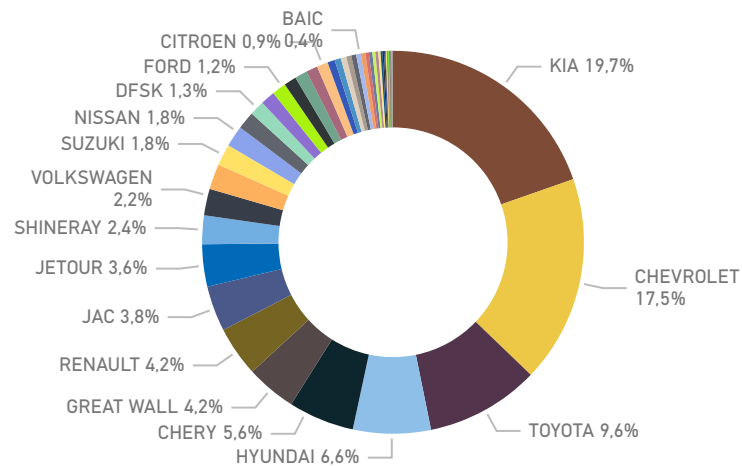
Monthly Vehicle Sales (units)



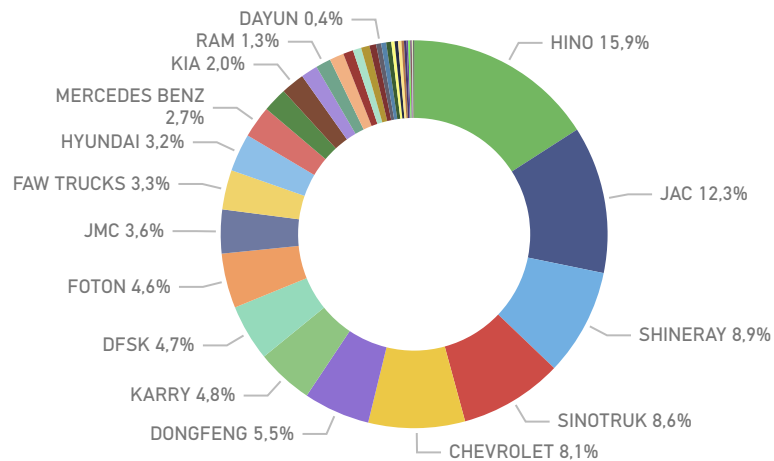


Vehicles Sales

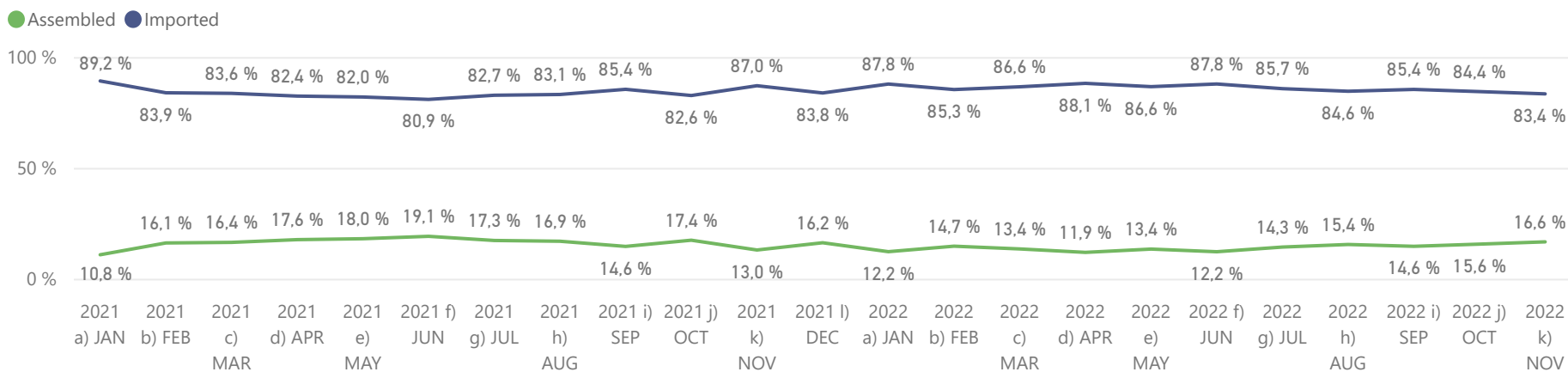
Markets Share by Brand Light Vehicles* 2022 (Nov)



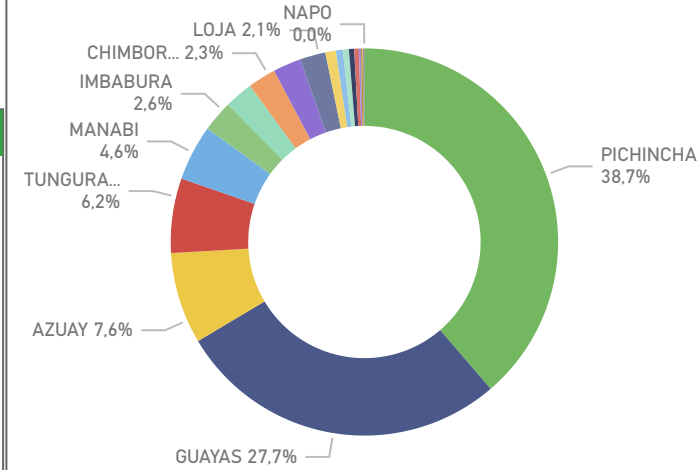
Market Share by Brand Commercial Vehicles** 2022 (Nov)



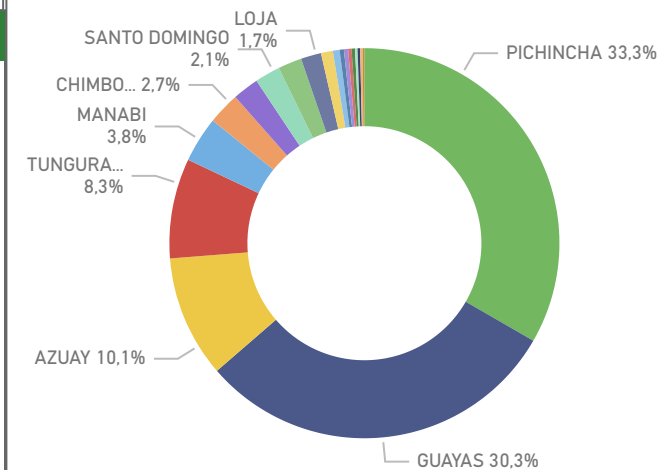
Market Share: Imported vs. Assembled (% Share)

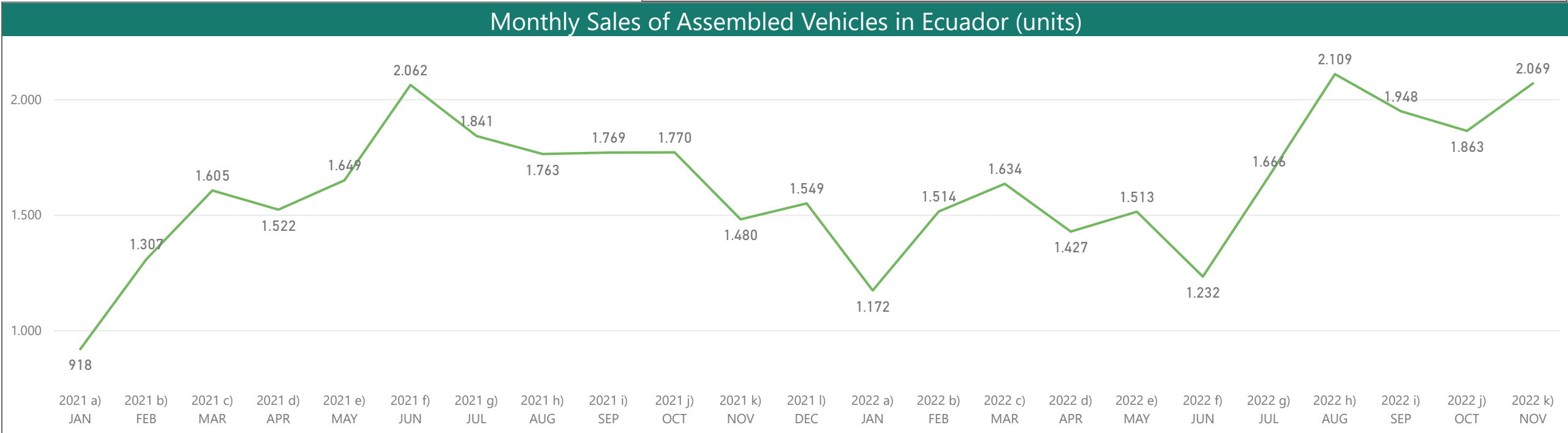
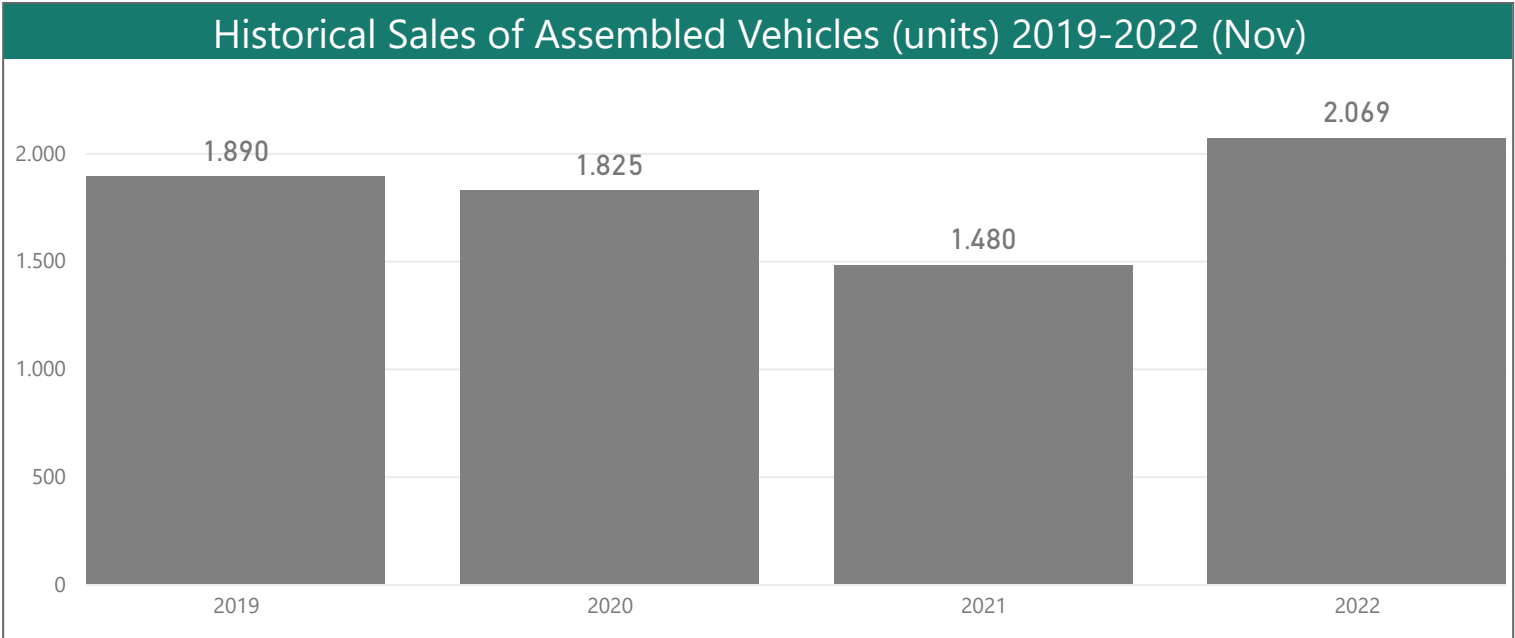


Market Share by Province (units) Light Vehicles* 2022 (Nov)



Market Share by Province (units) Commercial Vehicles** 2022 (Nov)







New technologies

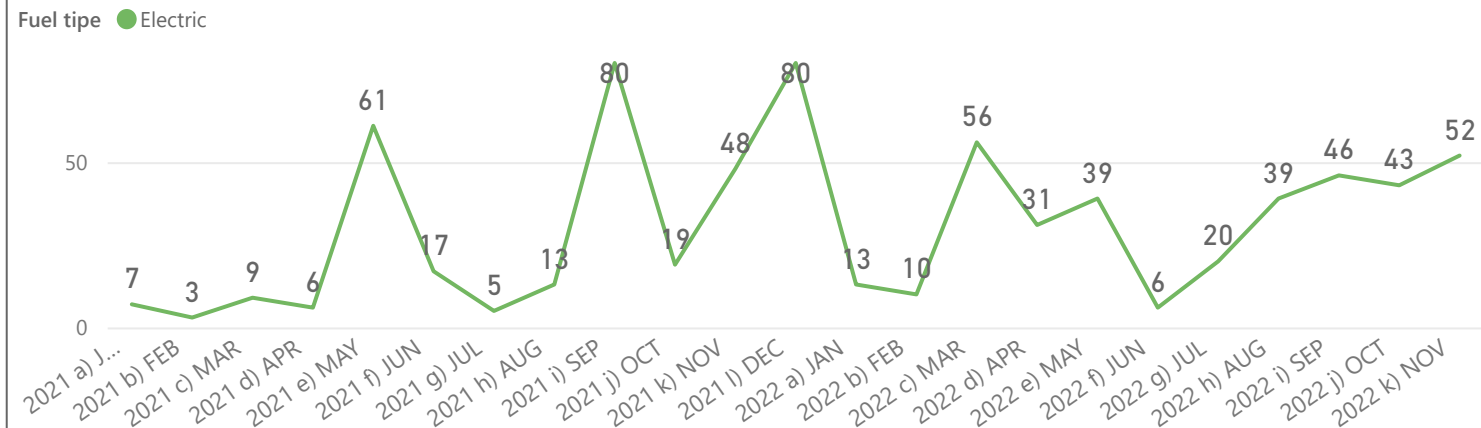


Electric Vehicles

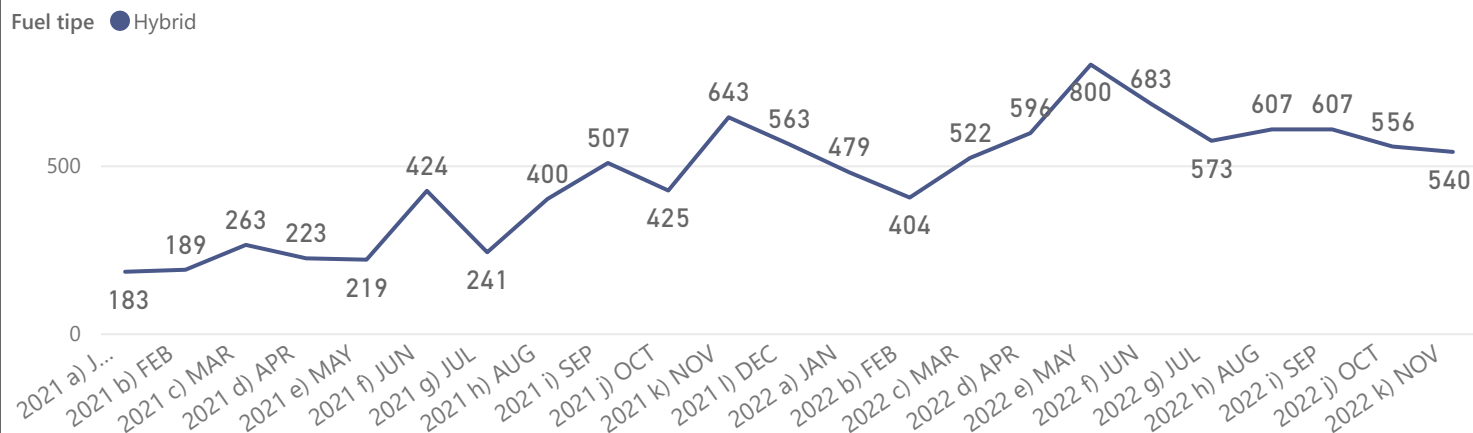


Hybrid Vehicles

Monthly Electric Vehicles Sales (units)



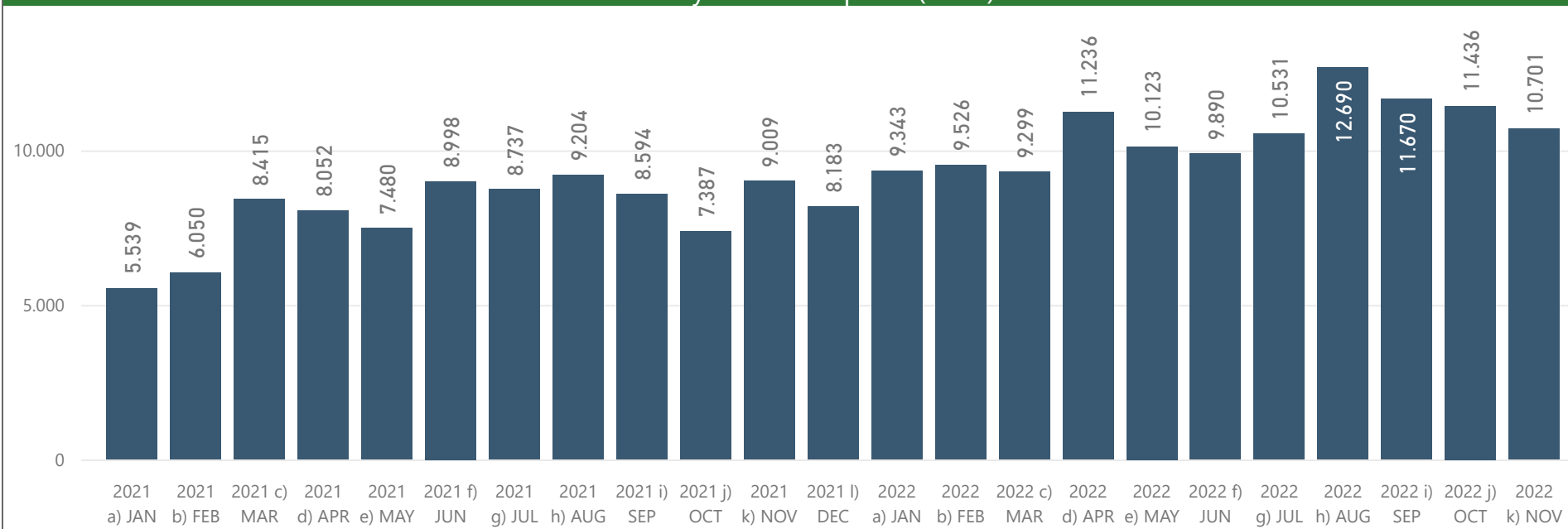
Monthly Hybrid Vehicles Sales (units)



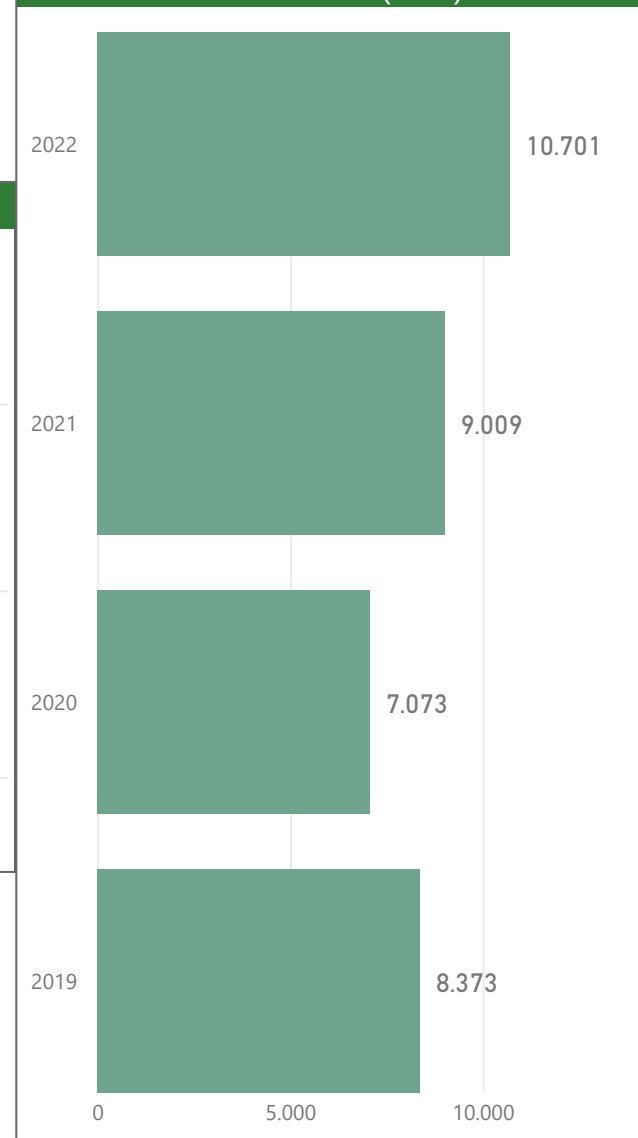


Vehicle Imports

Monthly Vehicle Imports (units)



Historical Vehicle Imports (units)
2019-2022 (Nov)

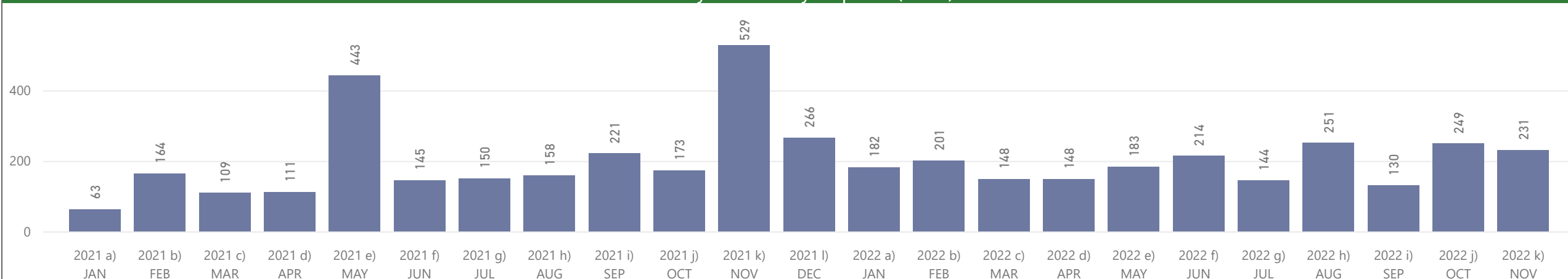


Source: SENAE- Servicio Nacional de Aduana del Ecuador



Heavy machinery imports

Monthly Machinery Imports (units)



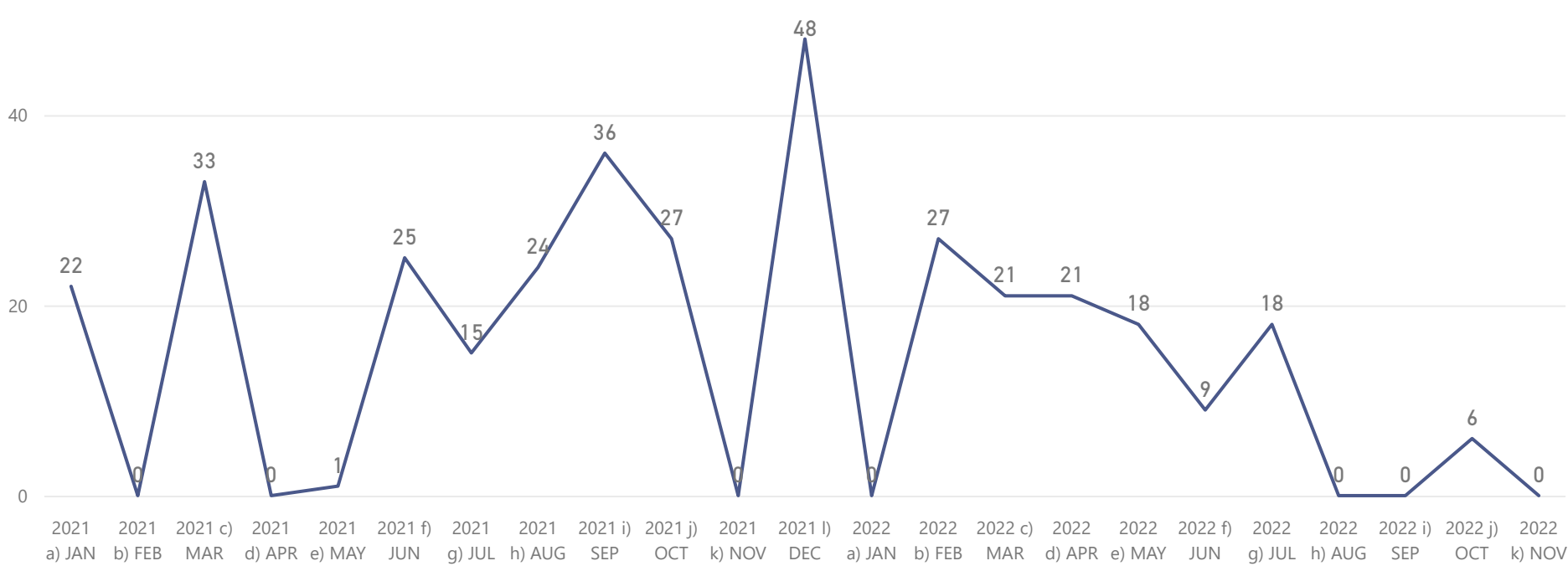
Monthly Tractor Imports (units)



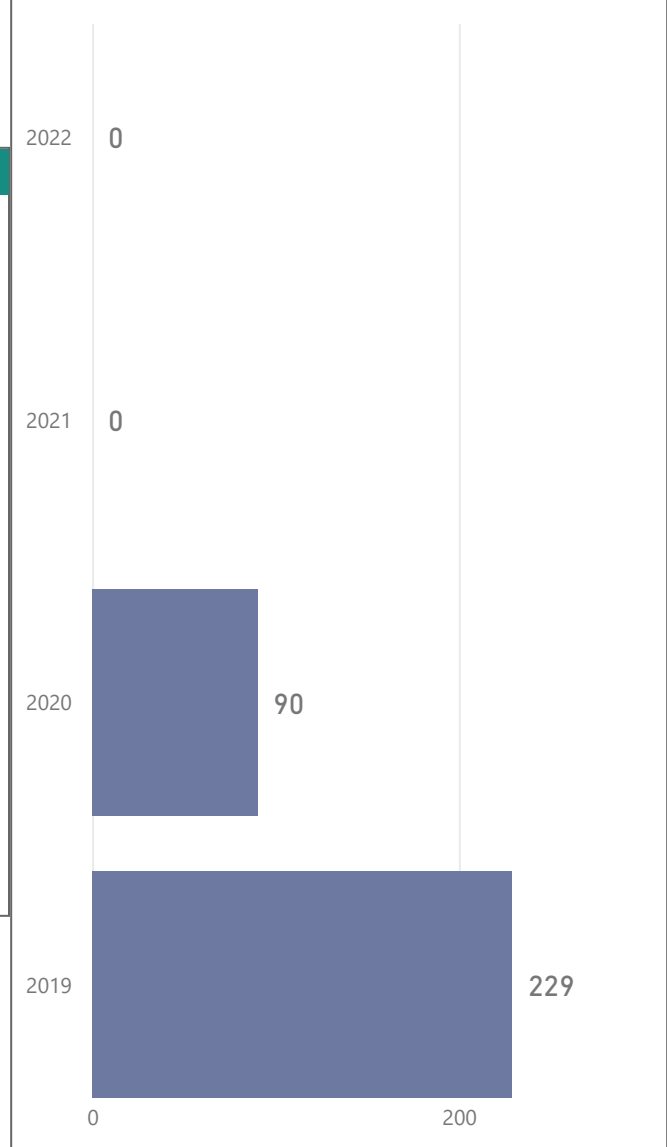


Vehicle Exports

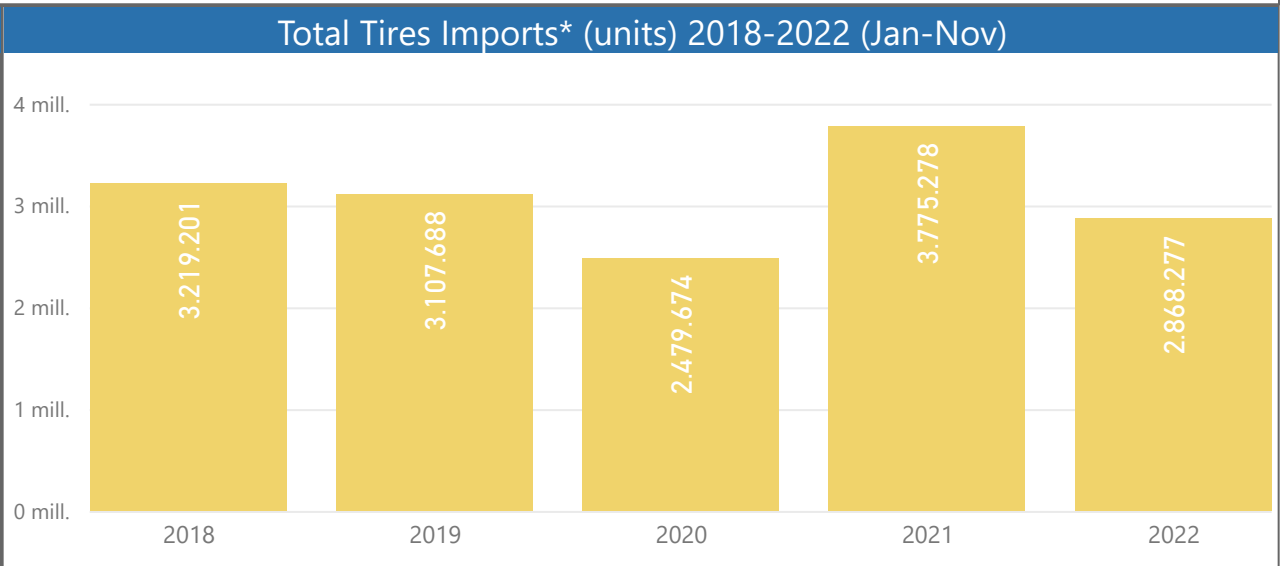
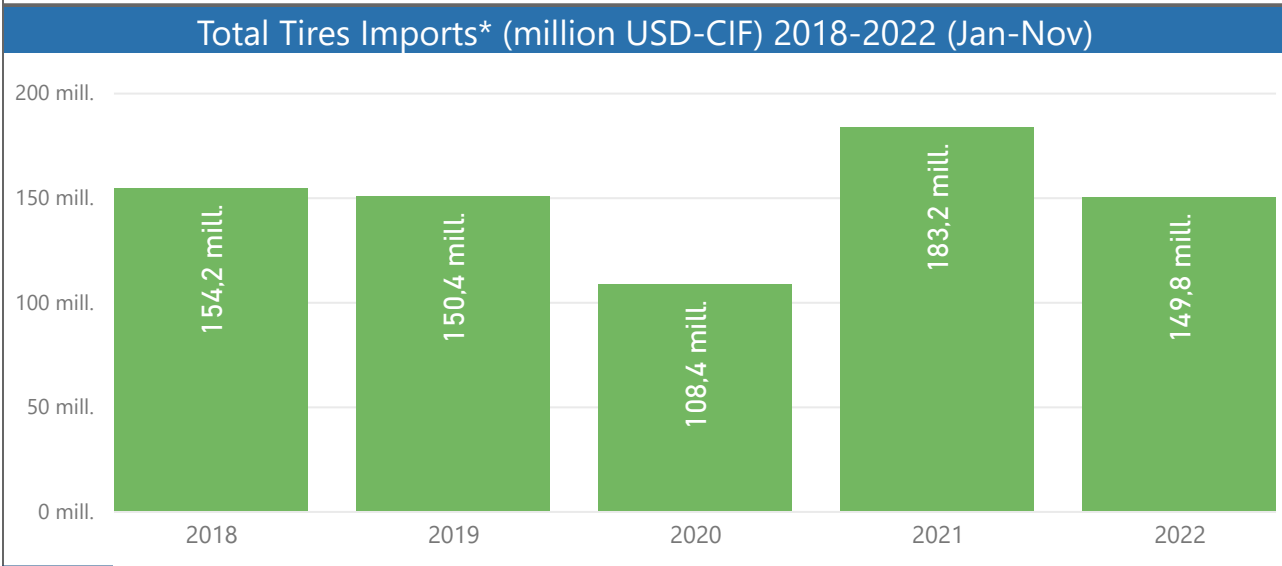
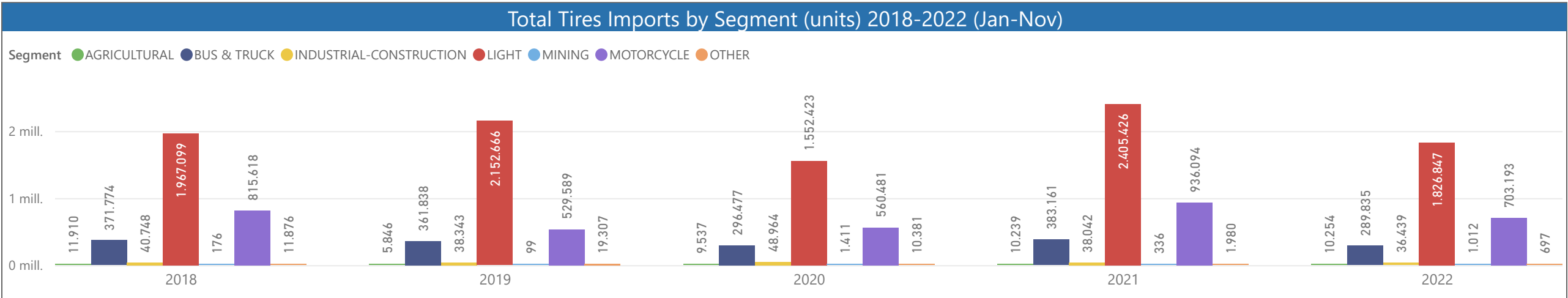
Monthly Vehicle Exports (units)



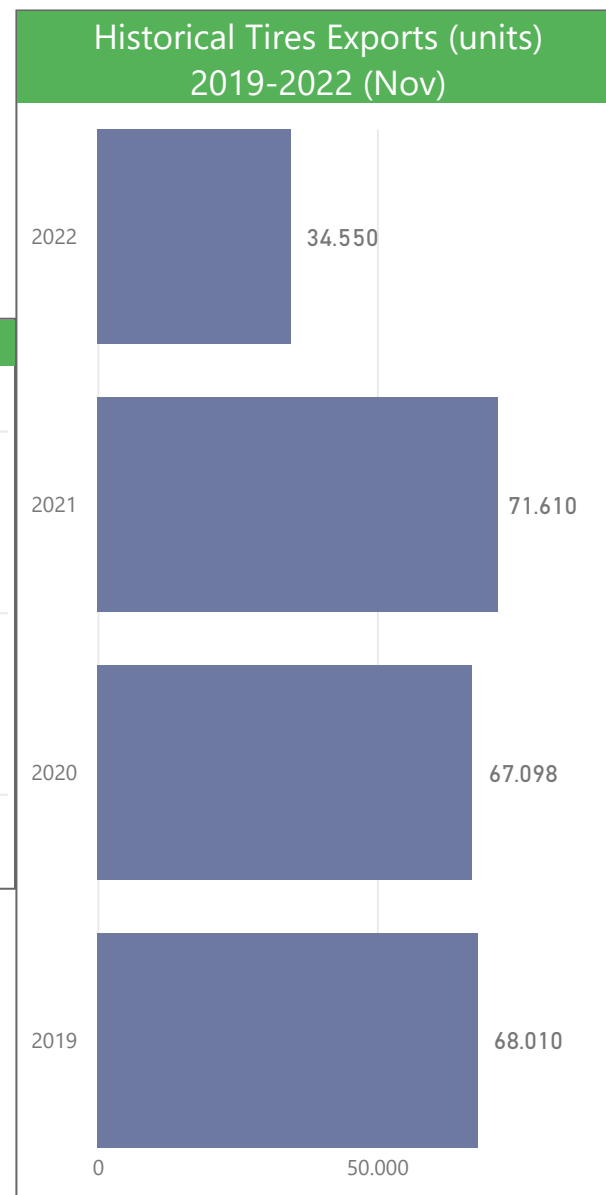
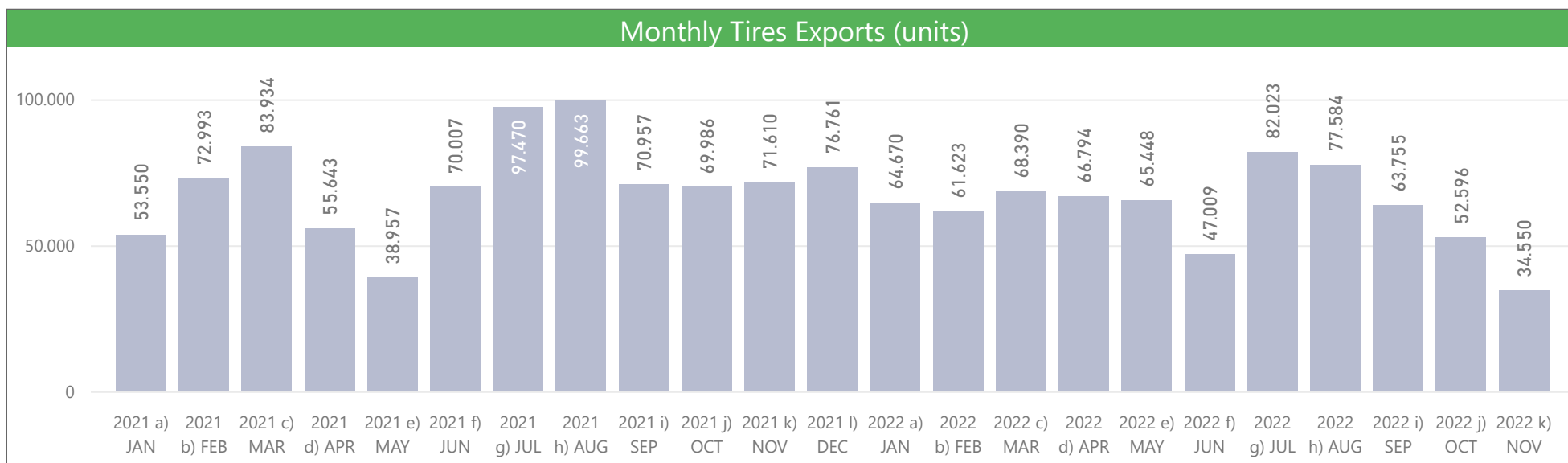
Historical Vehicle Exports (units)
2019-2022 (Nov)



Source: SENAE- Servicio Nacional de Aduana del Ecuador



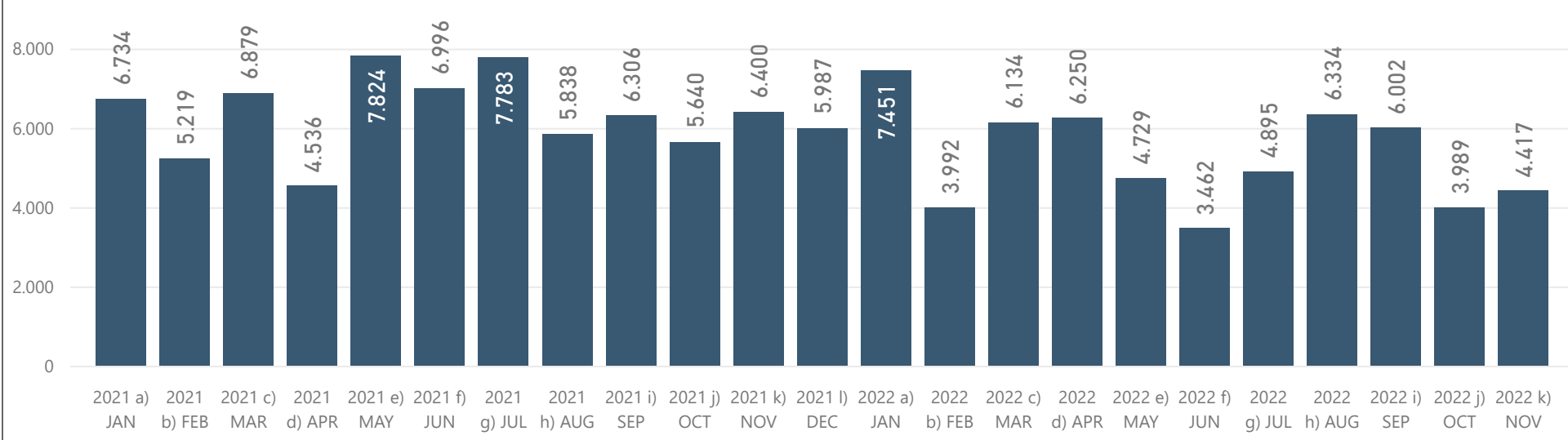
*Airplane and bicycle segments are excluded




Source: SENA- Servicio Nacional de Aduana del Ecuador



Monthly Motorcycle Imports (units)



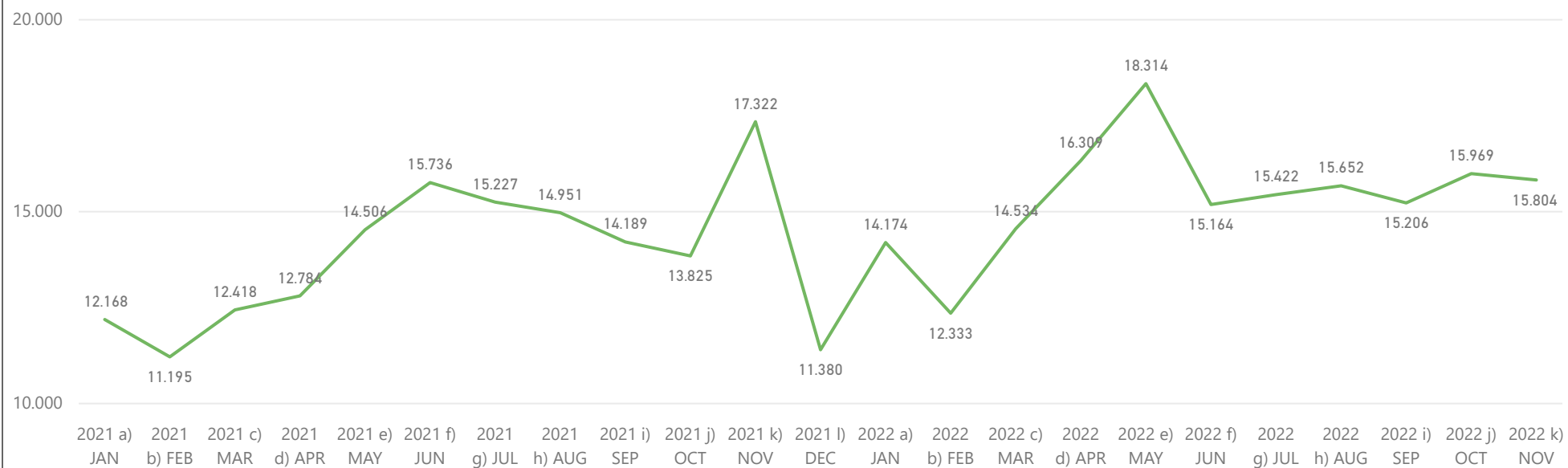
Historical Motorcycle Imports (units)
2019-2022 (Nov)



Source: SENAE- Servicio Nacional de Aduana del Ecuador

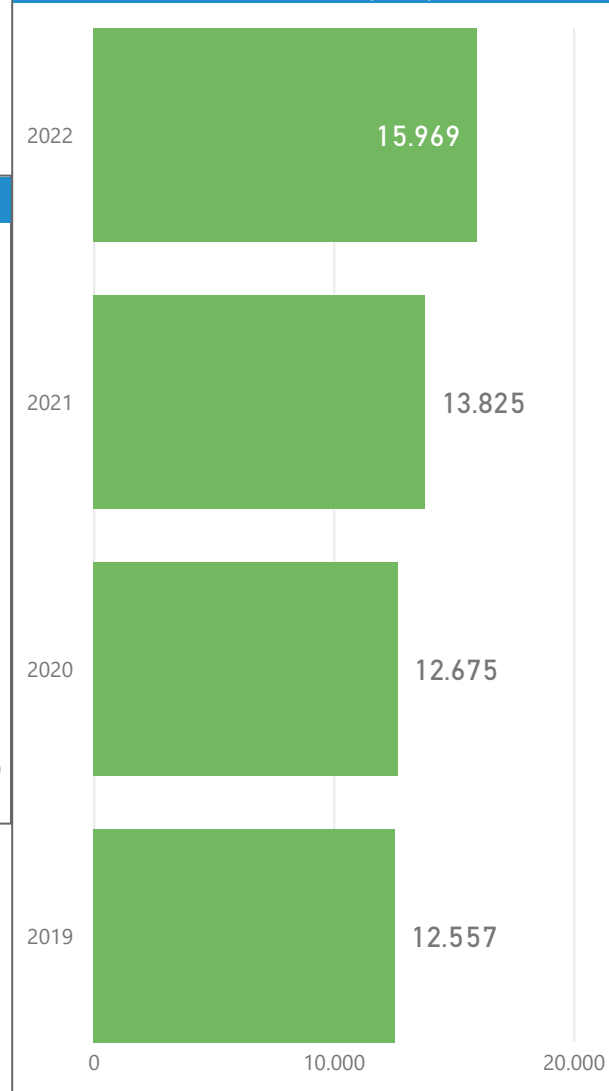


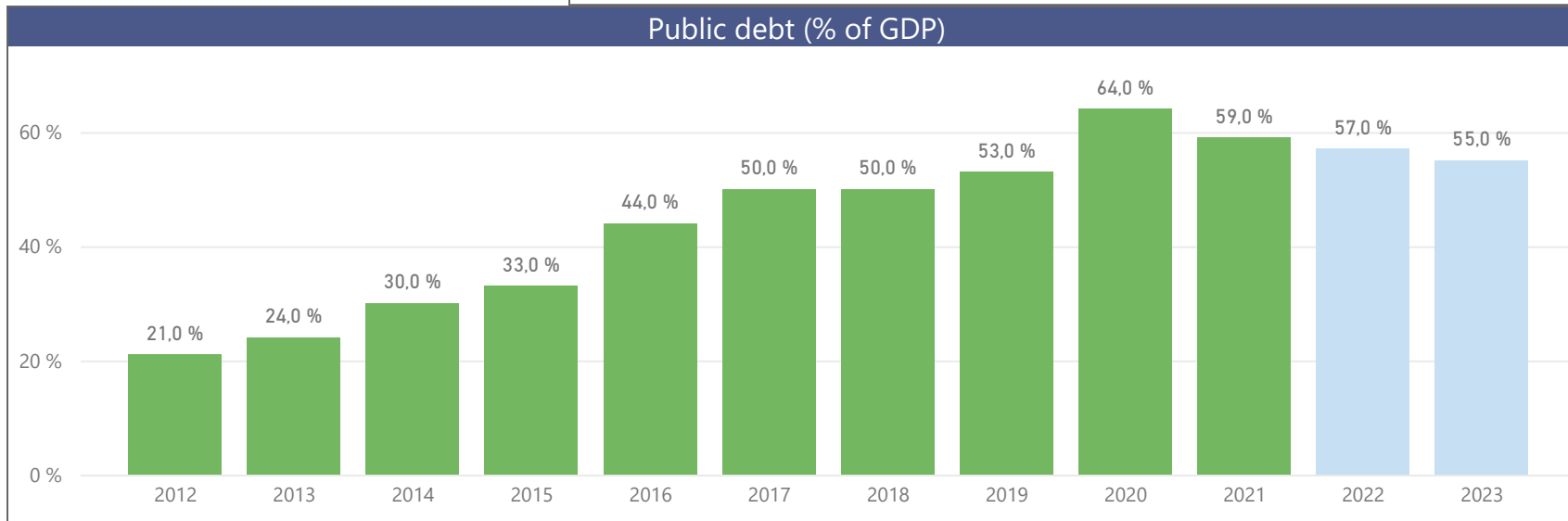
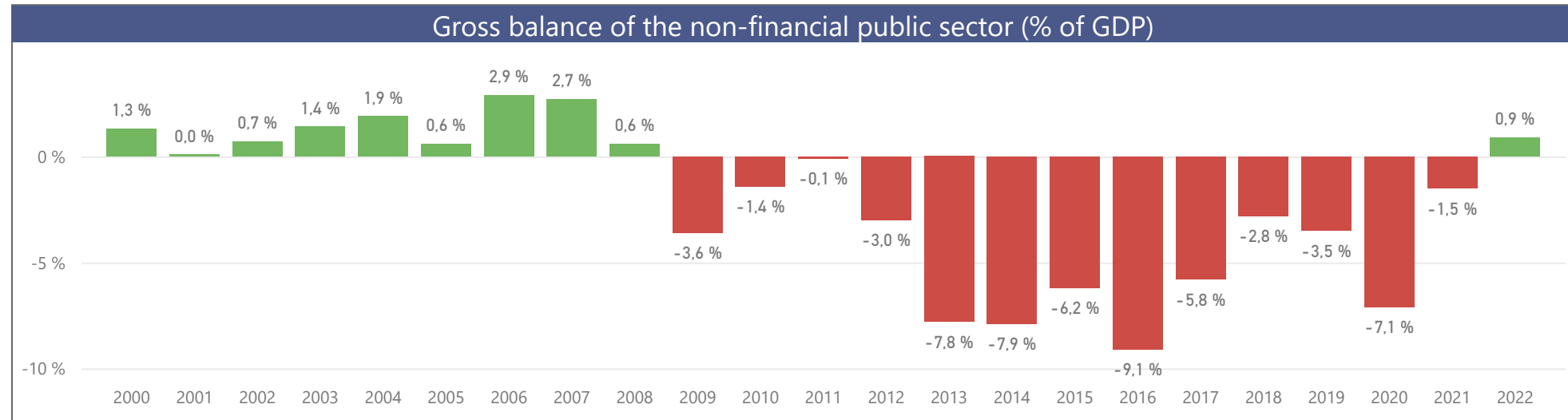
Monthly Motorcycle Sales (units)



Note.: November 2022 is provisional data

Historical Motorcycles Sales (units)
2019-2022 (Oct)





After thirteen consecutive years of a fiscal deficit that has aggravated public finances, the adjustments reached through the agreement signed with the IMF will make it possible to achieve a surplus in the balance of the non-financial public sector by 2022. This translates into lower financing needs, and therefore, in a reduction in public debt.




FOREIGN TRADE	October 2022	October 2021
1) Exports (FOB USD millions)		
1.1) Non Oil Exports	1.768	1.619
1.2) Oil Exports	856	958
1.3) Total Exports	2.624	2.578
2) Imports (FOB USD millions)		
2.1) Non Oil Imports	1.842	1.664
2.2) Oil Imports	654	440
2.3) Total Imports	2.496	2.104
3) Trade Balance (FOB USD millions)		
3.1) Non Oil Trade Balance (USD FOB million)	-74	-44
3.2) Oil Trade Balance (USD FOB million)	202	518
3.3) Total Trade Balance (USD FOB million)	128	474

Labor Market	Octubre 2022	September 2022
1) Working-age population	12.911.132	12.896.001
2) Economically active population	8.677.809	8.693.194
2.1) Employed population	8.323.300	8.338.869
2.2) Appropriate employment	2.928.005	3.077.801
2.3) Underemployment	1.728.936	1.765.761
2.4) Unpaid employment	1.016.921	938.663
2.5) Other non-full employment	2.637.893	2.535.383
2.6) Unclassified employment	11.546	21.262
3) Unemployment	354.509	354.324
4) Economically inactive population	4.233.323	4.202.807

GDP	Jan - Dec 2021	Jan - Dec 2020	Variation
Nominal GDP (USD millions)	106.166	99.291	6,9 %
Real GDP (USD millions of 2007)	69.089	66.281	4,2 %



Oil	October 2022	October 2021
WTI (average price)	87,26	81,36



Inflation	November 2022	November 2021
Annual	3,6 %	1,8 %
Accumulated	3,6 %	1,9 %
Monthly	-0,0 %	0,4 %



Foreign currency exchange	November 2022	November 2021
USD/BRL	5,27	5,64
USD/COP	4.807,69	3.996,80
USD/EURO	0,97	0,88
USD/PEN	3,85	4,06

Number of employees in the automotive sector by activity (IESS Register June 2022)

Description	Workers
Sale of parts and accessories for motor vehicles.	20.677
Maintenance and repair of motor vehicles.	18.873
Sale of motor vehicles.	17.020
Sale, maintenance and repair of motorcycles.	2.863
Manufacture of motor vehicles.	962
Manufacture of bodies for motor vehicles.	950
Manufacture of parts and accessories for motor vehicles.	923
Total	62.268

Source: BCE- Banco Central del Ecuador/ ENEMDU/INEC

PS: The sector employment data has a cut-off date of March 2022



Number of vehicles

Light: **2.418.109**

Commercial: **354.072**

1.160.631



Automobile

619.314

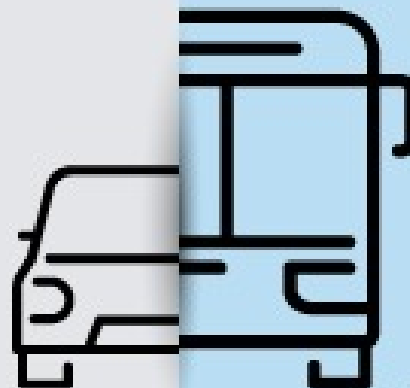


SUV

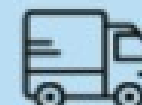
638.314



Pick up

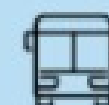


251.451



Truck

38.884



Bus

63.737



Van

*The information corresponds to all kind of trucks including those with load capacity below 3.5 tons which are not considered heavy load trucks.

Vehicle fleet age

Average age: 15,9 years

0	1 - 5	6 - 10	11 - 15	16 - 20	21 - 25	26 - 30	31 - 35	+36
119.316	521.095	569.698	518.477	292.927	144.601	206.328	90.219	309.520
3%	18%	21%	19%	11%	5%	8%	3%	11%

TOTAL: 2.772.180

Geographic location

PICHINCHA	951.398	CARCHI	21.740
GUAYAS	724.385	BOLIVAR	13.961
AZUAY	195.450	ORELLANA	9.935
TUNGURAHUA	164.588	SUCUMBÍOS	9.427
MANABÍ	126.547	PASTAZA	9.217
IMBABURA	83.064	MORONA SANTIAGO	5.559
EL ORO	73.519	NAPO	5.055
CHIMBORAZO	71.885	SANTA ELENA	4.916
LOJA	64.082	ZAMORA CHINCHIPE	4.061
LOS RÍOS	57.492	GALÁPAGOS	649
COTOPAXI	57.308		
SANTO DOMINGO	54.036		
CAÑAR	36.666		
ESMERALDAS	27.239		



Automotive Statistical BI Software



Get your plan now!

 (02) 226 9052 / 226 9056 / 226 4925 / 226 4927

 +593 98 409 6898

 departamentotecnico@aeade.net



ASOCIACIÓN DE EMPRESAS
AUTOMOTRICES DEL ECUADOR

www.aeade.net



[Aeade.Ec](https://www.facebook.com/Aeade.Ec)



[@AeadeEc](https://twitter.com/AeadeEc)



[Aeade](https://www.linkedin.com/company/Aeade)



[@aeade_ec](https://www.instagram.com/aeade_ec)



[AeadeEcuador](https://www.tiktok.com/@AeadeEcuador)



[Aeade Ec](https://www.youtube.com/channel/UC...)